2018

GENERAL CATALOGUE/CATALOGO GENERALE

CASTALDI LIGHTING

CASTALDI

NORLIGHT

LIGHT. OUR PASSION
PROJECTS. OUR MISSION

CASTALDI LIGHTING

Castaldi Lighting was born in 1938, undergoing the difficult and exciting years of 20th century. The Company, for 80 years, has worked together with famous Architects and Designers, with major Companies in many key-projects in every Country. Numerous Castaldi Lighting products became icons, today still on display in the most important Design Museums in the world. A continuous effort, from the beginning, towards Product Innovation. Going from start-up to scale-up calls for celebration, but, more, it calls for forward thinking, because, without question, our greatest accomplishments still lie ahead of us. Today though, I am thinking much more about Castaldi Lighting's future than its past. I believe Lighting will evolve faster in the next 10 years than it ever has before; we already live in a multi-platform world where the integration among systems will be the normal in the future.
Castaldi Lighting already stared this journey; SLED®, the innovative modular system, is already at the third stage of its evolution in less than 3 years and we continue to invest on this absolute concept to develop new directions. This is the example of this vocation that pervades the company since its inception.
A vocation inspired by and built around the technology which is the driving force, leading our actions, from the very first days. Castaldi Lighting pioneered, new methods, applications, techniques that enabled the Company to move into totally new areas of lighting technologies in outdoor as well as in indoor.

Light. Our Passion • Projects. Our Mission: this is the synthesis of the work we do every day and the Castaldi Lighting Strategy has been grounded on it over the time.

International and highly demanding Clients have always been our "reference system" to confirm the speed and to stay on course to further development. Our Clients are work with us every day; they inspire, they require, they check and assess what we deliver. Their Projects are our Projects, their goals are ours. We have accomplished a lot together during our first 80 years and empowered countless businesses and People to realize their projects. But what matters most now is what we do next.

Thank you for helping make Castaldi Lighting a fantastic Company
now and for decades to come.

Castaldi Lighting nasce nel 1938, attraversando fino ad oggi gli anni più difficili ed esaltanti del XX secolo. L'azienda, durante questi 80 anni, ha collaborato con importanti Architetti e Designers, per le maggiori aziende, nello sviluppo di numerosi progetti chiave in tutto il Mondo. Numerosi prodotti Castaldi Lighting sono diventati delle icone, ancora oggi esposti nei principali musei di design del mondo. Uno continuo sforzo, sin dall'inizio, verso l'Innovazione del Prodotto. Ripercorrere l'evoluzione della nostra storia ci invita a festeggiare, ma, ancor di più, ci richiede lungimiranza, perché, senza dubbio, i nostri più grandi successi devono ancora avvenire.
Tuttavia oggi, sto pensando più al futuro di Castaldi Lighting che al suo passato.
Credo che il settore dell'illuminazione, nei prossimi 10 anni, si evolverà molto più velocemente rispetto a quanto successo prima; viviamo già in un mondo multi-piattaforma, e l'integrazione tra diversi sistemi in futuro sarà considerato normale. Castaldi Lighting ha già iniziato questo viaggio; SLED®, il nostro innovativo sistema modulare, in meno di tre anni, è già alla terzo stadio della sua evoluzione e noi continuiamo ad investire su questo concetto assoluto per sviluppare nuove soluzioni.
Questo è l'esempio della vocazione che pervade l'azienda sin dalla sua nascita. Una vocazione ispirata e costruita attorno alla tecnologia che è la forza trainante che guida le nostre azioni fin dagli albori. Castaldi Lighting ha aperto la strada a nuovi metodi, applicazioni e tecniche che hanno consentito all'azienda di muoversi verso confini totalmente nuovi della tecnologia dell'illuminazione sia per interni che per esterni.

Light. Our Passion • Projects. Our Mission: *questa è la sintesi del lavoro che facciamo ogni giorno, ed è la strategia su cui Castaldi Lighting si è basata nel tempo.*

Da sempre, per rimanere ai massimi livelli in velocità e sviluppo, ci basiamo su un target costituito da importanti Clienti, esigenti ed internazionali. I nostri clienti lavorano con noi ogni giorno; ispirano, richiedono, controllano e valutano ciò che sviluppiamo. I loro progetti sono i nostri progetti, i loro obiettivi sono i nostri obiettivi. Abbiamo compiuto molti sforzi insieme durante i nostri primi 80 anni permettendo ad innumerevoli aziende e persone di realizzare al meglio i loro progetti. Ma ciò che conta di più ora è ciò che faremo in futuro.

Grazie per aver contribuito a rendere Castaldi Lighting una fantastica azienda
ora e per i decenni a venire.

Stefano Ferro
Chairman of Castaldi Lighting S.p.A.

80 ANNIVERSARY 1938-2018

CASTALDI LIGHTING

GENERAL CATALOGUE 2018

general index
p. ***indice generale***

5 **COMPANY PROFILE**
PROFILO AZIENDALE

11 **CATALOGUE TIPS**
SUGGERIMENTI PER UTILIZZARE IL CATALOGO

17 **NORLIGHT**
PRODUCTS *PRODOTTI*

339 **REGULATION / DIRECTIVES**
NORME / DIRETTIVE

CASTALDI LIGHTING S.P.A.

Via Benvenuto Cellini, 8
21012 Cassano Magnago (Varese) Italy
info@castaldilighting.it
Tel: +39.0331.706.91

www.castaldilighting.it

COMPANY PROFILE

CASTALDI LIGHTING was founded in 2011 from the merger between "Ing. **Castaldi Illuminazione**" and "**Norlight**", two well-established companies in the lighting industry. These Companies had successfully acquired a prominent position respectively in the Outdoor and Indoor segments, with a particular focus on Office Buildings, Retailing, Public areas etc. and on Specialties applications (e.g. Pharma industry, Hospital, etc.).

Castaldi and Norlight products are the result of the continous commitment towards Research & Development, Lighting Design, Quality Assurance and Control over production processes to accomplish also the most challenging requirements of "Custom made" productions.

The Company's production is made in Italy, in its facilities located north of Milano (Cassano Magnago). Thanks to its fully integrated production system and the in-house, product control and testing laboratories, Castaldi Lighting achieves the highest quality and performance standards.

Castaldi Lighting operates all over the world: exports 70% of its production with a significant presence in the USA, France, Scandinavia and the Middle East. In addition, the Company has always been very successful in "Custom made products" thanks its remarkable competence in developing high performing solutions for different requirements.

Castaldi Lighting cooperates with all the major international Architecture and Design firms and then its products are installed throughout the world in premier locations: in Abu Dhabi at the Ferrari World Park, in the Sky Tower Shams and at the Cleveland Clinics, at Westminster University in London, in Zaha Hadid's City Life residences in Milan, at the Italian Space Agency in Rome, at the Atelier Renault Champs-Elysées in Paris and in many other contemporary architectural sites.

CASTALDI LIGHTING *nasce nel 2011 dalla fusione di* ***Ing. Castaldi Illuminazione*** *e* ***Norlight*** *due aziende storiche del settore illuminazione e che nel tempo sono riuscite a conquistare una solida e riconosciuta posizione rispettivamente nel segmento Outdoor (con il marchio Castaldi) e nel segmento Indoor (con il marchio Norlight) con particolare riferimento all'Office Building, alle aree pubbliche e alle applicazioni specialties (ad es. sistemi d'illuminazione per le clean rooms, sistemi per ospedali, ecc.).*

I prodotti Castaldi e Norlight sono il risultato del continuo impegno di Ricerca e Sviluppo, Lighting Design, della sezione dedicata al controllo dei processi produttivi e di Quality Assurance che consentono di soddisfare anche le richieste di prodotti "custom made" dei clienti più esigenti. L'Azienda produce esclusivamente in Italia, negli stabilimenti di Cassano Magnano, grazie al suo sistema produttivo totalmente integrato e ai laboratori interni di controllo e testing dei prodotti che consentono di sostenere gli standard più elevati.

Castaldi Lighting opera in tutto il mondo: esporta oltre il 70% della sua produzione con significative presenze in USA, Francia, Scandinavia e Medio Oriente. Inoltre, l'Azienda da sempre è fortemente attiva nel segmento dei prodotti custom made dove realizza quasi metà del suo fatturato.

I prodotti Castaldi Lighting sono installati in tutto il mondo nei luoghi più esclusivi e ricercati: ad Abu Dhabi nel Ferrari World Park, nella Sky Tower Shams e nella Cleveland Clinic, a Londra nell'Università Westminster, a Milano nelle Residenze City Life, a Roma nell'Agenzia Spaziale Italiana, a Parigi nell'Atelier Renault Champs-Elysées e in molti altri luoghi dell'architettura contemporanea.

NOTES FROM PRODUCTION
NOTE DI PRODUZIONE photo by / *foto di* Adriano Brusaferri





LMT
LICHTMESSTECHNIK BERLIN

6 ohm NB Anna

CATALOGUE TIPS

Suggerimenti per utilizzare il catalogo

12 **HOW TO CHANGE PRODUCT COLOUR**
COME COMBIARE IL COLORE PRODOTTO

13 **MAIN COLOURS CHART**
TABELLA COLORI PRINCIPALI

14 **HEAT PRODUCTS**
(HIGH ENVIRONMENTAL TEMPERATURE)
PRODOTTI HEATH
(ALTE TEMPERATURE AMBIENTE)

15 **PROJECT CUSTOM PRODUCTS**
PRODOTTI CUSTOM SU PROGETTI

COATING: STANDARD COLOURS
VERNICIATURA: COLORI STANDARD

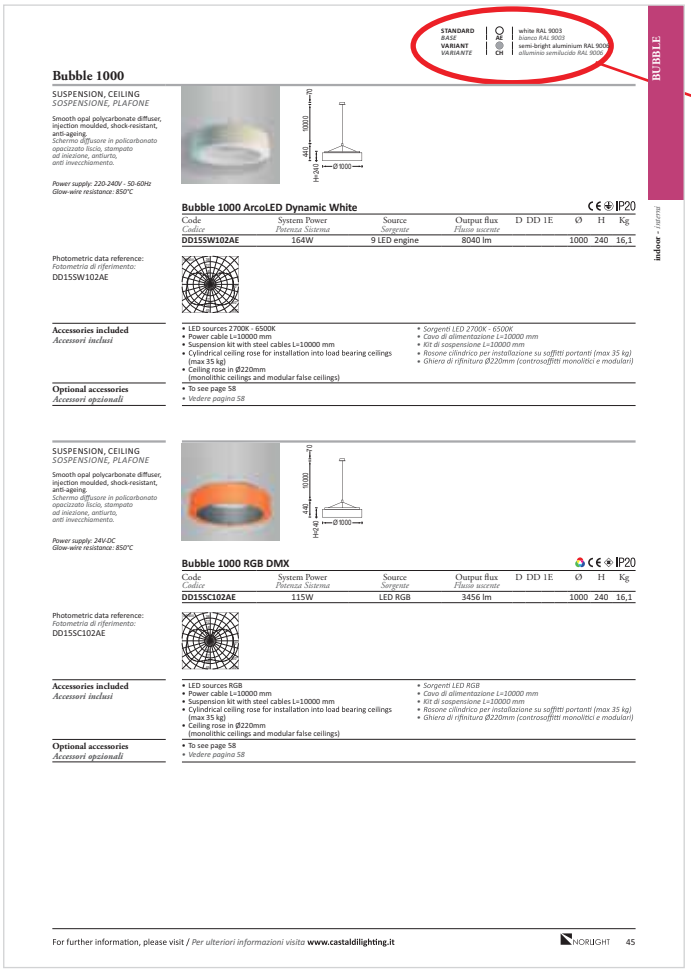

BUBBLE

STANDARD / BASE — AE — white RAL 9003 / bianco RAL 9003
VARIANT / VARIANTE — CH — semi-bright aluminium RAL 9006 / alluminio semilucido RAL 9006

Bubble 1000

SUSPENSION, CEILING
SOSPENSIONE, PLAFONE

Smooth opal polycarbonate diffuser, injection moulded, shock-resistant, anti-ageing.
Schermo diffusore in policarbonato opacizzato liscio, stampato ad iniezione, antiurto, anti invecchiamento.

Power supply: 220-240V - 50-60Hz
Glow-wire resistance: 850°C

Bubble 1000 ArcoLED Dynamic White

Code *Codice*	System Power *Potenza Sistema*	Source *Sorgente*	Output flux *Flusso uscente*	D	DD	1E	Ø	H	Kg
DD15SW102AE	164W	9 LED engine	8040 lm				1000	240	16,1

Photometric data reference: *Fotometria di riferimento:* DD15SW102AE

Accessories included *Accessori inclusi*
- LED sources 2700K - 6500K
- Power cable L=10000 mm
- Suspension kit with steel cables L=10000 mm
- Cylindrical ceiling rose for installation into load bearing ceilings (max 35 kg)
- Ceiling rose in Ø220mm (monolithic ceilings and modular false ceilings)
- *Sorgenti LED 2700K - 6500K*
- *Cavo di alimentazione L=10000 mm*
- *Kit di sospensione L=10000 mm*
- *Rosone cilindrico per installazione su soffitti portanti (max 35 kg)*
- *Ghiera di rifinitura Ø220mm (controsoffitti monolitici e modulari)*

Optional accessories *Accessori opzionali*
- To see page 58
- *Vedere pagina 58*

SUSPENSION, CEILING
SOSPENSIONE, PLAFONE

Smooth opal polycarbonate diffuser, injection moulded, shock-resistant, anti-ageing.
Schermo diffusore in policarbonato opacizzato liscio, stampato ad iniezione, antiurto, anti invecchiamento.

Power supply: 24V-DC
Glow-wire resistance: 850°C

Bubble 1000 RGB DMX

Code *Codice*	System Power *Potenza Sistema*	Source *Sorgente*	Output flux *Flusso uscente*	D	DD	1E	Ø	H	Kg
DD15SC102AE	115W	LED RGB	3456 lm				1000	240	16,1

Photometric data reference: *Fotometria di riferimento:* DD15SC102AE

Accessories included *Accessori inclusi*
- LED sources RGB
- Power cable L=10000 mm
- Suspension kit with steel cables L=10000 mm
- Cylindrical ceiling rose for installation into load bearing ceilings (max 35 kg)
- Ceiling rose in Ø220mm (monolithic ceilings and modular false ceilings)
- *Sorgenti LED RGB*
- *Cavo di alimentazione L=10000 mm*
- *Kit di sospensione L=10000 mm*
- *Rosone cilindrico per installazione su soffitti portanti (max 35 kg)*
- *Ghiera di rifinitura Ø220mm (controsoffitti monolitici e modulari)*

Optional accessories *Accessori opzionali*
- To see page 58
- *Vedere pagina 58*

For further information, please visit / *Per ulteriori informazioni visita* **www.castaldilighting.it**

NORLIGHT 45

indoor - *interni*

STANDARD / BASE — AE — white RAL 9003 / bianco RAL 9003
VARIANT / VARIANTE — CH — semi-bright aluminium RAL 9006 / alluminio semilucido RAL 9006

Each product is offered in one standard colours and different variant colours.
No extra-charge is applied if you choose one colour indicated in the top of each product page.
Ogni prodotto viene proposto in un colore base e in differenti varianti.
Non si applica nessun sovraprezzo se il colore scelto è indicato in alto nella pagina di catalogo del prodotto.

HOW TO CHANGE COLOUR IN THE PRODUCT CODE
COME COMBIARE IL COLORE NEL CODICE

Colour is indicated in the product code by 2 alphabetical character.
To order product in different colour, please change colour desinence with the new one chosen.
Il colore è identificabile tramite la desinenza in lettere del codice stesso.
Per ordinare un articolo con colorazione diversa da quella proposta, è necessario sostituire nel codice la desinenza del colore proposto con quello desiderato.

CASTALDI LIGHTING

2002-DN-9265 → 2002-BE-9265
STANDARD Colour / *Colore BASE* — VARIANT Colour / *Colore VARIANTE*

CASTALDI

D58/C0-3LWN-NB-AL → D58/C0-3LWN-NB-GR
STANDARD Colour / *Colore BASE* — VARIANT Colour / *Colore VARIANTE*

NORLIGHT

T15SL101AE → T15SL101CH
STANDARD Colour / *Colore BASE* — VARIANT Colour / *Colore VARIANTE*

To order products in a different colours not showed in each page, please contact our Technical Staff for feasibility and extra-charge.
Per ordinare prodotti con colorazioni diverse da quelli presenti in ogni pagina di prodotto, contattare il nostro Staff Tecnico per fattibilità e sovraprezzo.

MAIN COLOURS CHART
TABELLA COLORI PRINCIPALI

DN
EMBOSSED WHITE RAL 9003/
BIANCO GOFFRATO RAL 9003

AL
ALUMINIUM GREY/
GRIGIO ALLUMINIO

CO
CORTEN

GR
GRAPHITE SATIN FINISH/
GRAFITE SATINATO

BE
EMBOSSED BLACK RAL 9005/
NERO RAL 9005 GOFFRATO

HEAT HIGH ENVIRONMENTAL TEMPERATURE

QUALITY AND RELIABILITY OF THE LED PRODUCTS ALSO GUARANTEED AT HIGH AMBIENT TEMPERATURES.
QUALITA' E AFFIDABILITA' DEI PRODOTTI LED GARANTITA ANCHE ALLE ALTE TEMPERATURE AMBIENTE.

For a selection of LED products, you can request a version resistant to high ambient operating temperatures; affected products are identified by logo "HEAT on request".
Depending on the project specifications, our team develops the best solution to ensure proper functioning and product reliability even under the most extreme conditions.
Price, MOQ, and technical data are defined according to the project.

Per una selezione di prodotti LED è possibile richiedere una versione resistente ad alte temperature ambiente di funzionamento; i prodotti interessati sono riconoscibili grazie al logo "HEAT on request".
A seconda delle specifiche del progetto il nostro team sviluppa la soluzione ideale per garantire il corretto funzionamento e l'affidabilità del prodotto anche nelle condizioni più estreme.
Prezzo, MOQ, e dati tecnici vengono definiti in base al progetto.

HEAT

Product code in the catalogue is already HEAT version.
Il codice prodotto nel catalogo è già in verisone HEAT.

BOXER/T (D30T)
28W

HEAT ON REQUEST

Contact our technical staff to request HEAT version.
Contattare il nostro staff tecnico per richiedere la versione HEAT.

BOX/C1 LED (D58)
BOX/C2 LED (D58)
22W

BOX/P1 LED (D58)
BOX/P2 LED (D58)
22W

EGEO/N2 LED (D02)

FLEX/T0 LED (D55)

NASTER LED (D49)

SLIM LED COB (D59)

SOSIA LED (D06)

TAU/2 LED (D43)
TAU/3 LED (D43)

TELLUX/T2 LED (D44)

TELLUX/T3 LED (D44)

THOR/2 LED (D51)

UPSTER LED (D31)

ZACK LED (D31)

SL.EVO IP54

PROJECT CUSTOM PRODUCTS

PRODUCTS OUT OF CATALOGUE,
BUT AVAILABLE FOR YOUR PROJECTS.

PRODOTTI CUSTOM SU PROGETTI:

PRODOTTI FUORI CATALOGO
MA DISPONIBILI PER I VOSTRI PROGETTI.

CASTALDI

ATON (D63)

BOX bollard (D58)

DUPLO (D21)

FLAT (D57)

GULLIVER (D26)

OLIVER (D62)

NORLIGHT

DNA

ISA 21

LIBRA

NET

QUINDICI

STI BINARIO

For more details, please contact our Technical Sales Staff. *Per maggiori informazioni rivolgersi al nostro Staff Tecnico Commerciale.*

NORLIGHT

Norlight is a trademark of Castaldi Lighting S.p.A.
Norlight è un marchio Castaldi Lighting S.p.A.

INDOOR

alphabetical order
p. ***ordine alfabetico***

28 **APERIO**

38 **BUBBLE**

60 **BUBBLE UP**

72 **CHIARO**

100 **DEA LED**

108 **DELTA**

116 **FILO**
- FILO CEILING
- FILO RECESSED
- FILO FLEX

134 **H25**
- H25-S LED
- H25-S DESK LED
- H25-S

156 **HALF**

166 **KAPPA**

170 **LENS**

174 **MADAME**

182 **MISS**

192 **MONSIEUR**

210 **NOX**

214 **SL-P**

218 **SL.EVO**
- SL.EVO LED
- SL.EVO
- SL.EVO LED RECESSED
- SL.EVO RECESSED

284 **- SL.EVO LED RETAIL**

288 **- SL.EVO LED IP54**

290 **- SL.EVO LED RADIUS**

292 **VICELIGHT**

302 **ZETA**
- ZETA
- ZETA STERILI

328 **TECHNICAL INFORMATION**

338 **SYMBOL**

NORLIGHT

New Product
New Version
Sterili

CEILING RECESSED
INCASSI SOFFITTO

BUBBLE UP p. 60

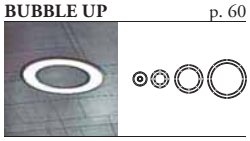

DEA LED p. 100

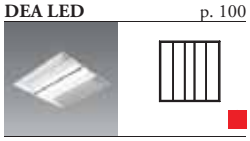

FILO RECESSED p. 116

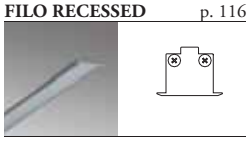

LENS p. 170



SL.EVO p. 218

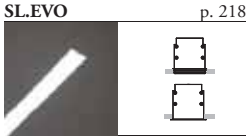

SL.EVO RADIUS p. 290

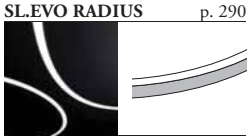

ZETA p. 302



ZETA STERILI p. 302



WALL RECESSED
INCASSI PARETE

APERIO Projecting p. 28

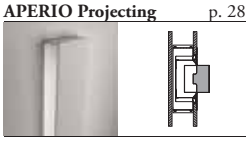

APERIO Rotating p. 28

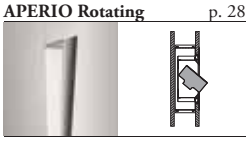

FILO RECESSED p. 116

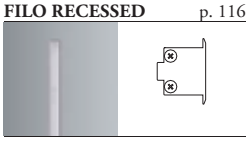

SL.EVO p. 218

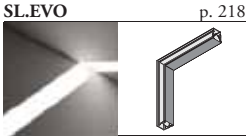

WALL MOUNTED
PARETE

CHIARO Ø30 p. 72

CHIARO Ø60 p. 72

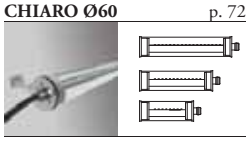

DELTA p. 108

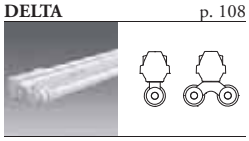

FILO CEILING p. 116



FILO FLEX p. 130



HALF p. 156

MADAME p. 174



MONSIEUR p. 192

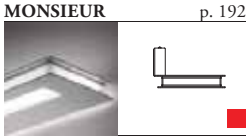

SL-P p. 214

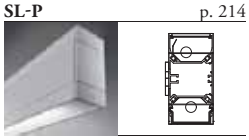

SL.EVO p. 218



CEILING
PLAFONE

BUBBLE p. 38

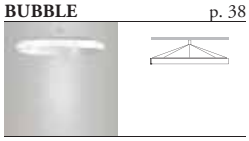

BUBBLE Tourbillon p. 38

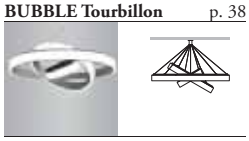

CHIARO Ø30 p. 72



CHIARO Ø60 p. 72

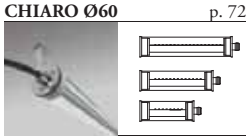

DEA LED p. 100

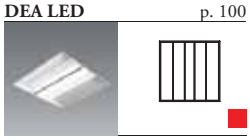

DELTA p. 108

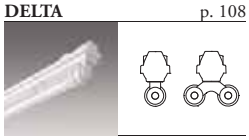

FILO CEILING p. 116

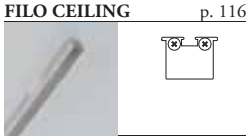

FILO FLEX p. 130



HALF p. 156

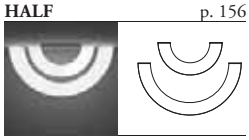

KAPPA p. 166

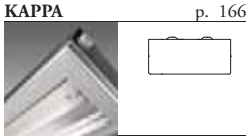

SL.EVO p. 218

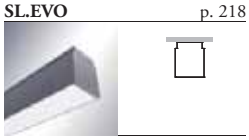

INDEX

SUSPENSION
SOSPENSIONE

BUBBLE p. 38

BUBBLE Tourbillon p. 38

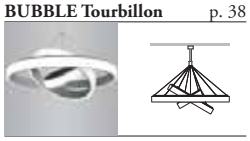

CHIARO Ø30 p. 72

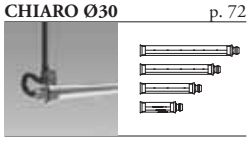

CHIARO Ø60 p. 72

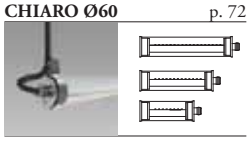

H25 p. 134

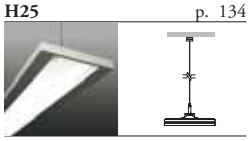

MADAME p. 174



MISS p. 182



MONSIEUR p. 192

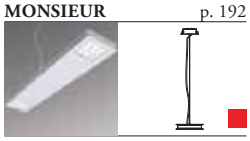

NOX p. 210

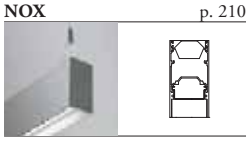

SL.EVO p. 218

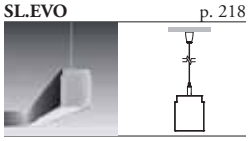

SL.EVO RETAIL p. 284

SL.EVO IP54 p. 288

COVE LIGHTING
APPOGGIO

CHIARO Ø30 p. 72

CHIARO Ø60 p. 72

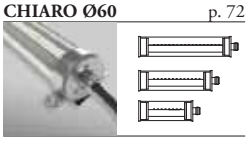

FILO CEILING p. 116



FREESTANDING
PIANTANA

MONSIEUR p. 192

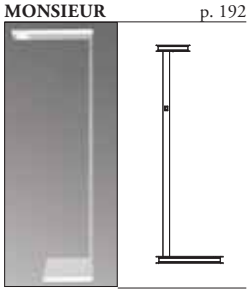

UNDERWATER
SUBACQUEI

CHIARO Ø30 p. 72

EMERGENCY
EMERGEMZA

VICELIGHT p. 292

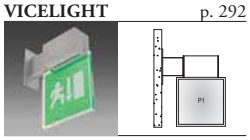

Product / *Prodotti*	APERIO Projecting/Rotating	BUBBLE	BUBBLE UP	CHIARO Ø30	CHIARO Ø60
Typology / *Tipologia*	p. 28	p. 38	p. 60	p. 72	
CEILING RECESSED / *INCASSI SOFFITTO*			•		
WALL RECESSED / *INCASSI PARETE*	•				
WALL MOUNTED / *PARETE*				•	•
CEILING / *PLAFONE*		•		•	•
SUSPENSION / *SOSPENSIONI*		•		•	•
COVE LIGHTING / *APPOGGIO*				•	•
SPOTLIGHT / *PROIETTORI*					
FREESTANDING / *PIANTANA*					
EMERGENCY / *EMERGENZA*					
UNDERWATER / *SUBACQUEI*				•	





Product / *Prodotti*	LENS	MADAME	MISS	MONSIEUR	NOX
Typology / *Tipologia*	p. 170	p. 174	p. 182	p. 192	p. 210
CEILING RECESSED / *INCASSI SOFFITTO*	•				
WALL RECESSED / *INCASSI PARETE*					
WALL MOUNTED / *PARETE*		•		•	
CEILING / *PLAFONE*					
SUSPENSION / *SOSPENSIONI*		•	•	•	•
COVE LIGHTING / *APPOGGIO*					
SPOTLIGHT / *PROIETTORI*					
FREESTANDING / *PIANTANA*				•	
EMERGENCY / *EMERGENZA*					
UNDERWATER / *SUBACQUEI*					

INDEX

Installation guide / *Guida all'installazione*

DEA LED	**DELTA**	**FILO**		**FILO FLEX**	**H25**	**HALF**	**KAPPA**
		Recessed	**Ceiling**				
p. 100	p. 108	p. 116		p. 130	p. 134	p. 156	p. 166
•		•					
		•					
	•		•	•		•	•
•	•		•	•		•	•
					•		
			•	•			

							
SL-P	**SL.EVO**		**SL.EVO RETAIL**	**SL.EVO IP54**	**SL.EVO RADIUS**	**VICELIGHT**	**ZETA**
	Ceiling/Suspension	**Recessed**					
p. 214	p. 218		p. 284	p. 288	p. 290	p. 292	p. 302
		•			•	•	•
		•					
•	•					•	
	•					•	
	•		•	•			
						•	


© Tom Vack

NORLIGHT

READING GUIDE

Guida alla lettura

Electric options

The acronym, which must be put in front of the standard product code to indicate the variant, is attributed to the chosen article.

Opzioni elettriche

La sigla, posta come prefisso davanti al codice di prodotto, indica la variante elettrica attribuita all'articolo scelto.

Example of codification / Esempio di codifica:

M 23XD001AE Item with multipower electronic ballast / *Articolo con reattore elettronico multipotenza*

T 23XD001AE Item with electronic ballast / *Articolo con reattore elettronico*

The meaning of the acronyms is the following:

T	Wiring with electronic ballast
D	Wiring with electronic ballast with dimmer function
DD	Wiring with electronic ballast with Dali dimmer function
1E	Wiring with the emergency group mounted on the equipment, consisting in an inverter and an Ni-Cd battery with an autonomy equal to at least 1 hour as required by the harmonized regulation EN 60598-2-22 Code placed before the prefix of electrical variant.
M	Wiring with multipower electronic ballast.
MD	Wiring with multipower electronic ballast with dimmer function.
MDD	Wiring with multipower electronic ballast with Dali dimmer function.
1EM	Wiring with the emergency group mounted on the equipment, consisting in an inverter and an Ni-Cd battery with an autonomy equal to at least 1 hour as required by the harmonized regulation EN 60598-2-22. Wiring with multipower electronic ballast.

Although not expressly mentioned among the options, groups of emergency are however available with autonomy higher than 1 hour or of different typologies for which you must contact our Technical Staff in order to verify the compatibility with the particular product.

To know the morecharges on each special electrical version, consult our price-list or contact our commercial staff.

I significati delle sigle sono i seguenti:

T	*Cablaggio con reattore elettronico*
D	*Cablaggio con reattore elettronico dimmerabile 1-10V*
DD	*Cablaggio con reattore elettronico dimmerabile Dali*
1E	*Apparecchio equipaggaiato con Gruppo di Emergenza a bordo, formato da Inverter e batteria al Ni-Cd avente un'autonomia pari ad almeno 1h secondo quanto imposto dalla normativa armonizzata EN 60598-2-22 Sigla anteposta al prefisso della variante elettrica.*
M	*Cablaggio con alimentatore elettronico multipotenza.*
MD	*Cablaggio dimmerabile 1-10 V con alimentatore elettronico multipotenza.*
MDD	*Cablaggio dimmerabile Dali con alimentatore elettronico multipotenza.*
1EM	*Apparecchio equipaggiato con Gruppo di Emergenza a bordo, formato da Inverter e batteria al Ni-Cd avente un'autonomia pari ad almeno 1h secondo quanto imposto dalla normativa armonizzata EN 60598-2-22. Cablaggio con alimentatore elettronico multipotenza.*

Anche se non riportato espressamente fra le opzioni, sono comunque disponibili Gruppi di Emergenza con autonomia superiore ad 1h o di differente tipologia per le quali è necessario contattare il nostro Staff Tecnico al fine di verificare la compatibilità con lo specifico prodotto.

Per i supplementi da applicare ai prezzi, per ciascuna variante elettrica, consultare il listino.

Colour

Each item is manufactured in one "standard" colour. Each colour is identified through the code ending letters. Additionally, when specifically indicated, other colour variants can also be requested according with our commercial staff.
To order an item in a colour other than the colour offered, replace the colour ID letters at code end as appropriate. Carefully report the ID letters of the colour desired from the colours available in the catalogue or those, if any, notified by our Technical/Sales Department.

Colore

Ogni articolo viene proposto in un colore di base e una o due varianti colore. Il colore è identificabile tramite la desinenza in lettere del codice stesso. Per ordinare un articolo con colorazione diversa da quella proposta, è necessario sostituire nel codice la desinenza del colore proposto con quello desiderato, riportando esattamente le lettere identificative dei colori disponibili a catalogo o quelli eventualmente comunicati dall'Ufficio Tecnico/ Commerciale. Per richiedere ulteriori varianti colore oltre a quelle già previste a catalogo, contattare il nostro Staff Tecnico.

Example of codification / *Esempio di codifica*:

K/37BA201 AZ Item with standard Embossed white RAL 9010 / *Articolo con colorazione base Bianco RAL 9010 goffrato*

K/37BA201 CH Item with Half-lustre aluminum RAL 9006 / *Articolo con colorazione opzionale Alluminio semilucido RAL 9006*

NORLIGHT

On this page you can find a series of additional accessories (others than the ones listed for the various products), that can be used in particular conditions of installation.
Do not hesitate to contact our Sales/Technical Staff for more details.

In questa pagina sono proposti una serie di accessori aggiuntivi, oltre a quelli presenti nei vari prodotti, che possono essere utilizzati in installazioni particolari.
Per ulteriori chiarimenti contattare il nostro Staff Tecnico/Commerciale.

Cables
Funi

CAV0060

Steel cable for ceiling roses L=5000mm.
Fune acciaio per rosoni L=5000mm.

CAV0046

Ø1.25mm, 19 strand steel cable (100 mskein).
Fune in acciaio Ø1,25mm, 19 capi, matassa da 100m.

CAV0098

Steel cable with loop L=2100mm.
Fune acciaio con anello L=2100mm.

CAV0112

Steel cable with loop L=3500mm.
Fune acciaio con anello L=3500mm.

CAV0113

Steel cable with loop L=5000mm.
Fune acciaio con anello L=5000mm.

CAV0223

Steel cable with loop L=5500mm.
Fune acciaio con anello L=5500mm.

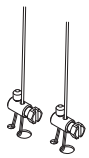

MEC0136

Screw clamps (2 pcs.).
Elementi di bloccaggio a vite (2 pz.).

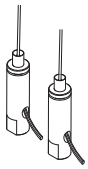

MEC0137

Spring adjust clamps (2 pcs.).
Regolatori millimetrici con sicurezza allo strappo (2 pz.).

MEC1270

Tear-safe dynamic adjuster (1 pcs.).
Regolatore millimetrici con sicurezza allo strappo (1 pz.).

Example of a custom made project / *Esempio di un progetto custom*

copyright © Sergio Tani

ACCESSORIES

Accessori

Electrified ceiling roses
Rosoni elettrificati

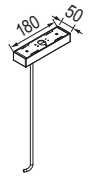

Electrified ceiling rose complete with power cable L=2000mm.
Rosone elettrificato completo di cavo di alimentazione L=2000mm.

MEC2063AE

3x1mm² wiring cable ceiling rose white RAL 9003.
Cavo di alimentazione 3x1mm² rosone bianco RAL 9003.

MEC2063CH

3x1mm² wiring cable ceiling rose semi-bright aluminium RAL 9006.
Cavo di alimentazione 3x1mm² rosone alluminio semilucido RAL 9006.

MEC2064AE

5x1mm² wiring cable ceiling rose white RAL 9003
Cavo di alimentazione 5x1mm² rosone bianco RAL 9003

MEC2064CH

5x1mm² wiring cable ceiling rose semi-bright aluminium RAL 9006.
Cavo di alimentazione 5x1mm² rosone alluminio semilucido RAL 9006.

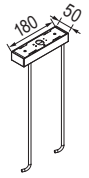

Electrified ceiling rose complete with 4x1mm² and 3x1mm² clear supply 2 cables in L=2000mm.
Rosone elettrificato completo di 2 cavi per alimentazione trasparente 4x1mm² e 3x1mm² L=2000mm.

MEC2065AE

Ceiling rose white RAL 9003.
Rosone bianco RAL 9003.

MEC2065CH

Ceiling rose semi-bright aluminium RAL 9006
Rosone alluminio semilucido RAL 9006.

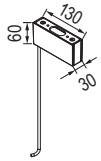

Electrified ceiling rose with a 3x1mm² power cable L=2000mm.
Rosone elettrificato completo di un cavo di alimentazione 3x1mm² L=2000mm.

MEC2141AE

white RAL 9003
bianco RAL 9003

MEC2141CH

semi-bright aluminium RAL 9006
alluminio semilucido RAL 9006

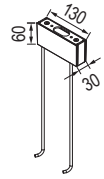

Electrified ceiling rose with two 3x1mm² power cables L=2000mm.
Rosone elettrificato completo di due cavi di alimentazione 3x1mm² L=2000mm.

MEC2142AE

white RAL 9003
bianco RAL 9003

MEC2142CH

semi-bright aluminium RAL 9006
alluminio semilucido RAL 9006

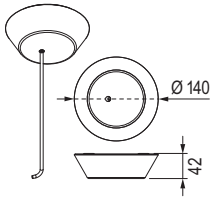

Trasparent ceiling rose complete with wiring cable.
Rosone trasparente completo di cavo di alimentazione.

MEC2119

3x1mm² wiring cable L=2000mm.
Cavo 3x1mm² L=2000mm.

MEC2120

3x1mm² wiring cable L=5500mm.
Cavo 3x1mm² L=5500mm.

MEC2121

5x1mm² wiring cable L=2000mm.
Cavo 5x1mm² L=2000mm.

MEC2122

5x1mm² wiring cable L=5500mm.
Cavo 5x1mm² L=5500mm.

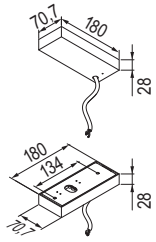

MEC2231AE

Electrified ceiling rose + 5x1mm.² clear power supply wire in L=2000mm white RAL 9003.
Rosone elettrificato completo di un cavo di alimentazione trasparente 5x1mm² L=2000mm bianco RAL 9003.

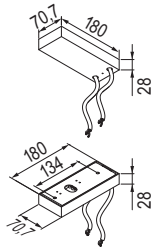

MEC2232AE

Electrified ceiling rose + two 5x1mm² clear power supply wire in L=2000mm white RAL 9003.
Rosone elettrificato completo di 2 cavi di alimentazione trasparente 5x1mm² L=2000mm bianco RAL 9003.

Power cables
Cavi di alimentazione

MEC1837

3x1mm² clear power cable in L=2000mm.
Cavo di alimentazione trasparente 3x1mm² L=2000mm.

MEC1838

3x1mm² clear power cable in L=5500mm.
Cavo di alimentazione trasparente 3x1mm² L=5500mm.

MEC1829

5x1mm² clear power cable in L=2000mm.
Cavo di alimentazione trasparente 5x1mm² L=2000mm.

MEC1830

5x1mm² clear power cable in L=5500mm.
Cavo di alimentazione trasparente 5x1mm² L=5500mm.

Brackets
Staffe

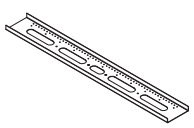

MEC1415

Reinforcement bracket for modular false ceilings (non load bearing).
Staffa di rinforzo per sospensione su controsoffitti modulari non portanti.

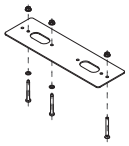

MEC1416

Sliding shuttle for accurate positioning of plastic ceiling brackets with single, double or triple wiring within the panel perimeter + hardware.
Navetta scorrevole + viteria, per taratura del posizionamento dei rosoni plastici a 1 o 2 o 3 elettrificazioni entro il perimetro del pannello.

© Tom Vack

CHIARO

Products

NORLIGHT

City Life - Libeskind residences - Private apartment - Milan - Italy - Project: A++ Photo: Stefano Anzini

APERIO



Performance and exclusivity.
Performance ed esclusività.

APERIO

EXTENSION
ESTENSIONE

Both models can be installed in 100mm thick plasterboard partitions, sitting flush with the wall when switched off. On the switch-on command, motorised movement causes the fixture to gradually protrude from the wall, leaving Aperio free to light the space.
A further command stops the movement at any intermediate position.
Entrambi i modelli sono installabili in partizioni di cartongesso di spessore 100mm, risultando da spenti integrati a filo parete. Al comando di accensione il movimento motorizzato li fa sporgere progressivamente lasciando le superfici luminose di Aperio libere di illuminare lo spazio. Un ulteriore comando ferma il movimento in qualsiasi posizione intermedia.

DYNAMIC LIGHT
LUCE DINAMICA

Aperio's light intensity increases gradually as the fixture opens and decreases in the same way until the light goes out as the fixture closes completely and Aperio goes back into the wall.
The light can also be dimmed independently of the fixture's movement.
L'intensità luminosa di Aperio aumenta gradualmente durante il movimento di apertura e diminuisce allo stesso modo fino allo spegnimento che avviene a chiusura completata, quando Aperio rientra nella parete.
La luce può essere dimmerata anche in modo indipendente dal movimento.

CUSTOMISABLE
PERSONALIZZABILE

Luminous intensity, speed of movement and time interval between movements.
Aperio can be customised in many ways according to requirements and is equipped with a flash memory-based settings storage function in the event of a blackout.
Intensità luminosa, velocità dei movimenti e intervallo tra gli stessi.
Aperio è ampiamente personalizzabile in base alle esigenze ed e dotato di un sistema di conservazione delle impostazioni su memoria flash in caso di blackout.

REMOTE CONTROL
CONTROLLO REMOTO

DALI

The DALI wiring allows for interfacing with the most modern domotics systems as well as the most advanced building automation systems.
Il cablaggio DALI rende Aperio interfacciabile ai più moderni sistemi di domotica fino ai più evoluti impianti di Building Automation.

MANAGEMENT OF SEVERAL APERIO FIXTURES IN SERIES
GESTIONE IN SERIE DI PIÙ APERIO

Several Aperio fixtures can be controlled in a cascade configuration using an electrical connection that allows the movements and switching on times to be either synchronised or staggered.
This can be achieved by setting the values on a single device, making it simple to create scenic coordinated opening sequences or suggestive and dynamic "wave" effect.
È possibile comandare a cascata più Aperio tramite una predisposizione elettrica che permette la sincronizzazione dei movimenti o lo sfalsamento dei tempi di accensione. Tutto questo impostando i valori su un solo apparecchio, rendendo semplice realizzare aperture scenografiche coordinate o suggestivi effetti dinamici "ad onda".

SELF-ADJUSTMENT
AUTO-REGOLAZIONE

During the installation stage or as required, a simple command automatically corrects the planarity between the light fixture and the wall, detecting the 0° position and associating it with the "off" state.
In fase d'installazione o in caso di necessità, un semplice comando permette in ogni momento la correzione automatica di planarità tra modulo illuminante e parete, rilevando la posizione 0° e impostandola come stato "off".

SAFETY
SICUREZZA

An anti-crush device comprised of a sensor able to detect increased current in the motor blocks and inverts Aperio's movement, allowing hands or any other objects obstructing the fixture's operation to be removed without causing damage.
After a few seconds Aperio will reconfigure itself to the status it was in prior to the interruption.
Un dispositivo antischiacciamento costituito da un sensore capace di rilevare l'incremento di corrente nel motore blocca e inverte il movimento di Aperio, permettendo di liberare la mano o l'eventuale oggetto che ne ostacola il funzionamento senza danneggiarlo.
Nel giro di pochi istanti, Aperio si riconfigura nello stato precedente all'interruzione.

APERIO PROJECTING / *SPORGENTE*

APERIO spreads its light out
as it comes out of the wall.
APERIO sporge e
progressivamente si illumina.

The projecting version features a swivelling motion system hinged on the lower base.
The upper part of the light fixture protrudes by a maximum of 43mm.
La versione sporgente prevede un movimento basculante con fulcro sulla base inferiore.
La parte superiore del modulo illuminante fuoriesce al massimo per 43mm.



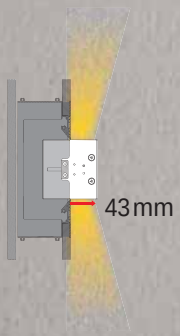

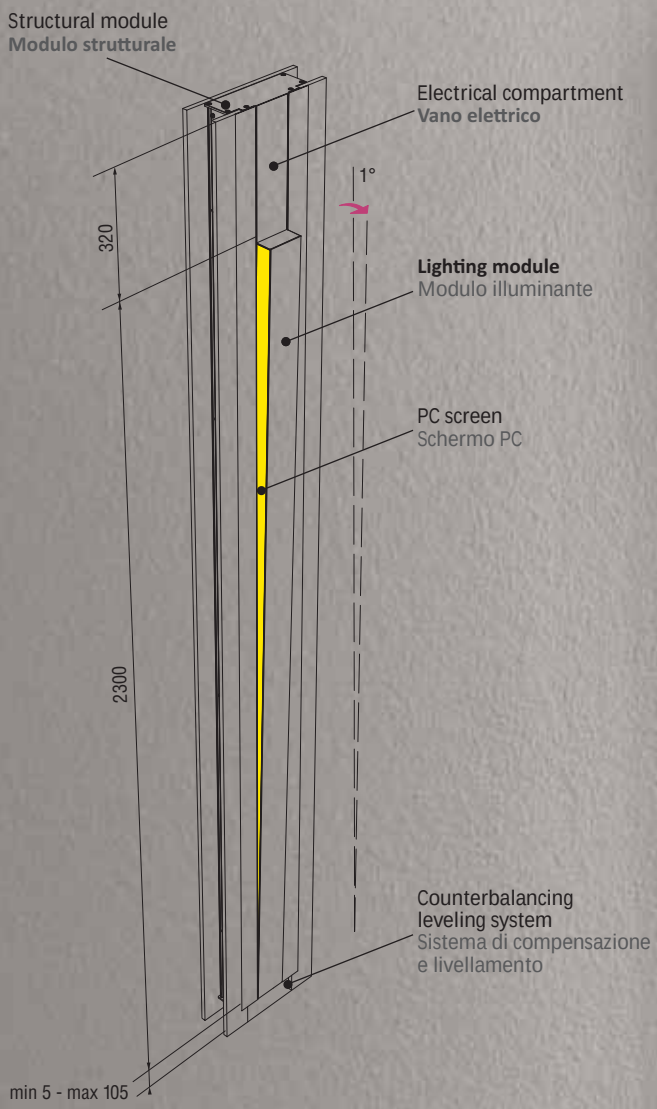

ROTATING / *ROTANTE* APERIO

APERIO spreads
its light out as it rotates.
APERIO ruota e
progressivamente si illumina.

The rotating version features a rotational movement around its vertical axis, with a mechanical limit switch at +50° and -50° of rotation.
La versione Rotante prevede un movimento rotatorio intorno all'asse baricentrico verticale, con fine corsa meccanico a +50° e -50° di rotazione.



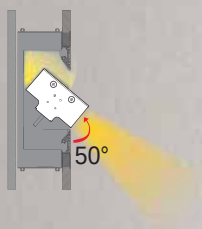

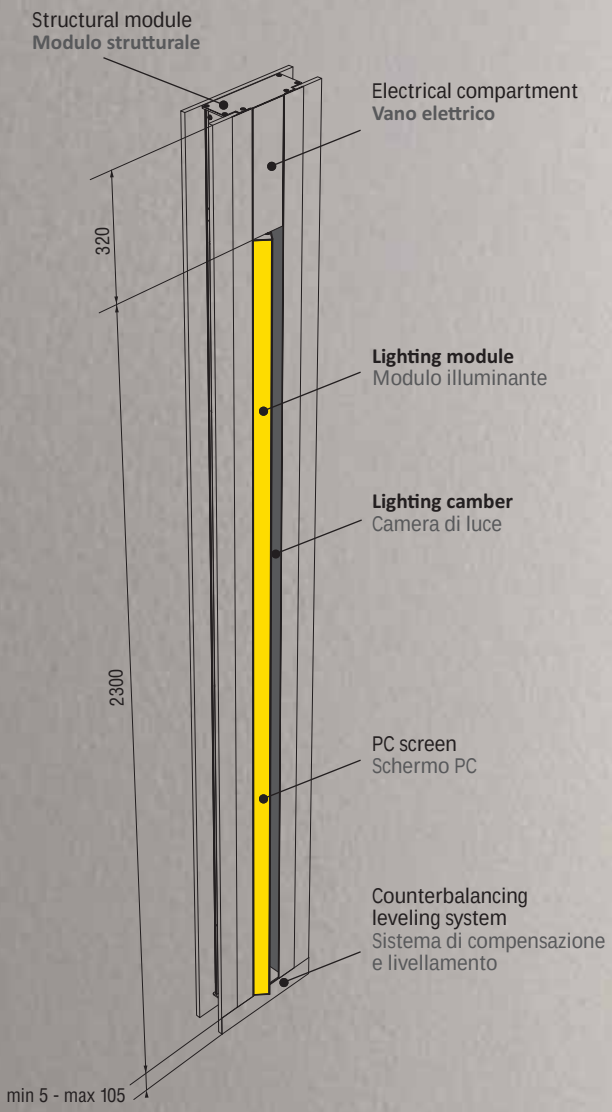

APERIO

DESIGN BY A++

Tipology / *Tipologia*

WALL RECESSED
INCASSI PARETE

Aperio represents the most modern contribution to interior lighting. Thanks to its high technological content, its large size (over 2.6 m high), its ability to convey both light and movement at the same time, it stands out as the newest way of representing light indoors. The result of a collaboration between Castaldi Lighting and Studio A++, this innovative project is a source of emotion and excitement. When switched on, Aperio progressively spreads out its light as it comes out of the wall, leaving a trail of light behind. When switched off, it folds away and disappears into the wall.
Aperio rappresenta il più moderno contributo all'illuminazione d'interni. Il suo alto contenuto tecnologico, l'importanza delle sue dimensioni (oltre 2,6 m di altezza), la sua caratteristica di essere al tempo stesso luce e movimento, lo rendono il modo più nuovo di rappresentare il segno della luce nell'ambiente. Nato dalla collaborazione di Castaldi Lighting con lo Studio A++, è un progetto innovativo e al tempo stesso capace di fornire emozioni e suggestioni. Quando viene acceso, Aperio dispiega progressivamente la sua luce uscendo dalla parete, sulla quale lascia la sua traccia luminosa; spegnendosi, si ripiega e scompare nella parete stessa.

ENVIRONMENTS
CONTESTI

Wellness, hallway, conference hall, art and culture, leisure areas, retail areas
Wellness, spazi d'accesso, sale conferenze, arte e cultura, intrattenimento, vendita e commercio

Colours / *Colori*

STANDARD / *BASE*

Anodized aluminium / *Alluminio anodizzato*

Characteristics
Caratteristiche

OPTICAL SYSTEM
SISTEMA OTTICO

Co-extruded polycarbonate diffuser satin finished, with special internal reflecting surface.
Schermo in policarbonato satinato con speciale superficie di riflessione interna coestrusa.

SOURCES / *SORGENTI*

LED CRI>80 MacAdam 2

LIFETIME

50.000h L80B10 (Ta=25°C)

WIRING
CABLAGGIO ELETTRICO

Electrical harness wired for 220-240V-AC 50-60Hz power supply. 2,5 mm² control and LTN terminal block.
DALI dimmable electronic ballast. Control via NO pushbuttons or DALI bus.
Movement type depending on the model. Single switch.
Possibility of cascading connection for the control of multiple devices. Class I luminaire.
Cablaggio elettronico alimentato a 220-240V-AC 50-60Hz. Morsettiera LTN e comandi da 2,5 mm².
Alimentatore elettronico dimmerabile DALI. Comando tramite pulsanti NA o bus DALI. Accensione unica.
Tipo di muovimento a seconda del modello.
Possibilità di collegamento in cascata per il controllo di più apparecchi sincronizzati. Classe di isolamento I.

STANDARDS / *NORME*
DIRECTIVES / *DIRETTIVE*

To see page/*Vedere pagina* 339

APERIO
DESIGN BY A++

WALL RECESSED
INCASSI A PARETE

Projecting
Sporgente

Rotating
Rotante

City Life - Libeskind residences - Private apartment - Milan - Italy - Project: A++ Photo: Stefano Anzini

| *VT | vertical tilt/*inclinazione verticale*

STANDARD *BASE* | X | anodized aluminium *alluminio anodizzato*

APERIO PROJECTING

WALL RECESSED
INCASSI PARETE

Note: To be combined with Lighting Module cod. 102S002X (3000K) or cod. 102S052X (4000K)
Nota: Da abbinare al Modulo Illuminante cod. 102S002X (3000K) oppure cod. 102S052X (4000K)

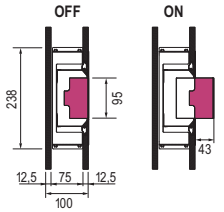

APERIO PROJECTING - Motorized Structural Module
APERIO SPORGENTE - Modulo Strutturale Motorizzato

CE IP20

Code *Codice*	L	A	H	Kg
DD1020002X	2625	238	85	14,0

WALL RECESSED
INCASSI PARETE

Co-extruded polycarbonate diffuser satin finished, with special internal reflecting surface.
Schermo in policarbonato satinato con speciale superficie di riflessione interna coestrusa.

Note: To be combined with Motorized Structural Module cod. DD1020002X
Nota: Da abbinare al Modulo Strutturale cod. DD1020002X

APERIO PROJECTING - Lighting Module
APERIO SPORGENTE - Modulo illuminante

CE IP20

Code *Codice*	System Power *Potenza Sistema*	Source *Sorgente*	K	VT	L	A	H	Kg
102S002X	56W	16 LED engine	3000K	±1°	2300	95	45	5,0
102S052X	56W	16 LED engine	4000K	±1°	2300	95	45	5,0

Accessories included
Accessori inclusi

- Opal PC diffuser
- Sources
- *Schermo PC opale*
- *Sorgenti*

APERIO ROTATING

WALL RECESSED
INCASSI PARETE

Note: To be combined with Lighting Module cod. 102S001X (3000K) or cod. 102S051X (4000K)
Nota: Da abbinare al Modulo Illuminante cod. 102S001X (3000K) oppure cod. 102S051X (4000K)

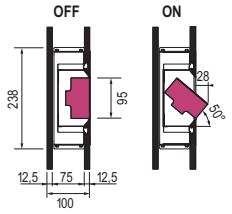

APERIO ROTATING - Motorized Structural Module
APERIO ROTANTE - Modulo Strutturale Motorizzato

CE IP20

Code *Codice*	L	A	H	Kg
DD1020001X	2625	238	85	14,0

WALL RECESSED
INCASSI PARETE

Co-extruded polycarbonate diffuser satin finished, with special internal reflecting surface.
Schermo in policarbonato satinato con speciale superficie di riflessione interna coestrusa.

Note: To be combined with Motorized Structural Module cod. DD1020001X
Nota: Da abbinare al Modulo Strutturale cod. DD1020001X



APERIO ROTATING - Lighting Module
APERIO ROTANTE - Modulo Illuminante

CE IP20

Code *Codice*	System Power *Potenza Sistema*	Source *Sorgente*	K	HR	L	A	H	Kg
102S001X	56W	16 LED engine	3000K	±50°	2300	95	45	5,0
102S051X	56W	16 LED engine	4000K	±50°	2300	95	45	5,0

Accessories included
Accessori inclusi

- Opal PC diffuser
- Sources
- *Schermo PC opale*
- *Sorgenti*

Scuola Mattarella - Modena - Italy - Progetto: Arteas progetti - Dr. Arch. Roberto Denti

BUBBLE



Les Docks Marseille - France - Project: 5+1AA - Photo: ©Luc Boegly

BUBBLE

DESIGN BY 5+1AA - ALFONSO FEMIA GIANLUCA PELUFFO

Tipology / *Tipologia*

SUSPENSION CEILING *SOSPENSIONE* *PLAFONE*	With BUBBLE lighting effect and design speak the same language. Its shape is independent of the direction of the light beam and it fits harmoniously into any environment, giving lots of space to the architectural layout. It comes in four different diameters (600, 1000, 1800 and 3000mm), allowing you to play with the space and create unique settings. BUBBLE can become a distinctive feature in spaces such as lobbies, foyers, corridors, stairways, meeting rooms and entertainment areas. *In BUBBLE l'effetto luminoso e il design parlano lo stesso linguaggio. La sua forma è indipendente da ogni orientamento e si adatta con armonia a qualsiasi tipo di ambiente, lasciando ampio spazio alla disposizione architettonica. I suoi quattro diametri (600, 1000, 1800 e 3000mm) permettono di giocare con le dimensioni degli spazi creando coreografie uniche. BUBBLE diventa pertanto un segno distintivo in ambienti come lobby, foyer, corridoi, corpi scale e sale di comunicazione ed intrattenimento.*
ENVIRONMENTS *CONTESTI*	Hallway, conference hall, art and culture, leisure areas, retail areas, places of worship *Spazi d'accesso, sale conferenze, arte e cultura, intrattenimento, vendita e commercio, luoghi di culto*

Colours / *Colori*

STANDARD / *BASE*	White RAL 9003 / *Bianco RAL 9003*
VARIANT / *VARIANTE*	Semi-bright aluminium RAL 9006 / *Alluminio semilucido RAL 9006*

Characteristics *Caratteristiche*

CONSTRUCTION *COSTRUZIONE*	Round metal frame, seats for the electrical components and anchor points for the suspension device and diffusers. *Struttura metallica circolare, contenente le parti elettriche e sede dei punti di ancoraggio per i sistemi di sospensione e degli schermi diffusori.*
OPTICAL SYSTEM *SISTEMA OTTICO*	Smooth opal polycarbonate diffuser, injection moulded, shock-resistant, anti-ageing. *Schermo diffusore in policarbonato opale liscio, stampato ad iniezione, antiurto, anti invecchiamento.*
SOURCES / *SORGENTI*	LED CRI>80 MacAdam 3
LIFETIME (LED VERSIONS)	50.000h L80B10 (Ta=25°C)
WIRING *CABLAGGIO ELETTRICO*	ArcoLED Stable/Dynamic White: Electrical harness wired for 220-240V-AC 50-60Hz power supply. 2.5mm² LTN terminal block. Electronic or DALI dimmable electronic ballast. *Cablaggio elettrico alimentato a 220-240V-AC 50-60Hz. Morsettiera LTN 2,5mm².* *Alimentatore elettronico o dimmerabile DALI.* RGB DMX: Electrical harness wired for 24V-DC. DMX interface. Terminal block, DMX+, DMX-, till 2.5mm². Remote power supply of 220-240V-AC 50-60Hz (to be ordered separately). *Cablaggio elettrico alimentato a 24V-DC. Interfaccia DMX. Morsettiera, DMX+, DMX-, fino a 2,5mm².* *Gruppo di alimentazione remoto a 220-240V-AC 50-60Hz (da ordinare separatamente).*
STANDARDS / *NORME* DIRECTIVES / *DIRETTIVE*	To see page/*Vedere pagina* 339

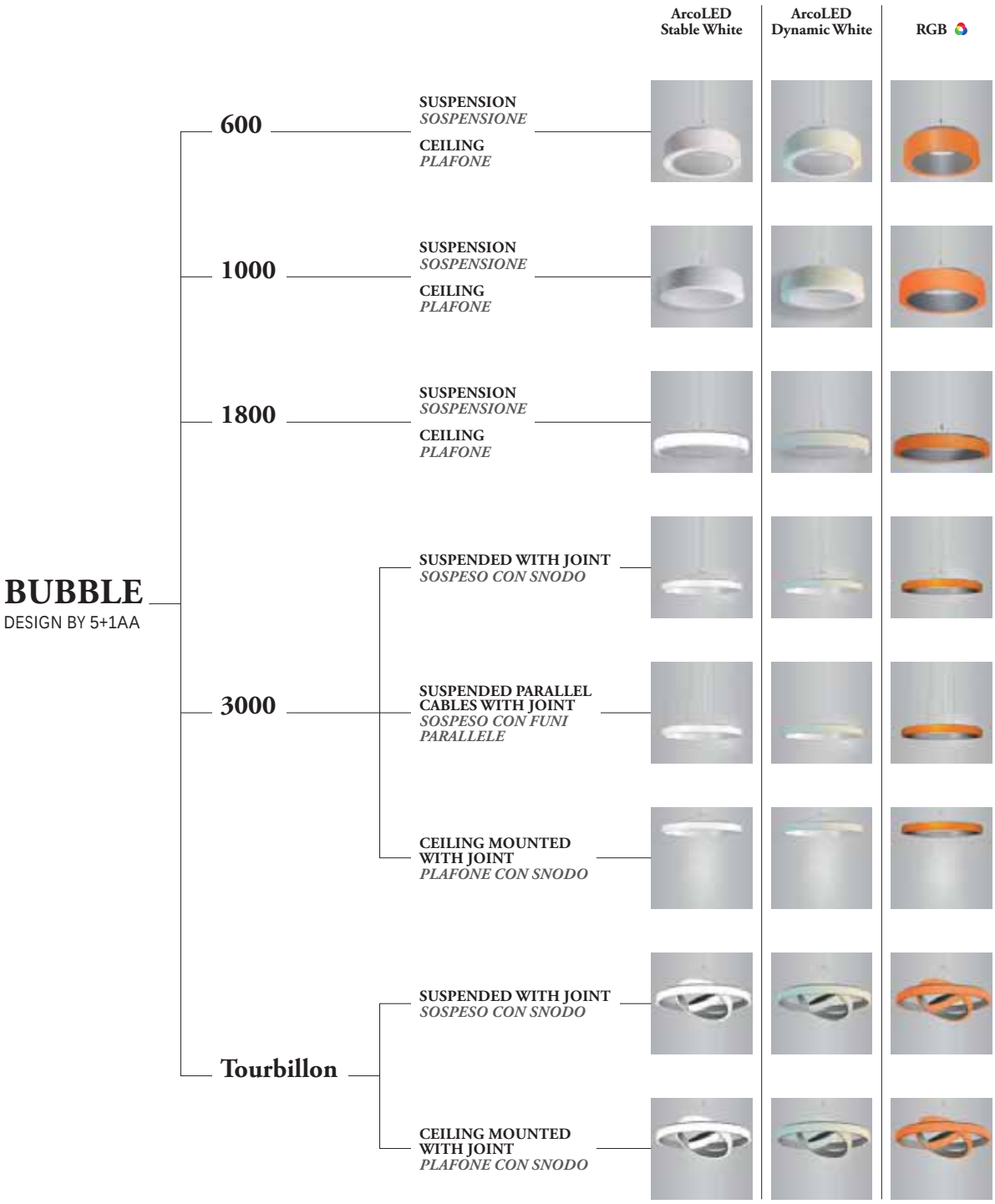

Other versions / *Altre versioni*

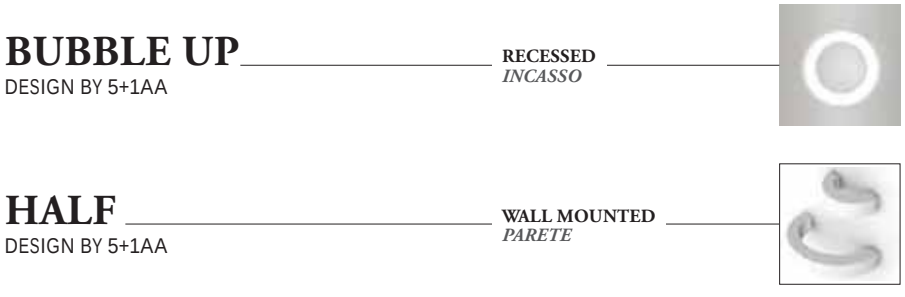

STANDARD *BASE*	○ AE	white RAL 9003 *bianco RAL 9003*
VARIANT *VARIANTE*	● CH	semi-bright aluminium RAL 9006 *alluminio semilucido RAL 9006*

Bubble 600

SUSPENSION, CEILING
SOSPENSIONE, PLAFONE

Smooth opal polycarbonate diffuser, injection moulded, shock-resistant, anti-ageing.
Schermo diffusore in policarbonato opacizzato liscio, stampato ad iniezione, antiurto, anti invecchiamento.

Power supply: 220-240V - 50-60Hz
Glow-wire resistance: 850°C

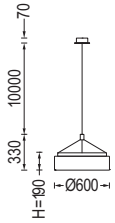

Bubble 600 ArcoLED Stable White 3000K

CE IP20

Code *Codice*	System Power *Potenza Sistema*	Source *Sorgente*	Output flux *Flusso uscente*	D DD 1E	Ø	H	Kg
T15SL101AE	55W	6 LED engine	2510 lm		600	190	8,1
DD15SL101AE	55W	6 LED engine	2510 lm		600	190	8,1

Photometric data reference:
Fotometria di riferimento:
T15SL101AE

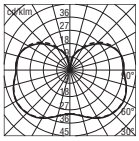

Bubble 600 ArcoLED Stable White 4000K

CE IP20

Code *Codice*	System Power *Potenza Sistema*	Source *Sorgente*	Output flux *Flusso uscente*	D DD 1E	Ø	H	Kg
T15SL151AE	55W	6 LED engine	2700 lm		600	190	8,1
DD15SL151AE	55W	6 LED engine	2700 lm		600	190	8,1

Photometric data reference:
Fotometria di riferimento:
T15SL151AE

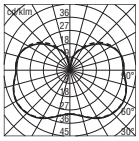

Accessories included
Accessori inclusi

- LED sources
- Power cable L=10000mm
- Suspension kit with steel cables L=10000mm
- Cylindrical ceiling rose for installation into load bearing ceilings (max 35 kg)
- Ceiling rose in Ø220mm (monolithic ceilings and modular false ceilings)

- *Sorgenti LED*
- *Cavo di alimentazione L=10000mm*
- *Kit di sospensione L=10000mm*
- *Rosone cilindrico per installazione su soffitti portanti (max 35 kg)*
- *Ghiera di rifinitura Ø220mm (controsoffitti monolitici e modulari)*

Optional accessories
Accessori opzionali

- To see page 58
- *Vedere pagina 58*

STANDARD *BASE*	AE	white RAL 9003 *bianco RAL 9003*
VARIANT *VARIANTE*	CH	semi-bright aluminium RAL 9006 *alluminio semilucido RAL 9006*

Bubble 600

SUSPENSION, CEILING
SOSPENSIONE, PLAFONE

Smooth opal polycarbonate diffuser, injection moulded, shock-resistant, anti-ageing.
Schermo diffusore in policarbonato opacizzato liscio, stampato ad iniezione, antiurto, anti invecchiamento.

Power supply: 220-240V - 50-60Hz
Glow-wire resistance: 850°C

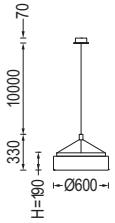

Bubble 600 ArcoLED Dynamic White

CE IP20

Code *Codice*	System Power *Potenza Sistema*	Source *Sorgente*	Output flux *Flusso uscente*	D DD 1E	Ø	H	Kg
DD15SW101AE	55W	6 LED engine	2700 lm		600	190	8,1

Photometric data reference:
Fotometria di riferimento:
DD15SW101AE

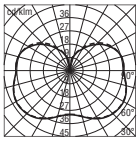

Accessories included
Accessori inclusi

- LED sources 2700K - 6500K
- Power cable L=10000mm
- Ceiling rose in Ø220mm (monolithic ceilings and modular false ceilings)
- Suspension kit with steel cables L=10000mm
- Cylindrical ceiling rose for installation into load bearing ceilings (max 35 kg)

- *Sorgenti LED 2700K - 6500K*
- *Cavo di alimentazione L=10000mm*
- *Ghiera di rifinitura Ø220mm (controsoffitti monolitici e modulari)*
- *Kit di sospensione L=10000mm*
- *Rosone cilindrico per installazione su soffitti portanti (max 35 kg)*

Optional accessories
Accessori opzionali

- To see page 58
- *Vedere pagina 58*

SUSPENSION, CEILING
SOSPENSIONE, PLAFONE

Smooth opal polycarbonate diffuser, injection moulded, shock-resistant, anti-ageing.
Schermo diffusore in policarbonato opacizzato liscio, stampato ad iniezione, antiurto, anti invecchiamento.

Power supply: 24V-DC
Glow-wire resistance: 850°C

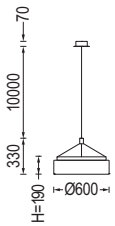

Bubble 600 RGB DMX

CE IP20

Code *Codice*	System Power *Potenza Sistema*	Source *Sorgente*	Output flux *Flusso uscente*	D DD 1E	Ø	H	Kg
DD15SC101AE	59W	LED RGB	1728 lm		600	190	8,1

Accessories included
Accessori inclusi

- LED sources RGB
- Power cable L=10000mm
- Suspension kit with steel cables L=10000mm
- Cylindrical ceiling rose for installation into load bearing ceilings (max 35 kg)
- Ceiling rose in Ø220mm (monolithic ceilings and modular false ceilings)

- *Sorgenti LED RGB*
- *Cavo di alimentazione L=10000mm*
- *Kit di sospensione L=10000mm*
- *Rosone cilindrico per installazione su soffitti portanti (max 35 kg)*
- *Ghiera di rifinitura Ø220mm (controsoffitti monolitici e modulari)*

Optional accessories
Accessori opzionali

- To see page 58
- *Vedere pagina 58*

STANDARD *BASE*	AE	white RAL 9003 *bianco RAL 9003*
VARIANT *VARIANTE*	CH	semi-bright aluminium RAL 9006 *alluminio semilucido RAL 9006*

Bubble 1000

SUSPENSION, CEILING
SOSPENSIONE, PLAFONE

Smooth opal polycarbonate diffuser, injection moulded, shock-resistant, anti-ageing.
Schermo diffusore in policarbonato opacizzato liscio, stampato ad iniezione, antiurto, anti invecchiamento.

Power supply: 220-240V - 50-60Hz
Glow-wire resistance: 850°C

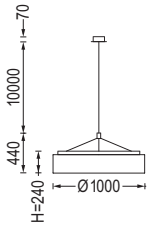

Bubble 1000 ArcoLED Stable White 3000K

CE IP20

Code *Codice*	System Power *Potenza Sistema*	Source *Sorgente*	Output flux *Flusso uscente*	D DD 1E	Ø	H	Kg
T15SL102AE	164W	9 LED engine	7480 lm		1000	240	16,1
DD15SL102AE	164W	9 LED engine	7480 lm		1000	240	16,1

Photometric data reference:
Fotometria di riferimento:
T15SL102AE

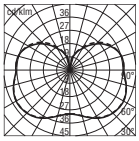

Bubble 1000 ArcoLED Stable White 4000K

CE IP20

Code *Codice*	System Power *Potenza Sistema*	Source *Sorgente*	Output flux *Flusso uscente*	D DD 1E	Ø	H	Kg
T15SL152AE	164W	9 LED engine	8040 lm		1000	240	16,1
DD15SL152AE	164W	9 LED engine	8040 lm		1000	240	16,1

Photometric data reference:
Fotometria di riferimento:
T15SL152AE

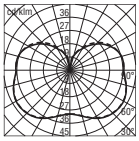

Accessories included
Accessori inclusi

- LED sources
- Power cable L=10000mm
- Suspension kit with steel cables L=10000mm
- Cylindrical ceiling rose for installation into load bearing ceilings (max 35 kg)
- Ceiling rose in Ø220mm (monolithic ceilings and modular false ceilings)

- *Sorgenti LED*
- *Cavo di alimentazione L=10000mm*
- *Kit di sospensione L=10000mm*
- *Rosone cilindrico per installazione su soffitti portanti (max 35 kg)*
- *Ghiera di rifinitura Ø220mm (controsoffitti monolitici e modulari)*

Optional accessories
Accessori opzionali

- To see page 58
- *Vedere pagina 58*

STANDARD *BASE*	AE	white RAL 9003 *bianco RAL 9003*
VARIANT *VARIANTE*	CH	semi-bright aluminium RAL 9006 *alluminio semilucido RAL 9006*

Bubble 1000

SUSPENSION, CEILING
SOSPENSIONE, PLAFONE

Smooth opal polycarbonate diffuser, injection moulded, shock-resistant, anti-ageing.
Schermo diffusore in policarbonato opacizzato liscio, stampato ad iniezione, antiurto, anti invecchiamento.

Power supply: 220-240V - 50-60Hz
Glow-wire resistance: 850°C

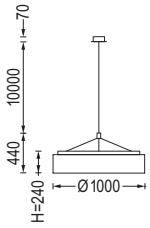

Bubble 1000 ArcoLED Dynamic White

CE IP20

Code *Codice*	System Power *Potenza Sistema*	Source *Sorgente*	Output flux *Flusso uscente*	D DD 1E	Ø	H	Kg
DD15SW102AE	164W	9 LED engine	8040 lm		1000	240	16,1

Photometric data reference:
Fotometria di riferimento:
DD15SW102AE

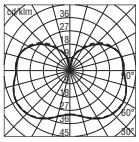

Accessories included
Accessori inclusi

- LED sources 2700K - 6500K
- Power cable L=10000mm
- Suspension kit with steel cables L=10000mm
- Cylindrical ceiling rose for installation into load bearing ceilings (max 35 kg)
- Ceiling rose in Ø220mm (monolithic ceilings and modular false ceilings)

- *Sorgenti LED 2700K - 6500K*
- *Cavo di alimentazione L=10000mm*
- *Kit di sospensione L=10000mm*
- *Rosone cilindrico per installazione su soffitti portanti (max 35 kg)*
- *Ghiera di rifinitura Ø220mm (controsoffitti monolitici e modulari)*

Optional accessories
Accessori opzionali

- To see page 58
- *Vedere pagina 58*

SUSPENSION, CEILING
SOSPENSIONE, PLAFONE

Smooth opal polycarbonate diffuser, injection moulded, shock-resistant, anti-ageing.
Schermo diffusore in policarbonato opacizzato liscio, stampato ad iniezione, antiurto, anti invecchiamento.

Power supply: 24V-DC
Glow-wire resistance: 850°C

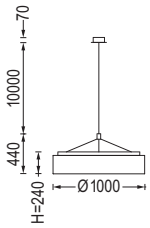

Bubble 1000 RGB DMX

CE IP20

Code *Codice*	System Power *Potenza Sistema*	Source *Sorgente*	Output flux *Flusso uscente*	D DD 1E	Ø	H	Kg
DD15SC102AE	115W	LED RGB	3456 lm		1000	240	16,1

Photometric data reference:
Fotometria di riferimento:
DD15SC102AE

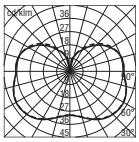

Accessories included
Accessori inclusi

- LED sources RGB
- Power cable L=10000mm
- Suspension kit with steel cables L=10000mm
- Cylindrical ceiling rose for installation into load bearing ceilings (max 35 kg)
- Ceiling rose in Ø220mm (monolithic ceilings and modular false ceilings)

- *Sorgenti LED RGB*
- *Cavo di alimentazione L=10000mm*
- *Kit di sospensione L=10000mm*
- *Rosone cilindrico per installazione su soffitti portanti (max 35 kg)*
- *Ghiera di rifinitura Ø220mm (controsoffitti monolitici e modulari)*

Optional accessories
Accessori opzionali

- To see page 58
- *Vedere pagina 58*

STANDARD *BASE*	○ AE	white RAL 9003 *bianco RAL 9003*
VARIANT *VARIANTE*	● CH	semi-bright aluminium RAL 9006 *alluminio semilucido RAL 9006*

Bubble 1800

SUSPENSION, CEILING
SOSPENSIONE, PLAFONE

Smooth opal polycarbonate diffuser, injection moulded, shock-resistant, anti-ageing.
Schermo diffusore in policarbonato opacizzato liscio, stampato ad iniezione, antiurto, anti invecchiamento.

Power supply: 220-240V - 50-60Hz
Glow-wire resistance: 850°C

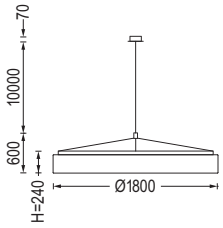

Bubble 1800 ArcoLED Stable White 3000K

CE IP20

Code *Codice*	System Power *Potenza Sistema*	Source *Sorgente*	Output flux *Flusso uscente*	D DD 1E	Ø	H	Kg
T15SL103AE	291W	16 LED engine	15350 lm		1800	240	33,0
DD15SL103AE	291W	16 LED engine	15350 lm		1800	240	33,0

Photometric data reference:
Fotometria di riferimento:
T15SL103AE

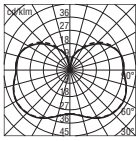

Bubble 1800 ArcoLED Stable White 4000K

CE IP20

Code *Codice*	System Power *Potenza Sistema*	Source *Sorgente*	Output flux *Flusso uscente*	D DD 1E	Ø	H	Kg
T15SL153AE	291W	16 LED engine	16500 lm		1800	240	33,0
DD15SL153AE	291W	16 LED engine	16500 lm		1800	240	33,0

Photometric data reference:
Fotometria di riferimento:
T15SL153AE

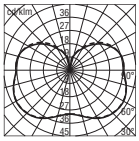

Accessories included
Accessori inclusi

- LED sources
- Power cable L=10000mm
- Suspension kit with steel cables L=10000mm
- Cylindrical ceiling rose for installation into load bearing ceilings (max 35 kg)
- Ceiling rose in Ø220mm (monolithic ceilings and modular false ceilings)

- *Sorgenti LED*
- *Cavo di alimentazione L=10000mm*
- *Kit di sospensione L=10000mm*
- *Rosone cilindrico per installazione su soffitti portanti (max 35 kg)*
- *Ghiera di rifinitura Ø220mm (controsoffitti monolitici e modulari)*

Optional accessories
Accessori opzionali

- To see page 58
- *Vedere pagina 58*

Bubble 1800

SUSPENSION, CEILING
SOSPENSIONE, PLAFONE

Smooth opal polycarbonate diffuser, injection moulded, shock-resistant, anti-ageing.
Schermo diffusore in policarbonato opacizzato liscio, stampato ad iniezione, antiurto, anti invecchiamento.

Power supply: 220-240V - 50-60Hz
Glow-wire resistance: 850°C

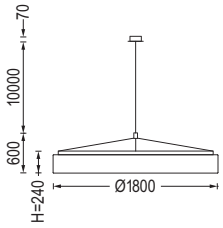

Bubble 1800 ArcoLED Dynamic White

CE IP20

Code *Codice*	System Power *Potenza Sistema*	Source *Sorgente*	Output flux *Flusso uscente*	D DD 1E	Ø	H	Kg
DD15SW103AE	291W	16 LED engine	16500 lm		1800	240	33,0

Photometric data reference:
Fotometria di riferimento:
DD15SW103AE

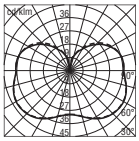

Accessories included
Accessori inclusi

- LED sources 2700K - 6500K
- Power cable L=10000mm
- Suspension kit with steel cables L=10000mm
- Cylindrical ceiling rose for installation into load bearing ceilings (max 35 kg)
- Ceiling rose in Ø220mm (monolithic ceilings and modular false ceilings)

- *Sorgenti LED 2700K - 6500K*
- *Cavo di alimentazione L=10000mm*
- *Kit di sospensione L=10000mm*
- *Rosone cilindrico per installazione su soffitti portanti (max 35 kg)*
- *Ghiera di rifinitura Ø220mm (controsoffitti monolitici e modulari)*

Optional accessories
Accessori opzionali

- To see page 58
- *Vedere pagina 58*

SUSPENSION, CEILING
SOSPENSIONE, PLAFONE

Smooth opal polycarbonate diffuser, injection moulded, shock-resistant, anti-ageing.
Schermo diffusore in policarbonato opacizzato liscio, stampato ad iniezione, antiurto, anti invecchiamento.

Power supply: 24V-DC
Glow-wire resistance: 850°C

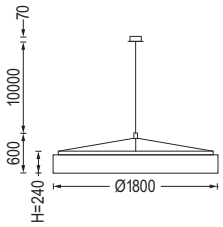

Bubble 1800 RGB DMX

CE IP20

Code *Codice*	System Power *Potenza Sistema*	Source *Sorgente*	Output flux *Flusso uscente*	D DD 1E	Ø	H	Kg
DD15SC103AE	225W	LED RGB	6912 lm		1800	240	33,0

Photometric data reference:
Fotometria di riferimento:
DD15SC103AE

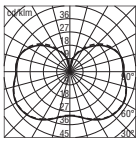

Accessories included
Accessori inclusi

- LED sources RGB
- Power cable L=10000mm
- Ceiling rose in Ø220mm (monolithic ceilings and modular false ceilings)
- Suspension kit with steel cables L=10000mm
- Cylindrical ceiling rose for installation into load bearing ceilings (max 35 kg)

- *Sorgenti LED RGB*
- *Cavo di alimentazione L=10000mm*
- *Kit di sospensione L=10000mm*
- *Rosone cilindrico per installazione su soffitti portanti (max 35 kg)*
- *Ghiera di rifinitura Ø220mm (controsoffitti monolitici e modulari)*

Optional accessories
Accessori opzionali

- To see page 58
- *Vedere pagina 58*

STANDARD / BASE — AE — white RAL 9003 / bianco RAL 9003
VARIANT / VARIANTE — CH — semi-bright aluminium RAL 9006 / alluminio semilucido RAL 9006

Bubble 3000 - suspended

SUSPENSION
SOSPENSIONE

Smooth opal polycarbonate diffuser, injection moulded, shock-resistant, anti-ageing.
Schermo diffusore in policarbonato opacizzato liscio, stampato ad iniezione, antiurto, anti invecchiamento.

Power supply: 220-240V - 50-60Hz
Glow-wire resistance: 850°C

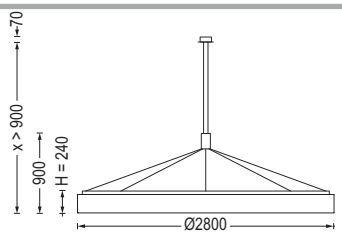

Bubble 3000 ArcoLED Stable White 3000K suspended with joint
Bubble 3000 ArcoLED Stable White 3000K sospeso con snodo

CE IP20

Code *Codice*	System Power *Potenza Sistema*	Source *Sorgente*	Output flux *Flusso uscente*	D DD 1E	Ø	H	Kg
T15SL601AE	600W	24 LED engine	31530 lm		2800	240	61,0
DD15SL601AE	600W	24 LED engine	31530 lm		2800	240	61,0

Bubble 3000 ArcoLED Stable White 4000K suspended with joint
Bubble 3000 ArcoLED Stable White 4000K sospeso con snodo

CE IP20

Code *Codice*	System Power *Potenza Sistema*	Source *Sorgente*	Output flux *Flusso uscente*	D DD 1E	Ø	H	Kg
T15SL651AE	600W	24 LED engine	33900 lm		2800	240	61,0
DD15SL651AE	600W	24 LED engine	33900 lm		2800	240	61,0

Accessories included
Accessori inclusi

- LED sources
- Power cable with transparent sheath L=10000mm
- Suspension kit complete with 8 cables connected to the central joint, 4 steel cables L=5500mm
- Cylindrical ceiling rose with terminal block (bearing ceilings)
- Ceiling rose in Ø220mm (monolithic ceilings and modular false ceilings)

- *Sorgenti LED*
- *Cavo di alimentazione con guaina trasparente L=10000mm*
- *Kit di sospensione composto da 8 funi tensionate fisse, snodo di raccordo e 4 funi d'acciaio L=5500mm*
- *Rosone di fissaggio a soffitto con morsettiera (soffitti portanti)*
- *Ghiera di rifinitura Ø220mm (controsoffitti monolitici e modulari)*

Optional accessories
Accessori opzionali

- To see page 58
- *Vedere pagina 58*

SUSPENSION
SOSPENSIONE

Smooth opal polycarbonate diffuser, injection moulded, shock-resistant, anti-ageing.
Schermo diffusore in policarbonato opacizzato liscio, stampato ad iniezione, antiurto, anti invecchiamento.

Power supply: 220-240V - 50-60Hz
Glow-wire resistance: 850°C

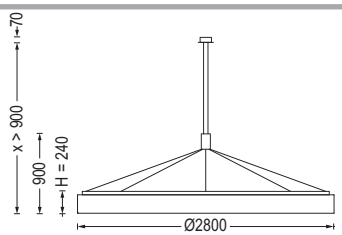

Bubble 3000 ArcoLED Dynamic White suspended with joint
Bubble 3000 ArcoLED Dynamic White sospeso con snodo

CE IP20

Code *Codice*	System Power *Potenza Sistema*	Source *Sorgente*	Output flux *Flusso uscente*	D DD 1E	Ø	H	Kg
DD15SW601AE	600W	24 LED engine	33900 lm		2800	240	61,0

Accessories included
Accessori inclusi

- LED sources 2700K - 6500K
- Power cable with transparent sheath L=10000mm
- Suspension kit complete with 8 cables connected to the central joint, 4 steel cables L=5500mm
- Cylindrical ceiling rose with terminal block (bearing ceilings)
- Ceiling rose in Ø220mm (monolithic ceilings and modular false ceilings)

- *Sorgenti LED 2700K - 6500K*
- *Cavo di alimentazione con guaina trasparente L=10000mm*
- *Kit di sospensione composto da 8 funi tensionate fisse, snodo di raccordo e 4 funi d'acciaio L=5500mm*
- *Rosone di fissaggio a soffitto con morsettiera (soffitti portanti)*
- *Ghiera di rifinitura Ø220mm (controsoffitti monolitici e modulari)*

Optional accessories
Accessori opzionali

- To see page 58
- *Vedere pagina 58*

STANDARD *BASE*	AE	white RAL 9003 *bianco RAL 9003*
VARIANT *VARIANTE*	CH	semi-bright aluminium RAL 9006 *alluminio semilucido RAL 9006*

Bubble 3000 - suspended

SUSPENSION
SOSPENSIONE

Smooth opal polycarbonate diffuser, injection moulded, shock-resistant, anti-ageing.
Schermo diffusore in policarbonato opacizzato liscio, stampato ad iniezione, antiurto, anti invecchiamento.

Power supply: 24V-DC
Glow-wire resistance: 850°C

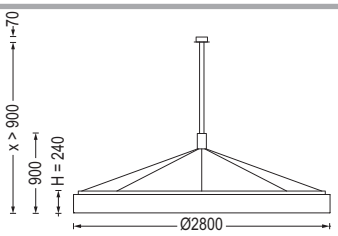

Bubble 3000 RGB DMX suspended with joint
Bubble 3000 RGB DMX sospeso con snodo

IP20

Code *Codice*	System Power *Potenza Sistema*	Source *Sorgente*	Output flux *Flusso uscente*	D DD 1E	Ø	H	Kg
DD15SC601AE	338W	LED RGB	10400 lm		2800	240	61,0

Accessories included
Accessori inclusi

- LED sources RGB
- Power cable with transparent sheath L=10000mm
- Suspension kit complete with 8 cables connected to the central joint, 4 steel cables L=10000mm
- Cylindrical ceiling rose with terminal block (bearing ceilings)
- Ceiling rose in Ø220mm (monolithic ceilings and modular false ceilings)

- *Sorgenti LED RGB*
- *Cavo di alimentazione con guaina trasparente L=10000mm*
- *Kit di sospensione composto da 8 funi tensionate fisse, snodo di raccordo e 4 funi d'acciaio L=10000mm*
- *Rosone di fissaggio a soffitto con morsettiera (soffitti portanti)*
- *Ghiera di rifinitura Ø220mm (controsoffitti monolitici e modulari)*

Optional accessories
Accessori opzionali

- To see page 58
- *Vedere pagina 58*

De Tomi - Headquarters - Italia - Project: Officenter - Photo: Stefano Anzini

STANDARD / BASE / VARIANT / VARIANTE | AE | white RAL 9003 / bianco RAL 9003
CH | semi-bright aluminium RAL 9006 / alluminio semilucido RAL 9006

Bubble 3000 - suspended parallel cables

SUSPENSION
SOSPENSIONE

Smooth opal polycarbonate diffuser, injection moulded, shock-resistant, anti-ageing.
Schermo diffusore in policarbonato opacizzato liscio, stampato ad iniezione, antiurto, anti invecchiamento.

Power supply: 220-240V - 50-60Hz
Glow-wire resistance: 850°C

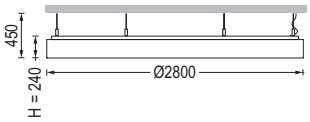

Bubble 3000 ArcoLED Stable White 3000K suspended parallel cables without joint
Bubble 3000 ArcoLED Stable White 3000K sospeso funi parallele senza snodo

CE IP20

Code *Codice*	System Power *Potenza Sistema*	Source *Sorgente*	Output flux *Flusso uscente*	D DD 1E	Ø	H	Kg
T15SL604AE	600W	24 LED engine	31530 lm		2800	240	57,0
DD15SL604AE	600W	24 LED engine	31530 lm		2800	240	57,0

Bubble 3000 ArcoLED Stable White 4000K suspended parallel cables without joint
Bubble 3000 ArcoLED Stable White 4000K sospeso funi parallele senza snodo

CE IP20

Code *Codice*	System Power *Potenza Sistema*	Source *Sorgente*	Output flux *Flusso uscente*	D DD 1E	Ø	H	Kg
T15SL654AE	600W	24 LED engine	33900 lm		2800	240	57,0
DD15SL654AE	600W	24 LED engine	33900 lm		2800	240	57,0

Accessories included
Accessori inclusi

- LED sources
- Power cable L=2000mm
- Suspension kit complete with 8 steel cables L=2000mm and small ceiling roses
- Transparent ceiling rose with terminal device
- Ceiling rose in Ø220mm (monolithic ceilings and modular false ceilings)

- *Sorgenti LED*
- *Cavo di alimentazione L=2000mm*
- *Kit di sospensione composto da 8 funi regolabili L=2000mm e rosoncini conici di fissaggio a soffitto*
- *Rosone trasparente*
- *Ghiera di rifinitura Ø220mm (controsoffitti monolitici e modulari)*

Optional accessories
Accessori opzionali

- To see page 58
- *Vedere pagina 58*

SUSPENSION
SOSPENSIONE

Smooth opal polycarbonate diffuser, injection moulded, shock-resistant, anti-ageing.
Schermo diffusore in policarbonato opacizzato liscio, stampato ad iniezione, antiurto, anti invecchiamento.

Power supply: 220-240V - 50-60Hz
Glow-wire resistance: 850°C

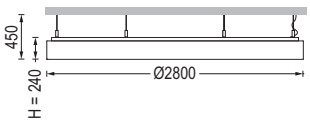

Bubble 3000 ArcoLED Dynamic White suspended parallel cables without joint
Bubble 3000 ArcoLED Dynamic White sospeso funi parallele senza snodo

CE IP20

Code *Codice*	System Power *Potenza Sistema*	Source *Sorgente*	Output flux *Flusso uscente*	D DD 1E	Ø	H	Kg
DD15SW604AE	600W	24 LED engine	33900 lm		2800	240	57,0

Accessories included
Accessori inclusi

- LED sources 2700K - 6500K
- Power cable L=2000mm
- Suspension kit complete with 8 steel cables L=2000mm and small ceiling roses
- Transparent ceiling rose with terminal device
- Ceiling rose in Ø220mm (monolithic ceilings and modular false ceilings)

- *Sorgenti LED 2700K - 6500K*
- *Cavo di alimentazione L=2000mm*
- *Kit di sospensione composto da 8 funi regolabili L=2000mm e rosoncini conici di fissaggio a soffitto*
- *Rosone trasparente*
- *Ghiera di rifinitura Ø220mm (controsoffitti monolitici e modulari)*

Optional accessories
Accessori opzionali

- To see page 58
- *Vedere pagina 58*

STANDARD *BASE*	AE	white RAL 9003 *bianco RAL 9003*
VARIANT *VARIANTE*	CH	semi-bright aluminium RAL 9006 *alluminio semilucido RAL 9006*

Bubble 3000 - suspended parallel cables

SUSPENSION
SOSPENSIONE

Smooth opal polycarbonate diffuser, injection moulded, shock-resistant, anti-ageing.
Schermo diffusore in policarbonato opacizzato liscio, stampato ad iniezione, antiurto, anti invecchiamento.

Power supply: 24V-DC
Glow-wire resistance: 850°C

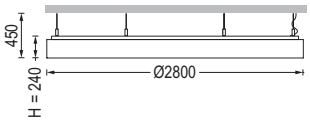

Bubble 3000 RGB DMX suspended parallel cables without joint
Bubble 3000 RGB DMX sospeso funi parallele senza snodo

IP20

Code *Codice*	System Power *Potenza Sistema*	Source *Sorgente*	Output flux *Flusso uscente*	D DD 1E	Ø	H	Kg
DD15SC604AE	338W	LED RGB	10400 lm		2800	240	57,0

Accessories included
Accessori inclusi

- LED sources RGB
- Power cable L=2000mm
- Suspension kit complete with 8 steel cables L=2000mm and small ceiling roses
- Transparent ceiling rose with terminal device
- Ceiling rose in Ø220mm (monolithic ceilings and modular false ceilings)

- *Sorgenti LED RGB*
- *Cavo di alimentazione L=2000mm*
- *Kit di sospensione composto da 8 funi regolabili L=2000mm e rosoncini conici di fissaggio a soffitto*
- *Rosone trasparente*
- *Ghiera di rifinitura Ø220mm (controsoffitti monolitici e modulari)*

Optional accessories
Accessori opzionali

- To see page 58
- *Vedere pagina 58*

Iván Mañero Clinic - Spain - Project: Arch. Diego Nakamatsu - Photo: ©Luis Hevia

STANDARD / BASE — AE — white RAL 9003 / bianco RAL 9003
VARIANT / VARIANTE — CH — semi-bright aluminium RAL 9006 / alluminio semilucido RAL 9006

Bubble 3000 - ceiling mounted

CEILING
PLAFONE

Smooth opal polycarbonate diffuser, injection moulded, shock-resistant, anti-ageing.
Schermo diffusore in policarbonato opacizzato liscio, stampato ad iniezione, antiurto, anti invecchiamento.

Power supply: 220-240V - 50-60Hz
Glow-wire resistance: 850°C

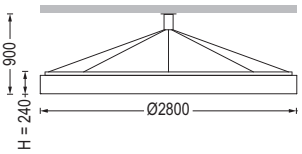

Bubble 3000 ArcoLED Stable White 3000K ceiling mounted with joint
Bubble 3000 ArcoLED Stable White 3000K a plafone con snodo

CE IP20

Code *Codice*	System Power *Potenza Sistema*	Source *Sorgente*	Output flux *Flusso uscente*	D DD 1E	Ø	H	Kg
T15SL607AE	600W	24 LED engine	31530 lm		2800	240	60,0
DD15SL607AE	600W	24 LED engine	31530 lm		2800	240	60,0

Bubble 3000 ArcoLED Stable White 4000K ceiling mounted with joint
Bubble 3000 ArcoLED Stable White 4000K a plafone con snodo

CE IP20

Code *Codice*	System Power *Potenza Sistema*	Source *Sorgente*	Output flux *Flusso uscente*	D DD 1E	Ø	H	Kg
T15SL657AE	600W	24 LED engine	33900 lm		2800	240	60,0
DD15SL657AE	600W	24 LED engine	33900 lm		2800	240	60,0

Accessories included
Accessori inclusi

- LED sources
- Power cable L=2000mm
- Suspension kit complete with 8 cables connected to the central joint, terminal block and plate for direct ceiling fixation

- *Sorgenti LED*
- *Cavo di alimentazione L=2000mm*
- *Kit di sospensione composto da 8 funi tensionate fisse, snodo di raccordo con morsettiera di alimentazione interna e piastra di fissaggio diretto dallo snodo al soffitto*

Optional accessories
Accessori opzionali

- To see page 58
- *Vedere pagina 58*

CEILING
PLAFONE

Smooth opal polycarbonate diffuser, injection moulded, shock-resistant, anti-ageing.
Schermo diffusore in policarbonato opacizzato liscio, stampato ad iniezione, antiurto, anti invecchiamento.

Power supply: 220-240V - 50-60Hz
Glow-wire resistance: 850°C

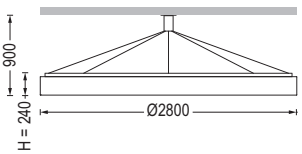

Bubble 3000 ArcoLED Dynamic White ceiling mounted with joint
Bubble 3000 ArcoLED Dynamic White a plafone con snodo

CE IP20

Code *Codice*	System Power *Potenza Sistema*	Source *Sorgente*	Output flux *Flusso uscente*	D DD 1E	Ø	H	Kg
DD15SW607AE	600W	24 LED engine	33900 lm		2800	240	60,0

Accessories included
Accessori inclusi

- LED sources 2700K - 6500K
- Power cable L=2000mm
- Suspension kit complete with 8 cables connected to the central joint, terminal block and plate for direct ceiling fixation

- *Sorgenti LED 2700K - 6500K*
- *Cavo di alimentazione L=2000mm*
- *Kit di sospensione composto da 8 funi tensionate fisse, snodo di raccordo con morsettiera di alimentazione interna e piastra di fissaggio diretto dallo snodo al soffitto*

Optional accessories
Accessori opzionali

- To see page 58
- *Vedere pagina 58*

STANDARD *BASE*	AE	white RAL 9003 *bianco RAL 9003*
VARIANT *VARIANTE*	CH	semi-bright aluminium RAL 9006 *alluminio semilucido RAL 9006*

Bubble 3000 - ceiling mounted

CEILING
PLAFONE

Smooth opal polycarbonate diffuser, injection moulded, shock-resistant, anti-ageing.
Schermo diffusore in policarbonato opacizzato liscio, stampato ad iniezione, antiurto, anti invecchiamento.

Power supply: 24V-DC
Glow-wire resistance: 850°C

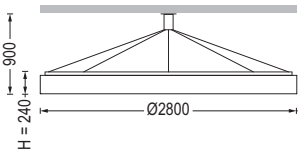

Bubble 3000 RGB DMX ceiling mounted with joint
Bubble 3000 RGB DMX a plafone con snodo

IP20

Code *Codice*	System Power *Potenza Sistema*	Source *Sorgente*	Output flux *Flusso uscente*	D DD 1E	Ø	H	Kg
DD15SC607AE	338W	LED RGB	10400 lm		2800	240	60,0

Accessories included
Accessori inclusi

- LED sources RGB
- Power cable L=2000mm
- Suspension kit complete with 8 cables connected to the central joint, terminal block and plate for direct ceiling fixation

- *Sorgenti LED RGB*
- *Cavo di alimentazione L=2000mm*
- *Kit di sospensione composto da 8 funi tensionate fisse, snodo di raccordo con morsettiera di alimentazione interna e piastra di fissaggio diretto dallo snodo al soffitto*

Optional accessories
Accessori opzionali

- To see page 58
- *Vedere pagina 58*

Offices for G2 - Madrid - Spain - Photo: ©Luis Hevia

STANDARD / *BASE* | AE | white RAL 9003 / *bianco RAL 9003*
VARIANT / *VARIANTE* | CH | semi-bright aluminium RAL 9006 / *alluminio semilucido RAL 9006*

Bubble Tourbillon - suspended

SUSPENSION
SOSPENSIONE

Smooth opal polycarbonate diffuser, injection moulded, shock-resistant, anti-ageing.
Schermo diffusore in policarbonato opacizzato liscio, stampato ad iniezione, antiurto, anti invecchiamento.

Power supply: 220-240V - 50-60Hz
Glow-wire resistance: 850°C

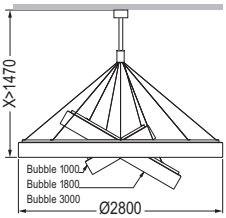

Bubble 1000 = 164W
Bubble 1800 = 291W
Bubble 3000 = 600W

Bubble Tourbillon ArcoLED Stable White 3000K suspended with joint
Bubble Tourbillon ArcoLED Stable White 3000K sospeso con snodo

CE IP20

Code *Codice*	System Power *Potenza Sistema*	Source *Sorgente*	Output flux *Flusso uscente*	D DD 1E	Ø	Kg
T15SL500AE	1055W	49 LED engine	54350 lm		2800	130
DD15SL500AE	1055W	49 LED engine	54350 lm		2800	130

Bubble Tourbillon ArcoLED Stable White 4000K suspended with joint
Bubble Tourbillon ArcoLED Stable White 4000K sospeso con snodo

CE IP20

Code *Codice*	System Power *Potenza Sistema*	Source *Sorgente*	Output flux *Flusso uscente*	D DD 1E	Ø	Kg
T15SL550AE	1055W	49 LED engine	58440 lm		2800	130
DD15SL550AE	1055W	49 LED engine	58440 lm		2800	130

Accessories included
Accessori inclusi

- LED sources
- Suspension kit complete with suspended cables connected to the joint. slanting positions fixed. 4 Suspension cables L=10000mm.
- Cylindrical ceiling rose with terminal block and 3 power supply cables and transparent sheath L=10000mm (triple switch).

- *Sorgenti LED*
- *Kit di sospensione composto da funi tensionate fisse raccordate nello snodo. posizioni inclinate fisse. 4 funi L=10000mm regolabili.*
- *Rosone di fissaggio a soffitto con morsettiera e 3 cavi di alimentazione con guaina trasparente L=10000mm (tripla accensione).*

SUSPENSION
SOSPENSIONE

Smooth opal polycarbonate diffuser, injection moulded, shock-resistant, anti-ageing.
Schermo diffusore in policarbonato opacizzato liscio, stampato ad iniezione, antiurto, anti invecchiamento.

Power supply: 220-240V - 50-60Hz
Glow-wire resistance: 850°C

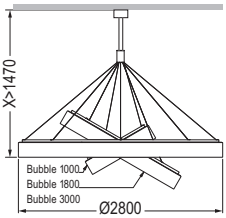

Bubble 1000 = 164W
Bubble 1800 = 291W
Bubble 3000 = 600W

Bubble Tourbillon ArcoLED Dynamic White suspended with joint
Bubble Tourbillon ArcoLED Dynamic White sospeso con snodo

CE IP20

Code *Codice*	System Power *Potenza Sistema*	Source *Sorgente*	Output flux *Flusso uscente*	D DD 1E	Ø	Kg
DD15SW500AE	1055W	49 LED engine	58440 lm		2800	130

Accessories included
Accessori inclusi

- LED sources 2700K - 6500K
- Suspension kit complete with suspended cables connected to the joint. slanting positions fixed. 4 Suspension cables L=10000mm.
- Cylindrical ceiling rose with terminal block and 3 power supply cables and transparent sheath L=10000mm (triple switch).

- *Sorgenti LED 2700K - 6500K*
- *Kit di sospensione composto da funi tensionate fisse raccordate nello snodo. posizioni inclinate fisse. 4 funi L=10000mm regolabili.*
- *Rosone di fissaggio a soffitto con morsettiera e 3 cavi di alimentazione con guaina trasparente L=10000mm (tripla accensione).*

SUSPENSION
SOSPENSIONE

Smooth opal polycarbonate diffuser, injection moulded, shock-resistant, anti-ageing.
Schermo diffusore in policarbonato opacizzato liscio, stampato ad iniezione, antiurto, anti invecchiamento.

Power supply: 24V-DC
Glow-wire resistance: 850°C

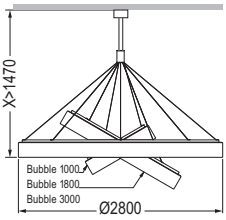

Bubble 1000 = 115W
Bubble 1800 = 225W
Bubble 3000 = 338W

Bubble Tourbillon RGB DMX suspended with joint
Bubble Tourbillon RGB DMX sospeso con snodo

CE IP20

Code *Codice*	System Power *Potenza Sistema*	Source *Sorgente*	Output flux *Flusso uscente*	D DD 1E	Ø	Kg
DD15SC500AE	678W	LED RGB	20768 lm		2800	130

Accessories included
Accessori inclusi

- LED sources RGB
- Suspension kit complete with suspended cables connected to the joint. slanting positions fixed. 4 Suspension cables L=10000mm.
- Cylindrical ceiling rose with terminal block and 3 power supply cables and transparent sheath L=10000mm (triple switch).

- *Sorgenti LED RGB*
- *Kit di sospensione composto da funi tensionate fisse raccordate nello snodo. posizioni inclinate fisse. 4 funi L=10000mm regolabili.*
- *Rosone di fissaggio a soffitto con morsettiera e 3 cavi di alimentazione con guaina trasparente L=10000mm (tripla accensione).*

Optional accessories
Accessori opzionali

- To see page 58
- *Vedere pagina 58*



Les Docks Marseille - France - Project: 5+1AA - Photo: ©Luc Boegly

STANDARD / BASE — AE — white RAL 9003 / bianco RAL 9003
VARIANT / VARIANTE — CH — semi-bright aluminium RAL 9006 / alluminio semilucido RAL 9006

Bubble Tourbillon - ceiling mounted

CEILING
PLAFONE

Smooth opal polycarbonate diffuser, injection moulded, shock-resistant, anti-ageing.
Schermo diffusore in policarbonato opacizzato liscio, stampato ad iniezione, antiurto, anti invecchiamento.

Power supply: 220-240V - 50-60Hz
Glow-wire resistance: 850°C

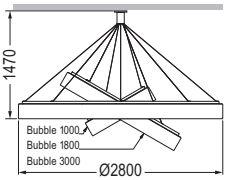

Bubble 1000 = 164W
Bubble 1800 = 291W
Bubble 3000 = 600W

Bubble Tourbillon ArcoLED Stable White 3000K ceiling mounted with joint
Bubble Tourbillon ArcoLED Stable White 3000K a plafone con snodo

CE IP20

Code *Codice*	System Power *Potenza Sistema*	Source *Sorgente*	Output flux *Flusso uscente*	D DD 1E	Ø	Kg
T15SL501AE	1055W	49 LED engine	54350 lm		2800	130
DD15SL501AE	1055W	49 LED engine	54350 lm		2800	130

Bubble Tourbillon ArcoLED Stable White 4000K ceiling mounted with joint
Bubble Tourbillon ArcoLED Stable White 4000K a plafone con snodo

CE IP20

Code *Codice*	System Power *Potenza Sistema*	Source *Sorgente*	Output flux *Flusso uscente*	D DD 1E	Ø	Kg
T15SL551AE	1055W	49 LED engine	58440 lm		2800	130
DD15SL551AE	1055W	49 LED engine	58440 lm		2800	130

Accessories included
Accessori inclusi

- LED sources 4000K
- Power cable with transparent sheath L=2000mm
- Suspension kit complete with 8 cables connected to the central joint, terminal block and plate for direct ceiling fixation. slanting positions fixed.

- *Sorgenti LED 4000K*
- *Cavo di alimentazione con guaina trasparente L=2000mm*
- *Kit di sospensione composto da funi tensionate fisse, snodo di raccordo con morsettiera di alimentazione interna e piastra di fissaggio diretto dallo snodo al soffitto. posizioni inclinate fisse.*

CEILING
PLAFONE

Smooth opal polycarbonate diffuser, injection moulded, shock-resistant, anti-ageing.
Schermo diffusore in policarbonato opacizzato liscio, stampato ad iniezione, antiurto, anti invecchiamento.

Power supply: 220-240V - 50-60Hz
Glow-wire resistance: 850°C

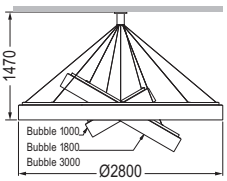

Bubble 1000 = 164W
Bubble 1800 = 291W
Bubble 3000 = 600W

Bubble Tourbillon ArcoLED Dynamic White ceiling mounted with joint
Bubble Tourbillon ArcoLED Dynamic White a plafone con snodo

CE IP20

Code *Codice*	System Power *Potenza Sistema*	Source *Sorgente*	Output flux *Flusso uscente*	D DD 1E	Ø	Kg
DD15SW501AE	1055W	49 LED engine	58440 lm		2800	130

Accessories included
Accessori inclusi

- LED sources 2700K - 6500K
- Power cable with transparent sheath L=2000mm
- Suspension kit complete with 8 cables connected to the central joint, terminal block and plate for direct ceiling fixation. slanting positions fixed.

- *Sorgenti LED 2700K - 6500K*
- *Cavo di alimentazione con guaina trasparente L=2000mm*
- *Kit di sospensione composto da funi tensionate fisse, snodo di raccordo con morsettiera di alimentazione interna e piastra di fissaggio diretto dallo snodo al soffitto. posizioni inclinate fisse.*

CEILING
PLAFONE

Smooth opal polycarbonate diffuser, injection moulded, shock-resistant, anti-ageing.
Schermo diffusore in policarbonato opacizzato liscio, stampato ad iniezione, antiurto, anti invecchiamento.

Power supply: 24V-DC
Glow-wire resistance: 850°C

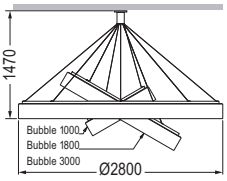

Bubble 1000 = 115W
Bubble 1800 = 225W
Bubble 3000 = 338W

Bubble Tourbillon RGB DMX ceiling mounted with joint
Bubble Tourbillon RGB DMX a plafone con snodo

CE IP20

Code *Codice*	System Power *Potenza Sistema*	Source *Sorgente*	Output flux *Flusso uscente*	D DD 1E	Ø	Kg
DD15SC501AE	678W	LED RGB	20768 lm		2800	130

Accessories included
Accessori inclusi

- LED sources RGB
- Suspension kit complete with cables connected to the central joint, terminal block and plate for direct ceiling fixation. Slanting positions fixed.
- Power cable with transparent sheath L=2000mm.

- *Sorgenti LED RGB*
- *Kit di sospensione composto da funi tensionate fisse, snodo di raccordo con morsettiera di alimentazione interna e piastra di fissaggio diretto dallo snodo al soffitto. Posizioni inclinate fisse.*
- *Cavo di alimentazione con guaina trasparente L=2000mm.*

Optional accessories
Accessori opzionali

- To see page 58
- *Vedere pagina 58*

Showroom Safat Home - Kuwait City - Kuwait - Project: Alghanim Industries - Customer: Safat Home

Optional accessories
Accessori opzionali

Dimminig DALI kit
BUBBLE ArcoLED Stable White

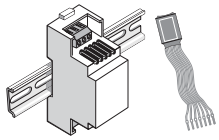

via push-button

MEC6161

Dimming DALI Kit
(Remote Controller via push-button for multi luminaires installation).
Kit Dimming DALI (Remote Controller via push-button per installazioni multi apparecchio).

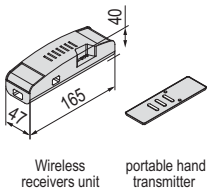

via wireless

MEC6134

Dimming DALI Kit
(Wireless receivers unit + portable hand transmitter).
Kit Dimming DALI (Wireless receivers unit + telecomando).

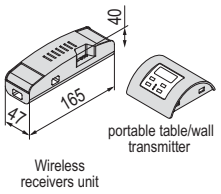

via wireless

MEC6135

Dimming DALI Kit
(Wireless receivers unit + portable table/wall transmitter with integrated light sensor).
Kit Dimming DALI (Wireless receivers unit + trasmettitore radio da tavolo/muro con sensore di luminosità integrato).

DMX512 controller
BUBBLE RGB

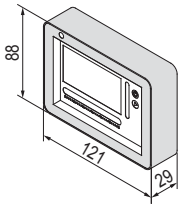

MEC6136

Easy Touch DMX512 controller with 9-24V AC/DC adapter.
Kit Centralina DMX512 Easy Touch con trasformatore esterno 9-24V-AC/DC.

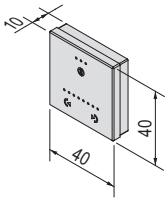

MEC6137

Pro Touch DMX512 controller with 5-12V AC/DC adapter.
Kit Centralina DMX512 Pro Touch (programmabile) con trasformatore esterno 5-12V-AC/DC.

Driver: DIN standard profile
BUBBLE RGB

D64/D100-01

Extraction key + Electronic power supply designed to mount on a DIN standard profile 120W - Vin=100~264V-AC 47~63Hz Vout=24V.
Chiave di estrazione + Alimentatore elettronico da guida DIN 120W - Vin=100~264V-AC 47~63Hz Vout=24V.

D64/D300-01

Extraction key + Electronic power supply designed to mount on a DIN standard profile 240W - Vin=100~264V-AC 47~63Hz Vout=24V.
Chiave di estrazione + Alimentatore elettronico da guida DIN 240W - Vin=100~264V-AC 47~63Hz Vout=24V.

MEC6357

Electronic power supply designed to mount on a DIN standard profile 480W - Vin=100~264V-AC 47~63Hz Vout=24V.
Alimentatore elettronico da guida DIN 480W - Vin=100~264V-AC 47~63Hz Vout=24V.

Tourbillon RGB version needs 3 driver/ *Il modello Tourbillon RGB necessita di 3 driver:*
D64/D100-01 - D64/D300-01 - MEC6357

Optional accessories
Accessori opzionali

Mounting
Montaggio

MEC6129
BUBBLE ArcoLED 600/1000
Suspension mounting kit for load bearing false-ceilings, including spacers, 3 steel cables in L=2000mm and a millimetric adjuster, 3 conical ceiling roses.
Kit sospensione funi parallele per soffitti portanti, composto da distanziali, 3 funi d'acciaio L=2000mm e regolatore millimetrico, 3 rosoni conici.

MEC6132
BUBBLE ArcoLED 1800
Suspension mounting kit for load bearing false-ceilings, including spacers, 4 steel cables in L=2000mm and a millimetric adjuster 4 conical ceiling roses.
Kit sospensione funi parallele per soffitti portanti, composto da distanziali, 4 funi d'acciaio L=2000mm e regolatore millimetrico, 4 rosoni conici.

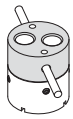

150A034AE
BUBBLE 600/1000
Connection joint for suspension mounting on horizontal cables.
Snodo di raccordo per sospensione su tesata.

150A035AE
BUBBLE 1800
Connection joint for suspension mounting on horizontal cables.
Snodo di raccordo per sospensione su tesata.

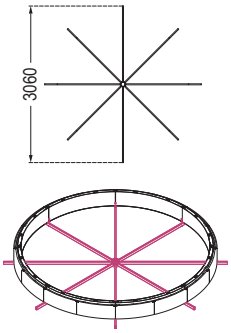

150A031VE
BUBBLE 3000
Umbrella like gauge for assembly and support.
Dima ad ombrello per supporto e assemblaggio.

MEC6141
BUBBLE 600/1000
Replacement suspension kit L=25000mm for great heights (3 steel cable + 5 poles power supply cable).
Kit sospensione sostitutivo L=25000mm per grandi altezze (3 funi + cavo alimentazione 5 poli).

MEC6142
BUBBLE 1800/3000
Replacement suspension kit L=25000mm for great heights (4 steel cable + 5 poles power supply cable).
Kit sospensione sostitutivo L=25000mm per grandi altezze (4 funi + cavo alimentazione 5 poli).

Arsenale Venezia - Tesa 105 - Italy - Project: Andrès Holguin, David Morales Hernández - Photo: Stefano Anzini



Headquarter Agenzia marittima LE NAVI - Torri MSC - Genova - Italy - Project: Arch. Massimo Vaccheri - Photo: Bertani Emanuele

BUBBLE-UP

BUBBLE UP

DESIGN BY 5+1AA - ALFONSO FEMIA GIANLUCA PELUFFO

Tipology / *Tipologia*

CEILING RECESSED
WALL RECESSED
INCASSI SOFFITTO
INCASSI PARETE

BUBBLE UP appears as a circle of light surrounded by a thin frame.
The round shape of the fixture and the four available sizes (300, 600, 1000, 1400mm) make any orientation of the light beam neutral, offering positioning freedom and flexibility of use.
BUBBLE UP si presenta come un cerchio luminoso avvolto da una sottile cornice.
La sua forma rotonda e i suoi quattro diametri (300, 600, 1000, 1400mm) lo rendono neutro nel suo orientamento lasciando libertà di posizionamento e flessibilità d'impiego negli spazi.

ENVIRONMENTS
CONTESTI

Hallway, conference hall, art and culture, leisure areas, retail areas
Spazi d'accesso, sale conferenze, arte e cultura, intrattenimento, vendita e commercio

Colours / *Colori*

STANDARD / *BASE*

White RAL 9003 / *Bianco RAL 9003*

Characteristics
Caratteristiche

CONSTRUCTION
COSTRUZIONE

Round metal frame, seats for the electrical components and anchor points for the suspension device and diffusers.
Struttura metallica circolare, contenente le parti elettriche e sede dei punti di ancoraggio per i sistemi di sospensione e degli schermi diffusori.

OPTICAL SYSTEM
SISTEMA OTTICO

Smooth opal polycarbonate diffuser.
Schermo diffusore in policarbonato opale liscio.

SOURCES / *SORGENTI*

LED CRI>80 MacAdam 3

LIFETIME (LED VERSIONS)

50.000h L80B10 (Ta=25°C)

WIRING
CABLAGGIO ELETTRICO

ArcoLED Stable/Dynamic White:
Electrical harness wired for 220-240V-AC 50-60Hz. 2.5mm² LTN irreversible quick coupling plug/socket.
Electronic or DALI dimmable electronic ballast.
Cablaggio elettrico alimentato a 220-240V-AC 50-60Hz. Connettore ad innesto rapido M/F irreversibile LTN 2,5mm². Alimentatore elettronico o dimmerabile DALI.

ArcoLED RGB DMX:
Electrical harness wired for 48V-DC. DMX interface. Terminal block, DMX+, DMX-, till 2.5mm².
Remote power supply of 220-240V-AC 50-60Hz (to be ordered separately).
Cablaggio elettrico alimentato a 48V-DC. Interfaccia DMX. Morsettiera, DMX+, DMX-, fino a 2,5mm².
Gruppo di alimentazione remoto a 220-240V-AC 50-60Hz (da ordinare separatamente).

STANDARDS / *NORME*
DIRECTIVES / *DIRETTIVE*

To see page/*Vedere pagina* 339



Fittings not suitable to be covered with thermal insulation material.
Apparecchi non idonei ad essere ricoperti di materiale termicamente isolante.

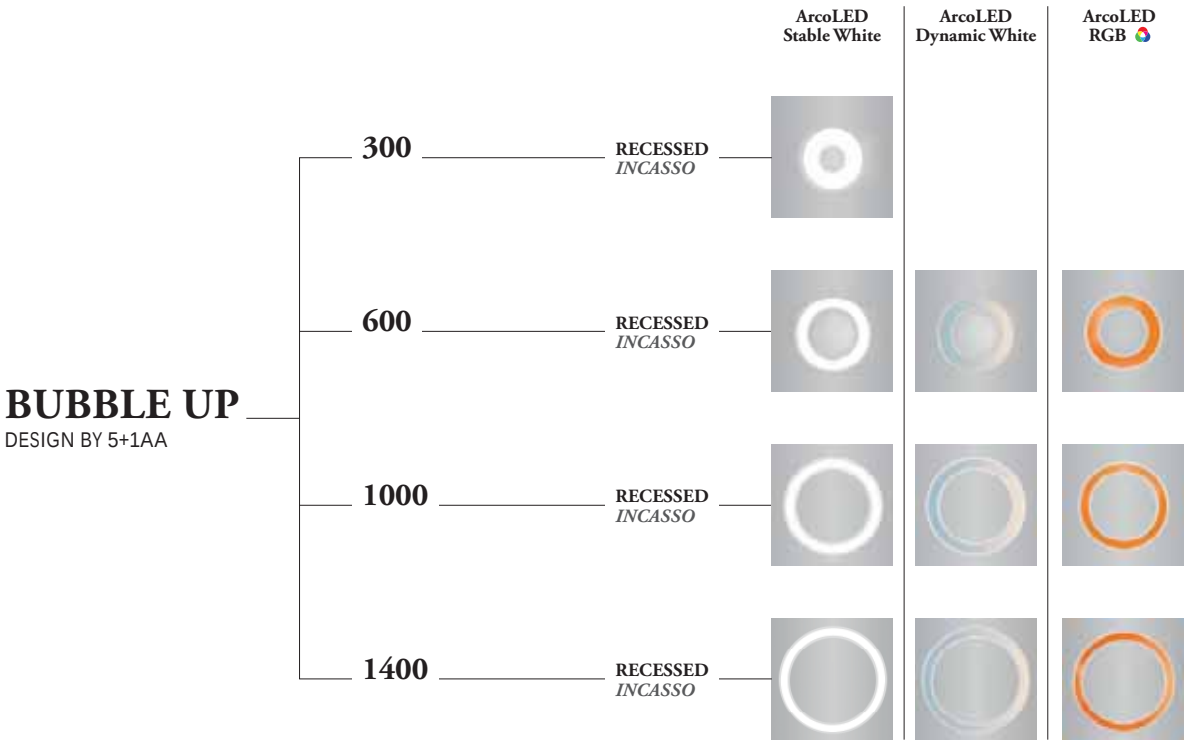

Other versions / *Altre versioni*

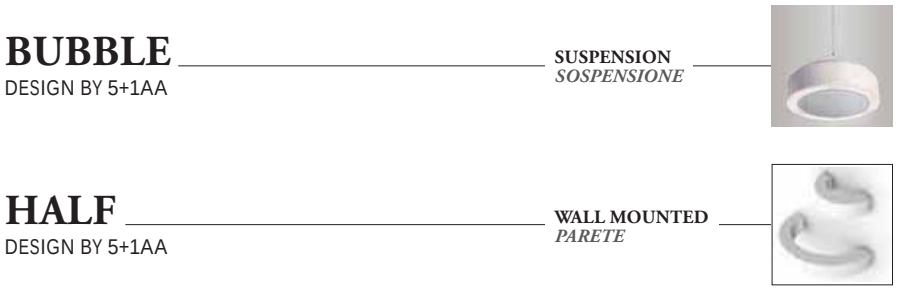

STANDARD *BASE* | AE | white RAL 9003 *bianco RAL 9003*

Bubble Up 300

CEILING RECESSED,
WALL RECESSED
INCASSI SOFFITTO,
INCASSI PARETE

Smooth opal polycarbonate diffuser.
Schermo diffusore in policarbonato opale liscio.

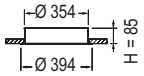

Bubble Up 300 ArcoLED Stable White 3000K

CE IP20

Code *Codice*	System Power *Potenza Sistema*	Source *Sorgente*	Output flux *Flusso uscente*	D DD 1E	Ø	H	Kg
T15SL260AE/AE	42W	3 LED engine	1675 lm		394	85	4,6
DD15SL260AE/AE	42W	3 LED engine	1675 lm		394	85	4,6

Photometric data reference:
Fotometria di riferimento:
T15SL260AE/AE

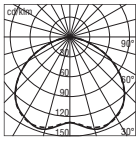

Bubble Up 300 ArcoLED Stable White 4000K

CE IP20

Code *Codice*	System Power *Potenza Sistema*	Source *Sorgente*	Output flux *Flusso uscente*	D DD 1E	Ø	H	Kg
T15SL310AE/AE	42W	3 LED engine	1800 lm		394	85	4,6
DD15SL310AE/AE	42W	3 LED engine	1800 lm		394	85	4,6

Photometric data reference:
Fotometria di riferimento:
T15SL310AE/AE

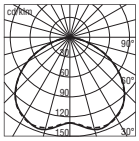

Accessories included
Accessori inclusi

- LED sources
- Fixing kit
- *Sorgenti LED*
- *Kit di fissaggio*

Optional accessories
Accessori opzionali

- To see page 71
- *Vedere pagina 71*

Iván Mañero Clinic - Spain - Project: Arch. Diego Nakamatsu - Photo: ©Luis Hevia

STANDARD *BASE* | AE | white RAL 9003 *bianco RAL 9003*

Bubble Up 600

CEILING RECESSED
INCASSI SOFFITTO

Smooth opal polycarbonate diffuser.
Schermo diffusore in policarbonato opale liscio.
Note: Available with opening hatch.
Nota: A richiesta versione con botola ispezionabile.



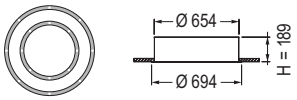

Bubble Up 600 ArcoLED Stable White 3000K

CE IP20

Code *Codice*	System Power *Potenza Sistema*	Source *Sorgente*	Output flux *Flusso uscente*	D DD 1E	Ø	H	Kg
T15SL145AE/AE	55W	6 LED engine	2510 lm		694	189	10,7
DD15SL145AE/AE	55W	6 LED engine	2510 lm		694	189	10,7

Photometric data reference:
Fotometria di riferimento:
T15SL145AE/AE

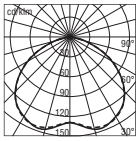

Bubble Up 600 ArcoLED Stable White 4000K

CE IP20

Code *Codice*	System Power *Potenza Sistema*	Source *Sorgente*	Output flux *Flusso uscente*	D DD 1E	Ø	H	Kg
T15SL195AE/AE	55W	6 LED engine	2700 lm		694	189	10,7
DD15SL195AE/AE	55W	6 LED engine	2700 lm		694	189	10,7

Photometric data reference:
Fotometria di riferimento:
T15SL195AE/AE

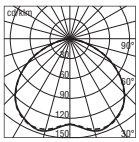

Accessories included
Accessori inclusi

- LED sources
- Fixing kit
- *Sorgenti LED*
- *Kit di fissaggio*

Optional accessories
Accessori opzionali

- To see page 71
- *Vedere pagina 71*

CEILING RECESSED
INCASSI SOFFITTO

Smooth opal polycarbonate diffuser.
Schermo diffusore in policarbonato opale liscio.
Note: Available with opening hatch.
Nota: A richiesta versione con botola ispezionabile.

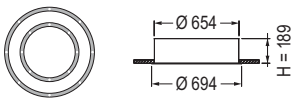

Bubble Up 600 ArcoLED Dynamic White

CE IP20

Code *Codice*	System Power *Potenza Sistema*	Source *Sorgente*	Output flux *Flusso uscente*	D DD 1E	Ø	H	Kg
DD15SW145AE/AE	55W	6 LED engine	2700 lm		694	189	10,7

Photometric data reference:
Fotometria di riferimento:
DD15SW145AE/AE

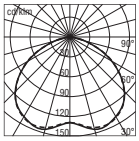

Accessories included
Accessori inclusi

- LED sources 2700K - 6500K
- Fixing kit
- *Sorgenti LED 2700K - 6500K*
- *Kit di fissaggio*

Optional accessories
Accessori opzionali

- To see page 71
- *Vedere pagina 71*

Bubble Up 600

CEILING RECESSED
INCASSI SOFFITTO

Smooth opal polycarbonate diffuser.
Schermo diffusore in policarbonato opale liscio.
Note: Available with opening hatch.
Nota: A richiesta versione con botola ispezionabile.

Power supply: 48V-DC

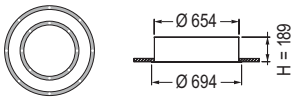

Bubble Up 600 ArcoLED RGB DMX

IP20

Code *Codice*	System Power *Potenza Sistema*	Source *Sorgente*	Output flux *Flusso uscente*	D DD 1E	Ø	H	Kg
DD15SX145AE/AE	63W	6 LED engine	2490 lm		694	189	10,7

Photometric data reference:
Fotometria di riferimento:
DD15SX145AE/AE

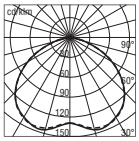

Accessories included
Accessori inclusi

- LED sources RGB
- Fixing kit
- *Sorgenti LED RGB*
- *Kit di fissaggio*

Optional accessories
Accessori opzionali

- To see page 71
- *Vedere pagina 71*

Espacio Aretha Showroom - Madrid - Spain

STANDARD *BASE* | AE | white RAL 9003 *bianco RAL 9003*

Bubble Up 1000

CEILING RECESSED
INCASSI SOFFITTO

Smooth opal polycarbonate diffuser.
Schermo diffusore in policarbonato opale liscio.
Note: Available with opening hatch.
Nota: A richiesta versione con botola ispezionabile.



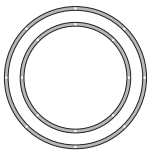

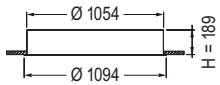

Bubble Up 1000 ArcoLED Stable White 3000K

CE IP20

Code *Codice*	System Power *Potenza Sistema*	Source *Sorgente*	Output flux *Flusso uscente*	D DD 1E	Ø	H	Kg
T15SL125AE/AE	164W	9 LED engine	7480 lm		1094	189	16,8
DD15SL125AE/AE	164W	9 LED engine	7480 lm		1094	189	16,8

Photometric data reference:
Fotometria di riferimento:
T15SL125AE/AE

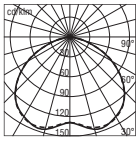

Bubble Up 1000 ArcoLED Stable White 4000K

CE IP20

Code *Codice*	System Power *Potenza Sistema*	Source *Sorgente*	Output flux *Flusso uscente*	D DD 1E	Ø	H	Kg
T15SL175AE/AE	164W	9 LED engine	8040 lm		1094	189	16,8
DD15SL175AE/AE	164W	9 LED engine	8040 lm		1094	189	16,8

Photometric data reference:
Fotometria di riferimento:
T15SL175AE/AE

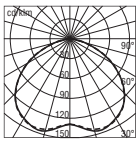

Accessories included
Accessori inclusi

- LED sources
- Fixing kit

- *Sorgenti LED*
- *Kit di fissaggio*

Optional accessories
Accessori opzionali

- To see page 71
- *Vedere pagina 71*

CEILING RECESSED
INCASSI SOFFITTO

Smooth opal polycarbonate diffuser.
Schermo diffusore in policarbonato opale liscio.
Note: Available with opening hatch.
Nota: A richiesta versione con botola ispezionabile.

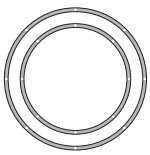

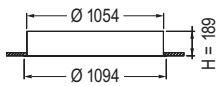

Bubble Up 1000 ArcoLED Dynamic White

CE IP20

Code *Codice*	System Power *Potenza Sistema*	Source *Sorgente*	Output flux *Flusso uscente*	D DD 1E	Ø	H	Kg
DD15SW125AE/AE	164W	9 LED engine	8040 lm		1094	189	16,8

Photometric data reference:
Fotometria di riferimento:
DD15SW125AE/AE

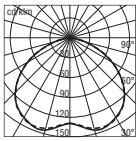

Accessories included
Accessori inclusi

- LED sources 2700K - 6500K
- Fixing kit

- *Sorgenti LED 2700K - 6500K*
- *Kit di fissaggio*

Optional accessories
Accessori opzionali

- To see page 71
- *Vedere pagina 71*

Bubble Up 1000

CEILING RECESSED
INCASSI SOFFITTO

Smooth opal polycarbonate diffuser.
Schermo diffusore in policarbonato opale liscio.
Note: Available with opening hatch.
Nota: A richiesta versione con botola ispezionabile.

Power supply: 48V-DC

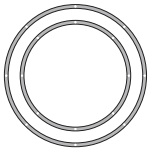

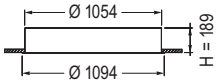

Bubble Up 1000 ArcoLED RGB DMX

IP20

Code *Codice*	System Power *Potenza Sistema*	Source *Sorgente*	Output flux *Flusso uscente*	D DD 1E	Ø	H	Kg
DD15SX125AE/AE	141W	9 LED engine	5605 lm		1094	189	16,8

Photometric data reference:
Fotometria di riferimento:
DD15SX125AE/AE

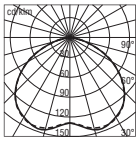

Accessories included
Accessori inclusi

- LED sources RGB
- Fixing kit
- *Sorgenti LED RGB*
- *Kit di fissaggio*

Optional accessories
Accessori opzionali

- To see page 71
- *Vedere pagina 71*

Offices for G2 - Madrid - Spain - Photo: ©Luis Hevia

STANDARD *BASE* | AE | white RAL 9003 *bianco RAL 9003*

Bubble Up 1400

CEILING RECESSED
INCASSI SOFFITTO

Smooth opal polycarbonate diffuser.
Schermo diffusore in policarbonato opale liscio.
Note: Available with opening hatch.
Nota: A richiesta versione con botola ispezionabile.

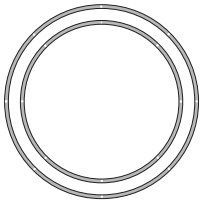



Bubble Up 1400 ArcoLED Stable White 3000K

CE IP20

Code *Codice*	System Power *Potenza Sistema*	Source *Sorgente*	Output flux *Flusso uscente*	D DD 1E	Ø	H	Kg
T15SL234AE/AE	218W	12 LED engine	11470 lm		1494	189	24,6
DD15SL234AE/AE	218W	12 LED engine	11470 lm		1494	189	24,6

Bubble Up 1400 ArcoLED Stable White 4000K

CE IP20

Code *Codice*	System Power *Potenza Sistema*	Source *Sorgente*	Output flux *Flusso uscente*	D DD 1E	Ø	H	Kg
T15SL284AE/AE	218W	12 LED engine	12330 lm		1494	189	24,6
DD15SL284AE/AE	218W	12 LED engine	12330 lm		1494	189	24,6

Accessories included
Accessori inclusi

- LED sources 4000K
- Fixing kit
- *Sorgenti LED 4000K*
- *Kit di fissaggio*

CEILING RECESSED
INCASSI SOFFITTO

Smooth opal polycarbonate diffuser.
Schermo diffusore in policarbonato opale liscio.
Note: Available with opening hatch.
Nota: A richiesta versione con botola ispezionabile.

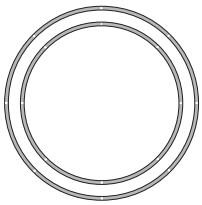



Bubble Up 1400 ArcoLED Dynamic White

CE IP20

Code *Codice*	System Power *Potenza Sistema*	Source *Sorgente*	Output flux *Flusso uscente*	D DD 1E	Ø	H	Kg
DD15SW234AE/AE	218W	12 LED engine	12330 lm		1494	189	24,6

Accessories included
Accessori inclusi

- LED sources 2700K - 6500K
- Fixing kit
- *Sorgenti LED 2700K - 6500K*
- *Kit di fissaggio*

CEILING RECESSED
INCASSI SOFFITTO

Smooth opal polycarbonate diffuser.
Schermo diffusore in policarbonato opale liscio.
Note: Available with opening hatch.
Nota: A richiesta versione con botola ispezionabile.

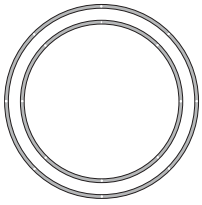



Bubble Up 1400 ArcoLED RGB DMX

CE IP20

Code *Codice*	System Power *Potenza Sistema*	Source *Sorgente*	Output flux *Flusso uscente*	D DD 1E	Ø	H	Kg
DD15SX234AE/AE	190W	16 LED engine	7475 lm		1494	189	24,6

Accessories included
Accessori inclusi

- LED sources RGB
- Fixing kit
- *Sorgenti LED RGB*
- *Kit di fissaggio*

Optional accessories
Accessori opzionali

Dimminig DALI kit
BUBBLE ArcoLED Stable White

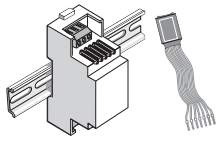

via push-button

MEC6161

Dimming DALI Kit
(Remote Controller via push-button for multi luminaires installation).
Kit Dimming DALI (Remote Controller via push-button per installazioni multi apparecchio).

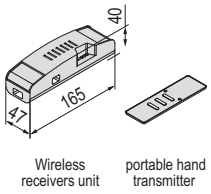

via wireless

MEC6134

Dimming DALI Kit
(Wireless receivers unit + portable hand transmitter).
Kit Dimming DALI (Wireless receivers unit + telecomando).

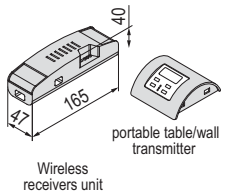

via wireless

MEC6135

Dimming DALI Kit
(Wireless receivers unit + portable table/wall transmitter with integrated light sensor).
Kit Dimming DALI (Wireless receivers unit + trasmettitore radio da tavolo/muro con sensore di luminosità integrato).

DMX512 controller
Bubble Up ArcoLED RGB

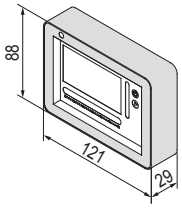

MEC6136

Easy Touch DMX512 controller with 9-24V AC/DC adapter.
Kit Centralina DMX512 Easy Touch con trasformatore esterno 9-24V-AC/DC.

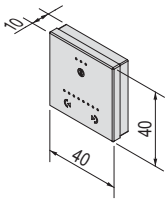

MEC6137

Pro Touch DMX512 controller with 5-12V AC/DC adapter.
Kit Centralina DMX512 Pro Touch (programmabile) con trasformatore esterno 5-12V-AC/DC.

Driver: DIN standard profile
Bubble Up ArcoLED RGB

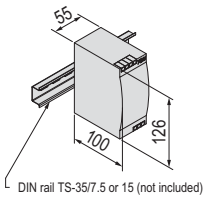

MEC6138

Electronic power supply designed to mount on a DIN standard profile 75W - Vin=85~264V-AC 47~63Hz Vout=48V-DC.
Alimentatore elettronico da guidaDIN75W-Vin=85~264V-AC 47~63Hz Vout=48V-DC.

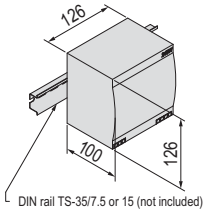

MEC6139

Electronic power supply designed to mount on a DIN standard profile 240W - Vin 100~264V-AC 47~63Hz Vout= 48V-DC.
Alimentatore elettronico da guida DIN 240W - Vin100~264V-AC 47~63Hz Vout=48V-DC.

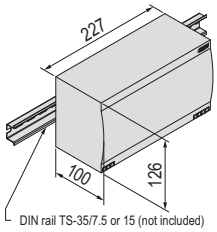

MEC6140

Electronic power supply designed to mount on a DIN standard profile 480W - Vin 200~264V-AC 47~63Hz Vout= 48V-DC.
Alimentatore elettronico da guida DIN 480W - Vin 200~264V-AC 47~63Hz Vout=48V-DC.

Non inspectable solid false-ceilings
Controsoffitti monolitici non ispezionabili

How to order BUBBLE UP with hatch (cannot be supplied afterwards)
Come ordinare BUBBLE UP con botola (non fornibile successivamente)

1 → Choose the BUBBLE UP version.
Scegliere la versione di Bubble Up.

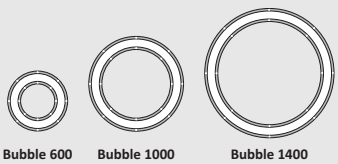

Example / *Esempio:*
T15SL23AE/AE
BUBBLE UP 1400
ArcoLED Stable White 3000K

2 → Compose the code + hatch.
Componi il codice + botola.

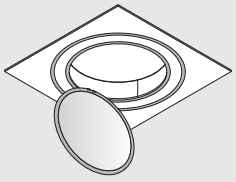

Example / *Esempio:*
T15SL234AE/AE/BOT



Balboa Bar & Gym - Zürich - Switzerland - Architects: Helsinkizurich - Lighting Design: Lichtkompetenz GmbH

CHIARO



CHIARO

Tipology / *Tipologia*

WATERPROOF
WALL MOUNTED
CEILING
SUSPENSION
UNDERWATER
COVE LIGHTING
ARMATURE STAGNE
PARETE
PLAFONE
SOSPENSIONE
SUBACQUEI
APPOGGIO

CHIARO is a range of tubular fixtures that are resistant to bad weather and the most adverse environmental conditions. These truly universal fixtures can be installed either individually or in continuous rows and are able to tackle any problems connected with dust and humidity in both indoor and outdoor Environments, such as building facades, public areas, car parks, service areas, workshops, warehouses and industrial depots. Available in 2 different diameters, Ø30mm and Ø60mm, all CHIARO models feature extruded aluminium internal structures and highly shock-resistant polycarbonate tubes. Made from high quality materials, these fixtures ensure high levels of performance with minimal performance drops over time. This reduces the need for maintenance operations and the associated costs.
CHIARO è una gamma di apparecchi tubolari resistenti alle intemperie e alle condizioni ambientali più avverse. Veri e propri apparecchi universali installabili come apparecchi singoli o in file aggregate, sono adatti ad affrontare ogni problema di polvere e umidità in ambienti interni ed esterni come facciate, aree pubbliche, parcheggi, locali di servizio, officine, magazzini e capannoni industriali. Disponibili in 2 diametri, Ø30mm e Ø60mm, tutti i modelli CHIARO sfruttano una struttura interna in estruso di alluminio e tubi in policarbonato con elevata resistenza agli urti. Prodotti con materiali d'altissima qualità, assicurano alti rendimenti con cali minimi nel corso del tempo, permettendo la diminuzione degli interventi di manutenzione e dei relativi costi di gestione.

ENVIRONMENTS
CONTESTI

Façades and architectural works, wellness, hallway, leisure areas, retail areas, industrial areas, places of worship
Facciate e architetture, wellness, spazi d'accesso, intrattenimento, vendita e commercio, industria, luoghi di culto

Colours / *Colori*

STANDARD / *BASE*

CHIARO Ø30 IP65/IP68 - CHIARO Ø60 IP54/IP66
Stainless steel frame sandblasted / *Acciaio inox sabbiato*

Characteristics *Caratteristiche*

CONSTRUCTION
COSTRUZIONE

Internal structure made of natural anodised extruded aluminium.
Struttura interna in estruso di alluminio anodizzato naturale.

OPTICAL SYSTEM
SISTEMA OTTICO

CHIARO Ø30
Ø30mm transparent polycarbonate tube (2mm thickness) with high shock resistance (IK10).
Tubo Ø30mm in policarbonato trasparente (spessore 2mm) con elevata resistenza agli urti (IK10).

CHIARO Ø60
Ø60mm co-extruded polycarbonate tube (3mm thickness) with high shock resistance (IK10).
Equipped with a transparent portion and an opal, allows the selection of the type of issue being installed.
Tubo Ø60mm in policarbonato coestruso (spessore 3mm) con elevata resistenza agli urti (IK10).
Dotato di una porzione trasparente e di una opalina, permette la scelta del tipo di emissione in fase di installazione.

SOURCES / *SORGENTI*

LED CRI>80 MacAdam 3

LIFETIME (LED VERSIONS)

CHIARO Ø30: 50.000h L80B50 (Ta=25°C) CHIARO Ø60: 50.000h L80B10 (Ta=25°C)

WIRING
CABLAGGIO ELETTRICO

CHIARO Ø30
Electrical harness wired for 24V-DC. Output cable 2x1mm² (RGB version 4x0.5mm²).
Remote power supply units 220-240V-AC 50-60Hz, 24V-DC output (order separately).
Cablaggio elettrico alimentato a 24V-DC. Cavo in uscita 2x1mm² (versione RGB 4x0,5mm²).
Alimentazione remota 220-240V-AC 50-60Hz, uscita 24V-DC (da ordinare separatamente).

CHIARO Ø60
Electrical harness wired for 220-240V-AC 50-60Hz. LTN terminal block 2.5mm². Electronic ballast.
LED version with 3 or 5x1.5mm² output cables.
Cablaggio elettrico alimentato a 220-240V-AC 50-60Hz. Morsettiera LTN 2,5mm².
Alimentatore elettronico. Versione LED con cavo/i in uscita 3 o 5x1,5mm².

STANDARDS / *NORME*
DIRECTIVES / *DIRETTIVE*

To see page/*Vedere pagina* 339

Chiaro

Savona Port Authority - Italy - Project: 5+1AA - Photo: Bertani Emanuele

CHIARO Ø30

WALL MOUNTED
PARETE

CEILING
PLAFONE

SUSPENSION
SOSPENSIONE

COVE LIGHTING
APPOGGIO

UNDERWATER
SUBACQUEI

LED

IP65

High Output

- Single *Singolo* → 3000K, 4000K
- Continuous Row *Fila Aggregata* → 3000K, 4000K

IP68

High Output

- Single *Singolo* → 3000K, 4000K
- Continuous Row *Fila Aggregata* → 3000K, 4000K

High Output:
14 LEDs/card
approx. 20W/m
for maximum flux.
14 LED/scheda
circa 20W/m
per massimo flusso.

Based on the selected converter (accessory), CHIARO Ø30 operates either with an on/off switch or via DALI.
A seconda del converter (accessorio) scelto, CHIARO Ø30 funziona con accensione on/off oppure con cablaggio dimmerabile DALI.

Complete with Mid-power LED light source.
Completo di sorgenti Mid-power LED.

IP65
Completely protected against dust penetration and water jet-proof from any direction.
Protetto completamente contro la penetrazione della polvere e contro i getti d'acqua provenienti da ogni direzione.

IP68
Completely protected against dust penetration and the effects of prolonged immersion.
Protetto completamente contro la penetrazione della polvere e contro gli effetti dell'immersione prolungata.

CHIARO Ø30 Single
This is supplied with cable clamp PG11 and an output cable 2x1mm² Ø5 - 10mm, L=2500mm.
Versions for Continuous Row installation are equipped with double cable clamp PG11 and 2 output cables 2x1mm² Ø5 - 10mm, L=2500mm.
CHIARO Ø30 Singolo
è fornito con pressacavo PG11 e cavo in uscita 2x1mm² Ø5 - 10mm, L=2500mm.
Le versioni per installazione in Fila Aggregata sono dotate di doppio pressacavo PG11 e 2 cavi in uscita 2x1mm² Ø5 - 10mm, L=2500mm.

3000K CRI>80
4000K CRI>80

50.000h L80B50
(Ta=25°C)

CHIARO Ø30

QUALITY / *QUALITÀ*

Made from high quality materials using few components sealed with silicon seals, CHIARO Ø30 is perfectly watertight and long-lasting. The transparent polycarbonate tube ensures a high level of shock resistance (IK10). The end caps, cable clamps and screws, like all the installation accessories, are made from AISI 316 stainless steel, which is resistant to hydrochloric and saline environments.

Costruito con materiali d'altissima qualità e da poche componenti chiuse da guarnizioni in silicone, CHIARO Ø30 vanta una tenuta stagna perfetta e duratura.
Il tubo in policarbonato trasparente assicura invece un'elevata resistenza agli urti (IK10).
Le testate, i serracavi e la viteria, così come tutti gli accessori d'installazione sono in acciaio INOX AISI 316, resistente anche agli ambienti cloridrici e salini.

CONFIGURATIONS / *CONFIGURAZIONI*

CHIARO Ø30 single / *singolo*
1 cable clamp / *serracavo* PG11
1 cable / *cavo* HO7RN-F L= 2500mm



To guarantee the tightness of the product, make sure that the power cable protrudes straight from the cable gland for at least 2 cm.
Per garantire la tenuta stagna del prodotto, assicurarsi che il cavo di alimentazione fuoriesca in maniera rettilinea dal pressacavo per almeno 2 cm.

CHIARO Ø30
single / *singolo*

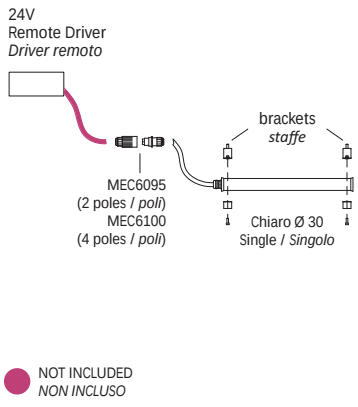

CHIARO Ø30
continuous row / *fila aggregata*

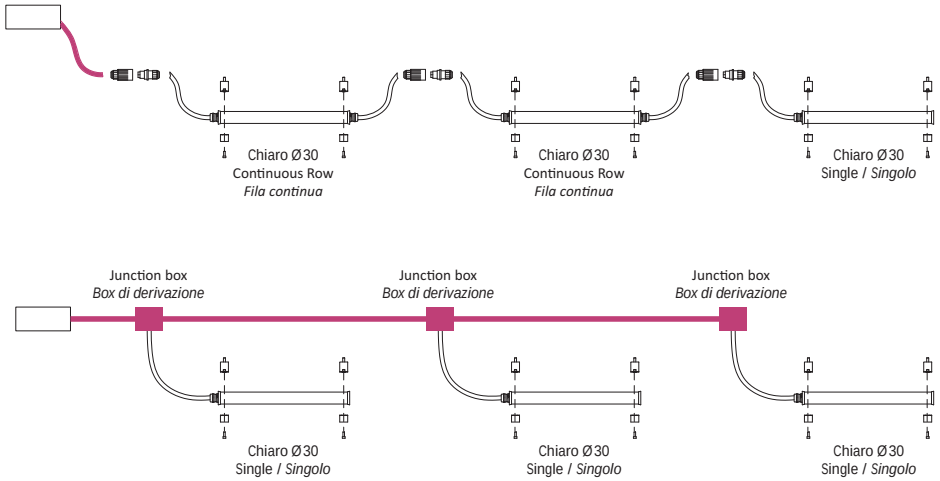

CHIARO Ø30 LED IP65 HO - HIGH OUTPUT

WATERPROOF,
WALL MOUNTED,
CEILING, SUSPENSION,
COVE LIGHTING
ARMATURE STAGNE,
PARETE, PLAFONE,
SOSPENSIONE, APPOGGIO

Ø30 mm transparent polycarbonate tube (2mm thickness) with high shock resistance (IK10).
Tubo Ø30 mm in policarbonato trasparente (spessore 2mm) con elevata resistenza agli urti (IK10).

Power supply: 24V-DC
Glow-wire resistance: 850°C

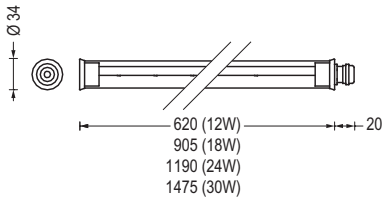

CHIARO Ø30 LED IP65 HO - single (3000K)
CHIARO Ø30 LED IP65 HO - singolo (3000K)

CE IK10 IP65

Code *Codice*	Source Power *Potenza Sorgente*	Source *Sorgente*	Output flux *Flusso uscente*	D DD 1E	L	Kg
107KF122	12W	2 LED engine	906 lm		640	0,5
107KF123	18W	3 LED engine	1358 lm		925	0,6
107KF124	24W	4 LED engine	1811 lm		1210	0,7
107KF125	30W	5 LED engine	2263 lm		1495	0,8

Photometric data reference:
Fotometria di riferimento:
107KF122

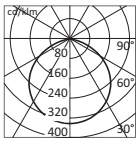

η 100%
UGR T < 22,9
UGR L < 23,7

CHIARO Ø30 LED IP65 HO - single (4000K)
CHIARO Ø30 LED IP65 HO - singolo (4000K)

CE IK10 IP65

Code *Codice*	Source Power *Potenza Sorgente*	Source *Sorgente*	Output flux *Flusso uscente*	D DD 1E	L	Kg
107KF102	12W	2 LED engine	987 lm		640	0,5
107KF103	18W	3 LED engine	1481 lm		925	0,6
107KF104	24W	4 LED engine	1974 lm		1210	0,7
107KF105	30W	5 LED engine	2468 lm		1495	0,8

Photometric data reference:
Fotometria di riferimento:
107KF102

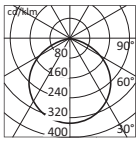

η 100%
UGR T < 23,2
UGR L < 24

Accessories included
Accessori inclusi

- LED sources
- Output cable 2x1mm² Ø5 - 10mm L=2500mm.
- Cable clamp PG11
- 316L AISI stainless steel end caps

- *Sorgenti LED*
- *Cavo in uscita 2x1mm² Ø5 - 10mm L=2500mm.*
- *Pressacavo PG11*
- *Testate di chiusura in acciaio INOX AISI 316L*

Optional accessories
Accessori opzionali

- To see page 84
- *Vedere pagina 84*

CHIARO Ø30 LED IP65 HO - HIGH OUTPUT

WATERPROOF,
WALL MOUNTED,
CEILING, SUSPENSION,
COVE LIGHTING
ARMATURE STAGNE,
PARETE, PLAFONE,
SOSPENSIONE, APPOGGIO

Ø30 mm transparent polycarbonate tube (2mm thickness) with high shock resistance (IK10).
Tubo Ø30 mm in policarbonato trasparente (spessore 2mm) con elevata resistenza agli urti (IK10).

Power supply: 24V-DC
Glow-wire resistance: 850°C

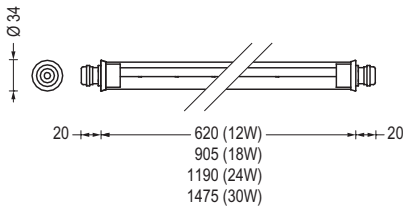

CHIARO Ø30 LED IP65 HO - continuous row (3000K)
CHIARO Ø30 LED IP65 HO - fila aggregata (3000K)

CE IK10 IP65

Code *Codice*	Source Power *Potenza Sorgente*	Source *Sorgente*	Output flux *Flusso uscente*	D DD 1E	L	Kg
107KP122	12W	2 LED engine	906 lm		660	0,5
107KP123	18W	3 LED engine	1358 lm		945	0,6
107KP124	24W	4 LED engine	1811 lm		1230	0,7
107KP125	30W	5 LED engine	2263 lm		1515	0,8

Photometric data reference:
Fotometria di riferimento:
107KP122

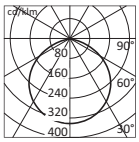

η 100%
UGR T < 22,9
UGR L < 23,7

CHIARO Ø30 LED IP65 HO - continuous row (4000K)
CHIARO Ø30 LED IP65 HO - fila aggregata (4000K)

CE IK10 IP65

Code *Codice*	Source Power *Potenza Sorgente*	Source *Sorgente*	Output flux *Flusso uscente*	D DD 1E	L	Kg
107KP102	12W	2 LED engine	987 lm		660	0,5
107KP103	18W	3 LED engine	1481 lm		945	0,6
107KP104	24W	4 LED engine	1974 lm		1230	0,7
107KP105	30W	5 LED engine	2468 lm		1515	0,8

Photometric data reference:
Fotometria di riferimento:
107KP102

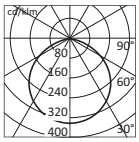

η 100%
UGR T < 23,2
UGR L < 24

Accessories included
Accessori inclusi

- LED sources
- 2 output cables 2x1mm² Ø5 - 10mm L=2500mm.
- 2 cable clamps PG11
- Internal through wiring
- 316L AISI stainless steel end caps

- *Sorgenti LED*
- *2 cavi in uscita 2x1mm² Ø5 - 10mm L=2500mm.*
- *2 pressacavi PG11*
- *Cablaggio passante interno*
- *Testate di chiusura in acciaio INOX AISI 316L*

Optional accessories
Accessori opzionali

- To see page 84
- *Vedere pagina 84*

CHIARO Ø30 LED IP68 HO - HIGH OUTPUT

WATERPROOF,
WALL MOUNTED,
CEILING, SUSPENSION,
UNDERWATER,
COVE LIGHTING
ARMATURE STAGNE,
PARETE, PLAFONE,
SOSPENSIONE, SUBACQUEI,
APPOGGIO

Ø30 mm transparent polycarbonate tube (2mm thickness) with high shock resistance (IK10).
Tubo Ø30 mm in policarbonato trasparente (spessore 2mm) con elevata resistenza agli urti (IK10).

Power supply: 24V-DC
Glow-wire resistance: 850°C

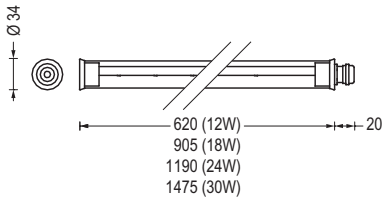

CHIARO Ø30 LED IP68 HO - single (3000K)
CHIARO Ø30 LED IP68 HO - singolo (3000K)

CE IK10 IP68

Code *Codice*	Source Power *Potenza Sorgente*	Source *Sorgente*	Output flux *Flusso uscente*	D DD 1E	L	Kg
107KL137	12W	2 LED engine	906 lm		640	0,5
107KL138	18W	3 LED engine	1358 lm		925	0,6
107KL139	24W	4 LED engine	1811 lm		1210	0,7
107KL140	30W	5 LED engine	2263 lm		1495	0,8

Photometric data reference:
Fotometria di riferimento:
107KL137

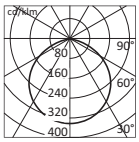

η 100%
UGR T < 22,9
UGR L < 23,7

CHIARO Ø30 LED IP68 HO - single (4000K)
CHIARO Ø30 LED IP68 HO - singolo (4000K)

CE IK10 IP68

Code *Codice*	Source Power *Potenza Sorgente*	Source *Sorgente*	Output flux *Flusso uscente*	D DD 1E	L	Kg
107KL117	12W	2 LED engine	987 lm		640	0,5
107KL118	18W	3 LED engine	1481 lm		925	0,6
107KL119	24W	4 LED engine	1974 lm		1210	0,7
107KL120	30W	5 LED engine	2468 lm		1495	0,8

Photometric data reference:
Fotometria di riferimento:
107KL117

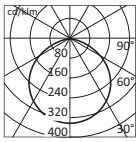

η 100%
UGR T < 23,2
UGR L < 24

Accessories included
Accessori inclusi

- LED sources
- Output cable (H07RN-F) 2x1mm² Ø5 - 10mm L=2500mm.
- Cable clamp PG11
- 316L AISI stainless steel end caps

- *Sorgenti LED*
- *Cavo in uscita (H07RN-F) 2x1mm² Ø5 - 10mm L=2500mm.*
- *Pressacavo PG11*
- *Testate di chiusura in acciaio INOX AISI 316L*

Optional accessories
Accessori opzionali

- To see page 84
- *Vedere pagina 84*

CHIARO Ø30 LED IP68 HO - HIGH OUTPUT

WATERPROOF,
WALL MOUNTED,
CEILING, SUSPENSION,
UNDERWATER,
COVE LIGHTING
ARMATURE STAGNE,
PARETE, PLAFONE,
SOSPENSIONE, SUBACQUEI,
APPGGIO

Ø30 mm transparent polycarbonate tube (2mm thickness) with high shock resistance (IK10).
Tubo Ø30 mm in policarbonato trasparente (spessore 2mm) con elevata resistenza agli urti (IK10).

Power supply: 24V-DC
Glow-wire resistance: 850°C

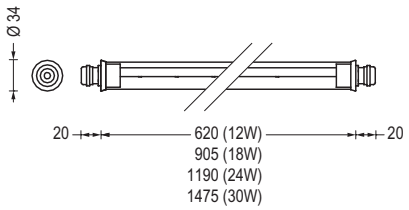

CHIARO Ø30 LED IP68 HO - continuous row (3000K)
CHIARO Ø30 LED IP68 HO - fila aggregata (3000K)

CE IK10 IP68

Code *Codice*	Source Power *Potenza Sorgente*	Source *Sorgente*	Output flux *Flusso uscente*	D DD 1E	L	Kg
107KM137	12W	2 LED engine	906 lm		660	0,5
107KM138	18W	3 LED engine	1358 lm		945	0,6
107KM139	24W	4 LED engine	1811 lm		1230	0,7
107KM140	30W	5 LED engine	2263 lm		1515	0,8

Photometric data reference:
Fotometria di riferimento:
107KM137

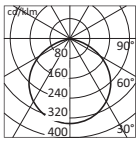

η 100%
UGR T < 22,9
UGR L < 23,7

CHIARO Ø30 LED IP68 HO - continuous row (4000K)
CHIARO Ø30 LED IP68 HO - fila aggregata (4000K)

CE IK10 IP68

Code *Codice*	Source Power *Potenza Sorgente*	Source *Sorgente*	Output flux *Flusso uscente*	D DD 1E	L	Kg
107KM117	12W	2 LED engine	987 lm		660	0,5
107KM118	18W	3 LED engine	1481 lm		945	0,6
107KM119	24W	4 LED engine	1974 lm		1230	0,7
107KM120	30W	5 LED engine	2468 lm		1515	0,8

Photometric data reference:
Fotometria di riferimento:
107KM117

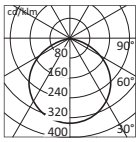

η 100%
UGR T < 23,2
UGR L < 24

Accessories included
Accessori inclusi

- LED sources
- 2 output cables (H07RN-F) 2x1mm² Ø5 - 10mm L=2500mm.
- 2 cable clamps PG11
- Internal through wiring
- 316L AISI stainless steel end caps

- *Sorgenti LED*
- *2 cavi in uscita (H07RN-F) 2x1mm² Ø5 - 10mm L=2500mm.*
- *2 pressacavi PG11*
- *Cablaggio passante interno*
- *Testate di chiusura in acciaio INOX AISI 316L*

Optional accessories
Accessori opzionali

- To see page 84
- *Vedere pagina 84*

Optional accessoires
Accessori opzionali

Driver: IP20 Electronic
Driver: Elettronici IP20

MEC6105
35W IP20 Indipendent Electronic Remote Driver.
Driver Indipendente Elettronico IP20 35W.

MEC6106
60W IP20 Indipendent Electronic Remote Driver.
Driver Indipendente Elettronico IP20 60W.

MEC6107
100W IP20 Indipendent Electronic Remote Driver.
Driver Indipendente Elettronico IP20 100W.

MEC6108
150W IP20 Indipendent Electronic Remote Driver.
Driver Indipendente Elettronico IP20 150W.

Driver: IP67 Electronic
Driver: Elettronici IP67

MEC6101
60W IP67 Electronic Remote Driver.
Driver Elettronico IP67 60W.

MEC6102
80W IP67 Electronic Remote Driver.
Driver Elettronico IP67 80W.

MEC6103
100W IP67 Electronic Remote Driver.
Driver Elettronico IP67 100W.

MEC6104
120W IP67 Electronic Remote Driver.
Driver Elettronico IP67 120W.

Driver: IP20 Dimming DALI
Driver: Dimmerabili DALI IP20

MEC6271
20W IP20 Indipendent Electronic DALI Dimmable Driver.
Driver Indipendente Elettronico Dimmerabile DALI IP20 20W.

MEC6272
100W IP20 Indipendent Electronic DALI Dimmable Driver.
Driver Indipendente Elettronico Dimmerabile DALI IP20 100W.

Driver: IP67 Dimming DALI
Driver: Dimmerabili DALI IP67

D64/D100D-02
Electronic power supply IP65 100W Dimm DALI Vin=230-264V-AC Vout=24V.
Alimentatore elettronico IP65 100W Dimm DALI Vin=230-264V-AC Vout=24V.

Electrical
Elettrico

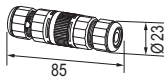

MEC6095
2 poles connector IP68.
Connettore IP68 2 poli.

MEC6100
4 poles connector IP68.
Connettore IP68 4 poli.

UCI Cinemas - Oriocenter - Italy - Customer: UCI Cinemas International - Architect: DW9 Arch. Benjamin Feldtkeller
General Contractor Finiture: EM Soluzioni Srl - Project Management and Planning: J&A Consultants Srl

Optional accessoires
Accessori opzionali

All installation kits include 316L AISI STAINLESS STEEL collars, which can be applied flexibly along the entire length of the tube.
Tutti i kit di installazione prevedono collarini in acciaio INOX AISI 316L applicabili con flessibilità su tutta la lunghezza del tubo.

Mounting
Montaggio

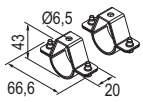

MEC6089

Pair of 316L AISI stainless steel brackets for ceiling/wall/floor installation (not walk-over).

Coppia di staffe in acciaio INOX AISI 316L per fissaggio a plafone/parete/terra (non calpestabile).

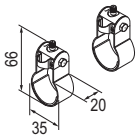

MEC6090

Pair of 316L AISI stainless steel brackets for suspension installation with fine adjusters, L=2000mm steel cables and ceiling roses.

Coppia di staffe in acciaio INOX AISI 316L per fissaggio a sospensione con regolatori millimetrici, funi di acciaio L=2000mm e rosone ad ogiva metallico nichelato.

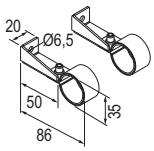

MEC6098

Pair of 316L AISI stainless steel brackets for distanced installation 50mm from ceiling/wall.

Coppia di staffe in acciaio INOX AISI 316L per fissaggio distanziata 50mm da plafone/parete.

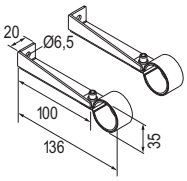

MEC6099

Pair of 316L AISI stainless steel brackets for distanced installation 100mm from ceiling/wall.

Coppia di staffe in acciaio INOX AISI 316L per fissaggio distanziata 100mm da plafone/parete.

Benoil SA New building - Mendrisio - Switzerland - Architect: Studio Sangiorgio Marco SA - Electric Project: P&P Studio Elettrotecnico Sagl

CHIARO Ø60

WALL MOUNTED
PARETE

CEILING
PLAFONE

SUSPENSION
SOSPENSIONE

LED

IP44

High Efficiency

- Single *Singolo* → 3000K, 4000K
- Continuous Row *Fila Aggregata* → 3000K, 4000K

IP54

High Efficiency

- Single *Singolo* → 3000K, 4000K
- Continuous Row *Fila Aggregata* → 3000K, 4000K

High Output

- Single *Singolo* → 3000K, 4000K
- Continuous Row *Fila Aggregata* → 3000K, 4000K

IP66

High Efficiency

- Single *Singolo* → 3000K, 4000K
- Continuous Row *Fila Aggregata* → 3000K, 4000K

High Output

- Single *Singolo* → 3000K, 4000K
- Continuous Row *Fila Aggregata* → 3000K, 4000K

Chiaro Ø60 LED
Complete with Mid-power LED light sources.
completo di sorgenti Mid-power LED.

Chiaro Ø60 LED is supplied with output 5x1.5mm² cables (ELDD) (H07RN-F) or 3x1.5mm² (EL), L=2500mm.
Chiaro Ø60 LED è fornito *con cavi in uscita 5x1,5mm² (ELDD) (H07RN-F) o 3x1,5mm² (EL), L=2500mm.*

IP44
Protected against entry of objects larger than Ø1mm and splashing water from all directions.
Protetto contro gli oggetti più larghi di Ø1mm e contro gli spruzzi d'acqua in tutte le direzioni.

IP54
Protected against dust penetration and splashing water from all directions.
Protetto contro la polvere e contro gli spruzzi d'acqua in tutte le direzioni.

IP66
Totally protected against dust penetration and water-proof on ships' decks.
Totalmente protetto contro la polvere e contro gli effetti diretti assimilabili alle ondate.

Versions for installation in Chiaro Ø60 single is supplied with cable clap PG13.5 and with an output cable. Version for continous row installation are equipped with double output cable and internal through wiring 5x1.5mm².
Chiaro Ø60 singolo è fornito con pressacavo PG13,5 e con cavo in uscita. Le versioni per istallazione in fila aggregata sono dotate di doppio pressacavo PG13,5 doppio cavo in uscita e di cablaggio passante interno 5x1,5mm².

3000K CRI>80
4000K CRI>80

50.000h L80B10 (Ta=25°C)

PHOTOMETRIC DATA / *DATI FOTOMETRICI*

CHIARO Ø60 is characterised by its transparent polycarbonate tube with co-extruded opaline section. Positioning the sources in the transparent part of the tube makes full use of the emitted flux. Positioning the sources in the opaline part of the tube creates a perfectly uniform light though the entire length of the tube.

CHIARO Ø60 è caratterizzato da un tubo in policarbonato trasparente con porzione coestrusa opalina. Posizionando le sorgenti verso la parte trasparente del tubo si sfrutta al massimo il flusso emesso. Posizionando le sorgenti verso la parte opalina si ottiene una luminosità perfettamente omogenea per tutta la lunghezza.

Source in the transparent part of the tube.
Sorgente verso la parte trasparente del tubo.

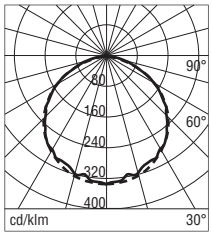

CHIARO Ø60 LED - Trasp.
37W 4000K
LOR 100%
ULOR 1%
DLOR 99%

Source in the opaline part.
Sorgente verso la parte opalina.

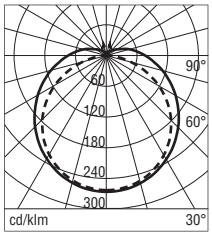

CHIARO Ø60 LED - Opal
37W 4000K
LOR 100%
ULOR 11%
DLOR 89%

CONFIGURATIONS / *CONFIGURAZIONI*

CHIARO Ø60
single / *singolo*

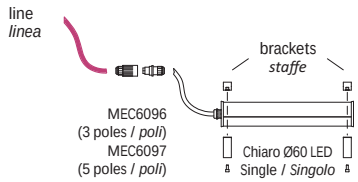

NOT INCLUDED
NON INCLUSO

CHIARO Ø60
continuous row / *fila aggregata*

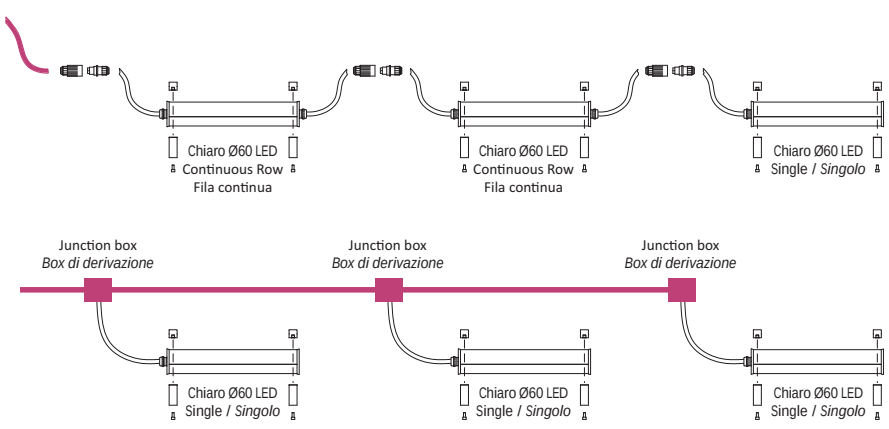

CHIARO Ø60 LED IP44 HE - HIGH EFFICIENCY

WALL MOUNTED,
CEILING, SUSPENSION
PARETE, PLAFONE, SOSPENSIONE

Ø60mm co-extruded polycarbonate tube (3mm thickness) with high shock resistance (IK10). Equipped with a transparent portion and an opal, allows the selection of the type of issue being installed.
Tubo Ø60mm in policarbonato coestruso (spessore 3mm) con elevata resistenza agli urti (IK10). Dotato di una porzione trasparente e di una opalina, permette la scelta del tipo di emissione in fase di installazione.

Power supply: 220-240V - 50-60Hz
Glow-wire resistance: 850°C

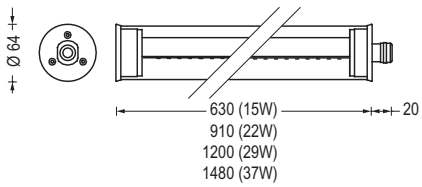

CHIARO Ø60 LED IP44 HE - single (3000K)
CHIARO Ø60 LED IP44 HE - singolo (3000K)

CE IK10 IP44

Code *Codice*	System Power *Potenza Sistema*	Source *Sorgente*	Output flux *Flusso uscente*	D	DD	1E	L	Kg
T107PF313	15W	2 LED engine	1510 lm	•			650	1,5
T107PF314	22W	3 LED engine	2265 lm	•			930	1,8
T107PF315	29W	4 LED engine	3020 lm	•		•	1220	2,5
T107PF316	37W	5 LED engine	3774 lm	•		•	1500	2,8

Photometric data reference:
Fotometria di riferimento:
T107PF313

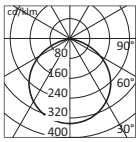

Transparent
η 100%
UGR T < 21,4
UGR L < 22,6

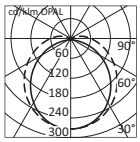

Opal
η 100%
UGR T < 21,3
UGR L < 19,7

CHIARO Ø60 LED IP44 HE - single (4000K)
CHIARO Ø60 LED IP44 HE - singolo (4000K)

CE IK10 IP44

Code *Codice*	System Power *Potenza Sistema*	Source *Sorgente*	Output flux *Flusso uscente*	D	DD	1E	L	Kg
T107PF301	15W	2 LED engine	1592 lm	•			650	1,5
T107PF302	22W	3 LED engine	2387 lm	•			930	1,8
T107PF303	29W	4 LED engine	3183 lm	•		•	1220	2,5
T107PF304	37W	5 LED engine	3978 lm	•		•	1500	2,8

Photometric data reference:
Fotometria di riferimento:
T107PF301

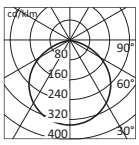

Transparent
η 100%
UGR T < 21,6
UGR L < 22,7

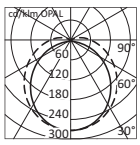

Opal
η 100%
UGR T < 21,5
UGR L < 19,9

Accessories included
Accessori inclusi

- LED sources
- Output cable (H07RN-F) 3x1,5mm² (T) - 5x1,5mm² (DD-1ET) L=2500mm.
- Cable clamp PG13,5
- End caps

- *Sorgenti LED*
- *Cavo in uscita (H07RN-F) 3x1,5mm² (T) - 5x1,5mm² (DD-1ET) L=2500mm.*
- *Pressacavo PG13,5*
- *Testate di chiusura*

Optional accessories
Accessori opzionali

- To see page 98
- *Vedere pagina 98*

CHIARO Ø60 LED IP44 HE - HIGH EFFICIENCY

WALL MOUNTED,
CEILING, SUSPENSION
PARETE, PLAFONE, SOSPENSIONE

Ø60mm co-extruded polycarbonate tube (3mm thickness) with high shock resistance (IK10). Equipped with a transparent portion and an opal, allows the selection of the type of issue being installed.
Tubo Ø60mm in policarbonato coestruso (spessore 3mm) con elevata resistenza agli urti (IK10). Dotato di una porzione trasparente e di una opalina, permette la scelta del tipo di emissione in fase di installazione.

Power supply: 220-240V - 50-60Hz
Glow-wire resistance: 850°C

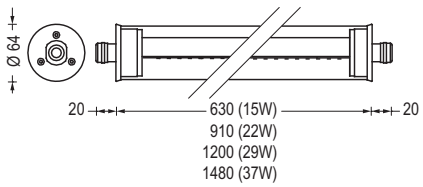

CHIARO Ø60 LED IP44 HE - continuous row (3000K)
CHIARO Ø60 LED IP44 HE - fila aggregata (3000K)

CE IK10 IP44

Code *Codice*	System Power *Potenza Sistema*	Source *Sorgente*	Output flux *Flusso uscente*	D	DD	1E	L	Kg
T107PP313	15W	2 LED engine	1510 lm	•			670	1,5
T107PP314	22W	3 LED engine	2265 lm	•			950	1,8
T107PP315	29W	4 LED engine	3020 lm	•		•	1240	2,5
T107PP316	37W	5 LED engine	3774 lm	•		•	1520	2,8

Photometric data reference:
Fotometria di riferimento:
T107PP313

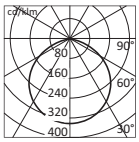

Transparent
η 100%
UGR T < 21,4
UGR L < 22,6

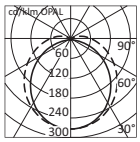

Opal
η 100%
UGR T < 21,3
UGR L < 19,7

CHIARO Ø60 LED IP44 HE - continuous row (4000K)
CHIARO Ø60 LED IP44 HE - fila aggregata (4000K)

CE IK10 IP44

Code *Codice*	System Power *Potenza Sistema*	Source *Sorgente*	Output flux *Flusso uscente*	D	DD	1E	L	Kg
T107PP301	15W	2 LED engine	1592 lm	•			670	1,5
T107PP302	22W	3 LED engine	2387 lm	•			950	1,8
T107PP303	29W	4 LED engine	3183 lm	•		•	1240	2,5
T107PP304	37W	5 LED engine	3978 lm	•		•	1520	2,8

Photometric data reference:
Fotometria di riferimento:
T107PP301

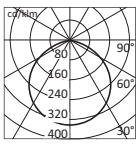

Transparent
η 100%
UGR T < 21,6
UGR L < 22,7

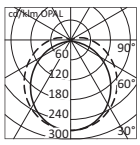

Opal
η 100%
UGR T < 21,5
UGR L < 19,9

Accessories included
Accessori inclusi

- LED sources
- 2 output cables (H07RN-F) 3x1,5mm² (T) - 5x1,5mm² (DD-1ET) L=2500mm.
- 2 cable clamps PG13,5
- Internal through wiring
- End caps

- *Sorgenti LED*
- *2 cavi in uscita (H07RN-F) 3x1,5mm² (T) - 5x1,5mm² (DD-1ET) L=2500mm.*
- *2 pressacavi PG13,5*
- *Cablaggio passante interno*
- *Testate di chiusura*

Optional accessories
Accessori opzionali

- To see page 98
- *Vedere pagina 98*

CHIARO Ø60 LED IP54 HE - HIGH EFFICIENCY

WALL MOUNTED,
CEILING, SUSPENSION
PARETE, PLAFONE,
SOSPENSIONE

Ø60mm co-extruded polycarbonate tube (3mm thickness) with high shock resistance (IK10). Equipped with a transparent portion and an opal, allows the selection of the type of issue being installed.
Tubo Ø60mm in policarbonato coestruso (spessore 3mm) con elevata resistenza agli urti (IK10). Dotato di una porzione trasparente e di una opalina, permette la scelta del tipo di emissione in fase di installazione.

Power supply: 220-240V - 50-60Hz
Glow-wire resistance: 850°C

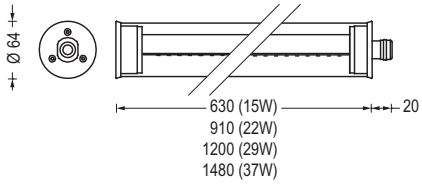

CHIARO Ø60 LED IP54 HE - single (3000K)
CHIARO Ø60 LED IP54 HE - singolo (3000K)

CE IK10 IP54

Code *Codice*	System Power *Potenza Sistema*	Source *Sorgente*	Output flux *Flusso uscente*	D	DD	1E	L	Kg
T107PL313	15W	2 LED engine	1510 lm	•			650	1,5
T107PL314	22W	3 LED engine	2265 lm	•			930	1,8
T107PL315	29W	4 LED engine	3020 lm	•		•	1220	2,5
T107PL316	37W	5 LED engine	3774 lm	•		•	1500	2,8

Photometric data reference:
Fotometria di riferimento:
T107PL313

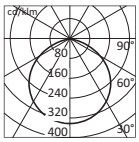

Transparent
η 100%
UGR T < 21,4
UGR L < 22,6

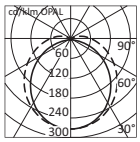

Opal
η 100%
UGR T < 21,3
UGR L < 19,7

CHIARO Ø60 LED IP54 HE - single (4000K)
CHIARO Ø60 LED IP54 HE - singolo (4000K)

CE IK10 IP54

Code *Codice*	System Power *Potenza Sistema*	Source *Sorgente*	Output flux *Flusso uscente*	D	DD	1E	L	Kg
T107PL301	15W	2 LED engine	1592 lm	•			650	1,5
T107PL302	22W	3 LED engine	2387 lm	•			930	1,8
T107PL303	29W	4 LED engine	3183 lm	•		•	1220	2,5
T107PL304	37W	5 LED engine	3978 lm	•		•	1500	2,8

Photometric data reference:
Fotometria di riferimento:
T107PL301

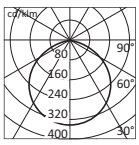

Transparent
η 100%
UGR T < 21,6
UGR L < 22,7

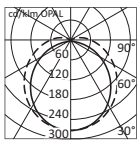

Opal
η 100%
UGR T < 21,5
UGR L < 19,9

Accessories included
Accessori inclusi

- LED sources
- Output cable (H07RN-F) 3x1,5mm² (T) - 5x1,5mm² (DD-1ET) L=2500mm.
- Cable clamp PG13,5
- 304 AISI stainless steel end caps

- *Sorgenti LED*
- *Cavo in uscita (H07RN-F) 3x1,5mm² (T) - 5x1,5mm² (DD-1ET) L=2500mm.*
- *Pressacavo PG13,5*
- *Testate di chiusura in acciaio INOX AISI 304*

Optional accessories
Accessori opzionali

- To see page 98
- *Vedere pagina 98*

CHIARO Ø60 LED IP54 HE - HIGH EFFICIENCY

WALL MOUNTED,
CEILING, SUSPENSION
PARETE, PLAFONE,
SOSPENSIONE

Ø60mm co-extruded polycarbonate tube (3mm thickness) with high shock resistance (IK10). Equipped with a transparent portion and an opal, allows the selection of the type of issue being installed.
Tubo Ø60mm in policarbonato coestruso (spessore 3mm) con elevata resistenza agli urti (IK10). Dotato di una porzione trasparente e di una opalina, permette la scelta del tipo di emissione in fase di installazione.

Power supply: 220-240V - 50-60Hz
Glow-wire resistance: 850°C

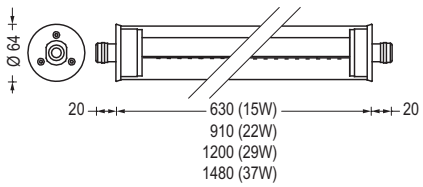

CHIARO Ø60 LED IP54 HE - continuous row (3000K)
CHIARO Ø60 LED IP54 HE - fila aggregata (3000K)

CE IK10 IP54

Code *Codice*	System Power *Potenza Sistema*	Source *Sorgente*	Output flux *Flusso uscente*	D	DD	1E	L	Kg
T107PM313	15W	2 LED engine	1510 lm	•			670	1,5
T107PM314	22W	3 LED engine	2265 lm	•			950	1,8
T107PM315	29W	4 LED engine	3020 lm	•		•	1240	2,5
T107PM316	37W	5 LED engine	3774 lm	•		•	1520	2,8

Photometric data reference:
Fotometria di riferimento:
T107PM313

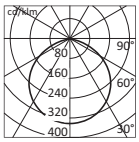

Transparent
η 100%
UGR T < 21,4
UGR L < 22,6

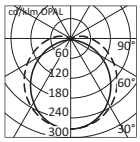

Opal
η 100%
UGR T < 21,3
UGR L < 19,7

CHIARO Ø60 LED IP54 HE - continuous row (4000K)
CHIARO Ø60 LED IP54 HE - fila aggregata (4000K)

CE IK10 IP54

Code *Codice*	System Power *Potenza Sistema*	Source *Sorgente*	Output flux *Flusso uscente*	D	DD	1E	L	Kg
T107PM301	15W	2 LED engine	1592 lm	•			670	1,5
T107PM302	22W	3 LED engine	2387 lm	•			950	1,8
T107PM303	29W	4 LED engine	3183 lm	•		•	1240	2,5
T107PM304	37W	5 LED engine	3978 lm	•		•	1520	2,8

Photometric data reference:
Fotometria di riferimento:
T107PM301

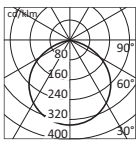

Transparent
η 100%
UGR T < 21,6
UGR L < 22,7

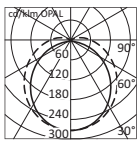

Opal
η 100%
UGR T < 21,5
UGR L < 19,9

Accessories included
Accessori inclusi

- LED sources
- 2 output cables (H07RN-F) 3x1,5mm² (T) - 5x1,5mm² (DD-1ET) L=2500mm.
- 2 cable clamps PG13,5
- Internal through wiring
- 304 AISI stainless steel end caps

- *Sorgenti LED*
- *2 cavi in uscita (H07RN-F) 3x1,5mm² (T) - 5x1,5mm² (DD-1ET) L=2500mm.*
- *2 pressacavi PG13,5*
- *Cablaggio passante interno*
- *Testate di chiusura in acciaio INOX AISI 304*

Optional accessories
Accessori opzionali

- To see page 98
- *Vedere pagina 98*

CHIARO Ø60 LED IP54 HO - HIGH OUTPUT

WALL MOUNTED,
CEILING, SUSPENSION
PARETE, PLAFONE, SOSPENSIONE

Ø60mm co-extruded polycarbonate tube (3mm thickness) with high shock resistance (IK10). Equipped with a transparent portion and an opal, allows the selection of the type of issue being installed.
Tubo Ø60mm in policarbonato coestruso (spessore 3mm) con elevata resistenza agli urti (IK10). Dotato di una porzione trasparente e di una opalina, permette la scelta del tipo di emissione in fase di installazione.

Power supply: 220-240V - 50-60Hz
Glow-wire resistance: 850°C

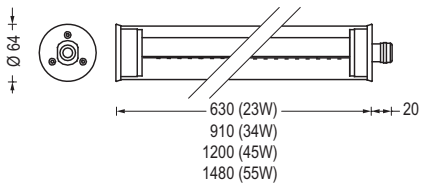

CHIARO Ø60 LED IP54 HO - single (3000K)
CHIARO Ø60 LED IP54 HO - singolo (3000K)

CE IK10 IP54

Code *Codice*	System Power *Potenza Sistema*	Source *Sorgente*	Output flux *Flusso uscente*	D	DD	1E	L	Kg
T107PL317	23W	2 LED engine	2159 lm	•			650	1,5
T107PL318	34W	3 LED engine	3239 lm	•			930	1,8
T107PL319	45W	4 LED engine	4318 lm	•		•	1220	2,5
T107PL320	55W	5 LED engine	5398 lm	•		•	1500	2,8

Photometric data reference:
Fotometria di riferimento:
T107PL317

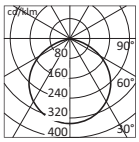

Transparent
η 100%
UGR T < 22,5
UGR L < 23,7

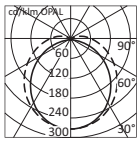

Opal
η 100%
UGR T < 24,1
UGR L < 22,5

CHIARO Ø60 LED IP54 HO - single (4000K)
CHIARO Ø60 LED IP54 HO - singolo (4000K)

CE IK10 IP54

Code *Codice*	System Power *Potenza Sistema*	Source *Sorgente*	Output flux *Flusso uscente*	D	DD	1E	L	Kg
T107PL305	23W	2 LED engine	2244 lm	•			650	1,5
T107PL306	34W	3 LED engine	3366 lm	•			930	1,8
T107PL307	45W	4 LED engine	4488 lm	•		•	1220	2,5
T107PL308	55W	5 LED engine	5610 lm	•		•	1500	2,8

Photometric data reference:
Fotometria di riferimento:
T107PL305

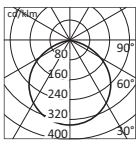

Transparent
η 100%
UGR T < 22,7
UGR L < 23,8

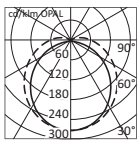

Opal
η 100%
UGR T < 24,2
UGR L < 22,6

Accessories included
Accessori inclusi

- LED sources
- Output cable (H07RN-F) 3x1,5mm² (T) - 5x1,5mm² (DD-1ET) L=2500mm.
- Cable clamp PG13,5
- 304 AISI stainless steel end caps

- *Sorgenti LED*
- *Cavo in uscita (H07RN-F) 3x1,5mm² (T) - 5x1,5mm² (DD-1ET) L=2500mm.*
- *Pressacavo PG13,5*
- *Testate di chiusura in acciaio INOX AISI 304*

Optional accessories
Accessori opzionali

- To see page 98
- *Vedere pagina 98*

CHIARO Ø60 LED IP54 HO - HIGH OUTPUT

WALL MOUNTED,
CEILING, SUSPENSION
PARETE, PLAFONE,
SOSPENSIONE

Ø60mm co-extruded polycarbonate tube (3mm thickness) with high shock resistance (IK10). Equipped with a transparent portion and an opal, allows the selection of the type of issue being installed.
Tubo Ø60mm in policarbonato coestruso (spessore 3mm) con elevata resistenza agli urti (IK10). Dotato di una porzione trasparente e di una opalina, permette la scelta del tipo di emissione in fase di installazione.

Power supply: 220-240V - 50-60Hz
Glow-wire resistance: 850°C

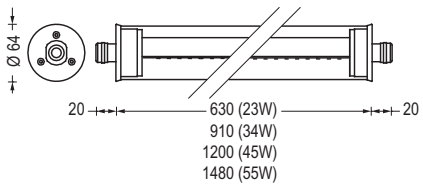

CHIARO Ø60 LED IP54 HO - continuous row (3000K)
CHIARO Ø60 LED IP54 HO - fila aggregata (3000K)

CE IK10 IP54

Code *Codice*	System Power *Potenza Sistema*	Source *Sorgente*	Output flux *Flusso uscente*	D	DD	1E	L	Kg
T107PM317	23W	2 LED engine	2159 lm	•			670	1,5
T107PM318	34W	3 LED engine	3239 lm	•			950	1,8
T107PM319	45W	4 LED engine	4318 lm	•		•	1240	2,5
T107PM320	55W	5 LED engine	5398 lm	•		•	1520	2,8

Photometric data reference:
Fotometria di riferimento:
T107PM317

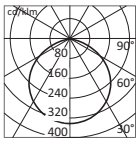

Transparent
η 100%
UGR T < 22,5
UGR L < 23,7

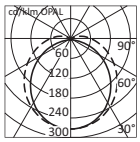

Opal
η 100%
UGR T < 24,1
UGR L < 22,5

CHIARO Ø60 LED IP54 HO - continuous row (4000K)
CHIARO Ø60 LED IP54 HO - fila aggregata (4000K)

CE IK10 IP54

Code *Codice*	System Power *Potenza Sistema*	Source *Sorgente*	Output flux *Flusso uscente*	D	DD	1E	L	Kg
T107PM305	23W	2 LED engine	2244 lm	•			670	1,5
T107PM306	34W	3 LED engine	3366 lm	•			950	1,8
T107PM307	45W	4 LED engine	4488 lm	•		•	1240	2,5
T107PM308	55W	5 LED engine	5610 lm	•		•	1520	2,8

Photometric data reference:
Fotometria di riferimento:
T107PM305

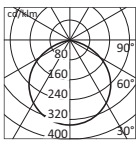

Transparent
η 100%
UGR T < 22,7
UGR L < 23,8

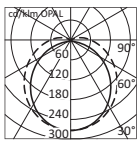

Opal
η 100%
UGR T < 24,2
UGR L < 22,6

Accessories included
Accessori inclusi

- LED sources
- 2 output cables (H07RN-F) 3x1,5mm² (T) - 5x1,5mm² (DD-1ET) L=2500mm.
- 2 cable clamps PG13,5
- Internal through wiring
- 304 AISI stainless steel end caps

- *Sorgenti LED*
- *2 cavi in uscita (H07RN-F) 3x1,5mm² (T) - 5x1,5mm² (DD-1ET) L=2500mm.*
- *2 pressacavi PG13,5*
- *Cablaggio passante interno*
- *Testate di chiusura in acciaio INOX AISI 304*

Optional accessories
Accessori opzionali

- To see page 98
- *Vedere pagina 98*

CHIARO Ø60 LED IP66 HE - HIGH EFFICIENCY

WATERPROOF,
WALL MOUNTED,
CEILING, SUSPENSION
ARMATURE STAGNE,
PARETE, PLAFONE,
SOSPENSIONE

Ø60mm co-extruded polycarbonate tube (3mm thickness) with high shock resistance (IK10). Equipped with a transparent portion and an opal, allows the selection of the type of issue being installed.
Tubo Ø60mm in policarbonato coestruso (spessore 3mm) con elevata resistenza agli urti (IK10). Dotato di una porzione trasparente e di una opalina, permette la scelta del tipo di emissione in fase di installazione.

Power supply: 220-240V - 50-60Hz
Glow-wire resistance: 850°C

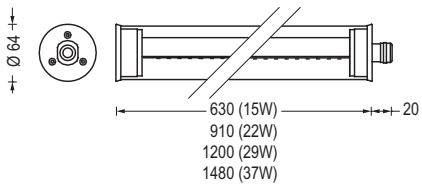

CHIARO Ø60 LED IP66 HE - single (3000K)
CHIARO Ø60 LED IP66 HE - singolo (3000K)

CE IK10 IP66

Code *Codice*	System Power *Potenza Sistema*	Source *Sorgente*	Output flux *Flusso uscente*	D	DD	1E	L	Kg
T107KL313	15W	2 LED engine	1510 lm	•			650	1,5
T107KL314	22W	3 LED engine	2265 lm	•			930	1,8
T107KL315	29W	4 LED engine	3020 lm	•		•	1220	2,5
T107KL316	37W	5 LED engine	3774 lm	•		•	1500	2,8

Photometric data reference:
Fotometria di riferimento:
T107KL313

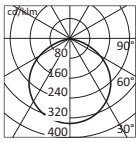

Transparent
η 100%
UGR T < 21,4
UGR L < 22,6

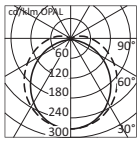

Opal
η 100%
UGR T < 21,3
UGR L < 19,7

CHIARO Ø60 LED IP66 HE - single (4000K)
CHIARO Ø60 LED IP66 HE - singolo (4000K)

CE IK10 IP66

Code *Codice*	System Power *Potenza Sistema*	Source *Sorgente*	Output flux *Flusso uscente*	D	DD	1E	L	Kg
T107KL301	15W	2 LED engine	1592 lm	•			650	1,5
T107KL302	22W	3 LED engine	2387 lm	•			930	1,8
T107KL303	29W	4 LED engine	3183 lm	•		•	1220	2,5
T107KL304	37W	5 LED engine	3978 lm	•		•	1500	2,8

Photometric data reference:
Fotometria di riferimento:
T107KL301

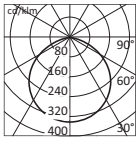

Transparent
η 100%
UGR T < 21,6
UGR L < 22,7

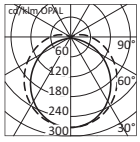

Opal
η 100%
UGR T < 21,5
UGR L < 19,9

Accessories included
Accessori inclusi

- LED sources
- Output cable (H07RN-F) 3x1,5mm² (T) - 5x1,5mm² (DD-1ET) L=2500mm.
- Cable clamp PG13,5
- 304 AISI stainless steel end caps

- *Sorgenti LED*
- *Cavo in uscita (H07RN-F) 3x1,5mm² (T) - 5x1,5mm² (DD-1ET) L=2500mm.*
- *Pressacavo PG13,5*
- *Testate di chiusura in acciaio INOX AISI 304*

Optional accessories
Accessori opzionali

- To see page 98
- *Vedere pagina 98*

CHIARO Ø60 LED IP66 HE - HIGH EFFICIENCY

WATERPROOF,
WALL MOUNTED,
CEILING, SUSPENSION
ARMATURE STAGNE,
PARETE, PLAFONE,
SOSPENSIONE

Ø60mm co-extruded polycarbonate tube (3mm thickness) with high shock resistance (IK10). Equipped with a transparent portion and an opal, allows the selection of the type of issue being installed.
Tubo Ø60mm in policarbonato coestruso (spessore 3mm) con elevata resistenza agli urti (IK10). Dotato di una porzione trasparente e di una opalina, permette la scelta del tipo di emissione in fase di installazione.

Power supply: 220-240V - 50-60Hz
Glow-wire resistance: 850°C

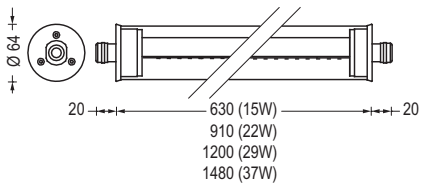

CHIARO Ø60 LED IP66 HE - continuous row (3000K)
CHIARO Ø60 LED IP66 HE - fila aggregata (3000K)

CE IK10 IP66

Code *Codice*	System Power *Potenza Sistema*	Source *Sorgente*	Output flux *Flusso uscente*	D	DD	1E	L	Kg
T107KM313	15W	2 LED engine	1510 lm	•			670	1,5
T107KM314	22W	3 LED engine	2265 lm	•			950	1,8
T107KM315	29W	4 LED engine	3020 lm	•		•	1240	2,5
T107KM316	37W	5 LED engine	3774 lm	•		•	1520	2,8

Photometric data reference:
Fotometria di riferimento:
T107KM313

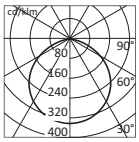

Transparent
η 100%
UGR T < 21,4
UGR L < 22,6

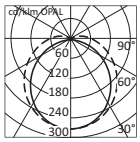

Opal
η 100%
UGR T < 21,3
UGR L < 19,7

CHIARO Ø60 LED IP66 HE - continuous row (4000K)
CHIARO Ø60 LED IP66 HE - fila aggregata (4000K)

CE IK10 IP66

Code *Codice*	System Power *Potenza Sistema*	Source *Sorgente*	Output flux *Flusso uscente*	D	DD	1E	L	Kg
T107KM301	15W	2 LED engine	1592 lm	•			670	1,5
T107KM302	22W	3 LED engine	2387 lm	•			950	1,8
T107KM303	29W	4 LED engine	3183 lm	•		•	1240	2,5
T107KM304	37W	5 LED engine	3978 lm	•		•	1520	2,8

Photometric data reference:
Fotometria di riferimento:
T107KM301

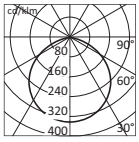

Transparent
η 100%
UGR T < 21,6
UGR L < 22,7

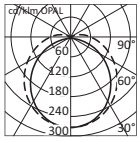

Opal
η 100%
UGR T < 21,5
UGR L < 19,9

Accessories included
Accessori inclusi

- LED sources
- 2 output cables (H07RN-F) 3x1,5mm² (T) - 5x1,5mm² (DD-1ET) L=2500mm.
- 2 cable clamps PG13,5
- Internal through wiring
- 304 AISI stainless steel end caps

- *Sorgenti LED*
- *2 cavi in uscita (H07RN-F) 3x1,5mm² (T) - 5x1,5mm² (DD-1ET) L=2500mm.*
- *2 pressacavi PG13,5*
- *Cablaggio passante interno*
- *Testate di chiusura in acciaio INOX AISI 304*

Optional accessories
Accessori opzionali

- To see page 98
- *Vedere pagina 98*

CHIARO Ø60 LED IP66 HO - HIGH OUTPUT

WALL MOUNTED,
CEILING, SUSPENSION
PARETE, PLAFONE, SOSPENSIONE

Ø60mm co-extruded polycarbonate tube (3mm thickness) with high shock resistance (IK10). Equipped with a transparent portion and an opal, allows the selection of the type of issue being installed.
Tubo Ø60mm in policarbonato coestruso (spessore 3mm) con elevata resistenza agli urti (IK10). Dotato di una porzione trasparente e di una opalina, permette la scelta del tipo di emissione in fase di installazione.

Power supply: 220-240V - 50-60Hz
Glow-wire resistance: 850°C

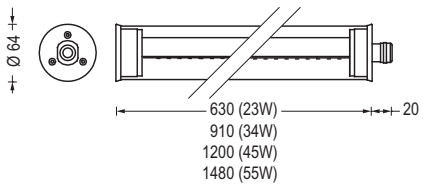

CHIARO Ø60 LED IP66 HO - single (3000K)
CHIARO Ø60 LED IP66 HO - singolo (3000K)

CE IK10 IP66

Code *Codice*	System Power *Potenza Sistema*	Source *Sorgente*	Output flux *Flusso uscente*	D	DD	1E	L	Kg
T107KL317	23W	2 LED engine	2159 lm	•			650	1,5
T107KL318	34W	3 LED engine	3239 lm	•			930	1,8
T107KL319	45W	4 LED engine	4318 lm	•		•	1220	2,5
T107KL320	55W	5 LED engine	5398 lm	•		•	1500	2,8

Photometric data reference:
Fotometria di riferimento:
T107KL317

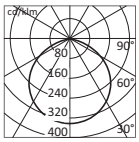

Transparent
η 100%
UGR T < 22,5
UGR L < 23,7

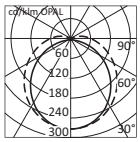

Opal
η 100%
UGR T < 24,1
UGR L < 22,5

CHIARO Ø60 LED IP66 HO - single (4000K)
CHIARO Ø60 LED IP66 HO - singolo (4000K)

CE IK10 IP66

Code *Codice*	System Power *Potenza Sistema*	Source *Sorgente*	Output flux *Flusso uscente*	D	DD	1E	L	Kg
T107KL305	23W	2 LED engine	2244 lm	•			650	1,5
T107KL306	34W	3 LED engine	3366 lm	•			930	1,8
T107KL307	45W	4 LED engine	4488 lm	•		•	1220	2,5
T107KL308	55W	5 LED engine	5610 lm	•		•	1500	2,8

Photometric data reference:
Fotometria di riferimento:
T107KL305

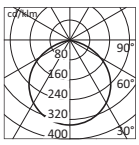

Transparent
η 100%
UGR T < 22,7
UGR L < 23,8

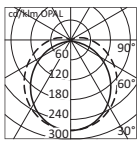

Opal
η 100%
UGR T < 24,2
UGR L < 22,6

Accessories included
Accessori inclusi

- LED sources
- Output cable (H07RN-F) 3x1,5mm² (T) - 5x1,5mm² (DD-1ET) L=2500mm.
- Cable clamp PG13,5
- 304 AISI stainless steel end caps

- *Sorgenti LED*
- *Cavo in uscita (H07RN-F) 3x1,5mm² (T) - 5x1,5mm² (DD-1ET) L=2500mm.*
- *Pressacavo PG13,5*
- *Testate di chiusura in acciaio INOX AISI 304*

Optional accessories
Accessori opzionali

- To see page 98
- *Vedere pagina 98*

CHIARO Ø60 LED IP66 HO - HIGH OUTPUT

WALL MOUNTED,
CEILING, SUSPENSION
PARETE, PLAFONE,
SOSPENSIONE

Ø60mm co-extruded polycarbonate tube (3mm thickness) with high shock resistance (IK10). Equipped with a transparent portion and an opal, allows the selection of the type of issue being installed.
Tubo Ø60mm in policarbonato coestruso (spessore 3mm) con elevata resistenza agli urti (IK10). Dotato di una porzione trasparente e di una opalina, permette la scelta del tipo di emissione in fase di installazione.

Power supply: 220-240V - 50-60Hz
Glow-wire resistance: 850°C

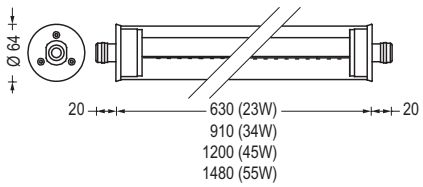

CHIARO Ø60 LED IP66 HO - continuous row (3000K)
CHIARO Ø60 LED IP66 HO - fila aggregata (3000K)

CE IK10 IP66

Code *Codice*	System Power *Potenza Sistema*	Source *Sorgente*	Output flux *Flusso uscente*	D	DD	1E	L	Kg
T107KM317	23W	2 LED engine	2159 lm	•			670	1,5
T107KM318	34W	3 LED engine	3239 lm	•			950	1,8
T107KM319	45W	4 LED engine	4318 lm	•		•	1240	2,5
T107KM320	55W	5 LED engine	5398 lm	•		•	1520	2,8

Photometric data reference:
Fotometria di riferimento:
T107KM317

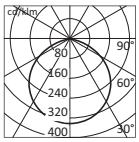

Transparent
η 100%
UGR T < 22,5
UGR L < 23,7

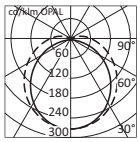

Opal
η 100%
UGR T < 24,1
UGR L < 22,5

CHIARO Ø60 LED IP66 HO - continuous row (4000K)
CHIARO Ø60 LED IP66 HO - fila aggregata (4000K)

CE IK10 IP66

Code *Codice*	System Power *Potenza Sistema*	Source *Sorgente*	Output flux *Flusso uscente*	D	DD	1E	L	Kg
T107KM305	23W	2 LED engine	2244 lm	•			670	1,5
T107KM306	34W	3 LED engine	3366 lm	•			950	1,8
T107KM307	45W	4 LED engine	4488 lm	•		•	1240	2,5
T107KM308	55W	5 LED engine	5610 lm	•		•	1520	2,8

Photometric data reference:
Fotometria di riferimento:
T107KM305

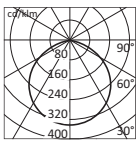

Transparent
η 100%
UGR T < 22,7
UGR L < 23,8

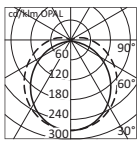

Opal
η 100%
UGR T < 24,2
UGR L < 22,6

Accessories included
Accessori inclusi

- LED sources
- 2 output cables (H07RN-F) 3x1,5mm² (T) - 5x1,5mm² (DD-1ET) L=2500mm.
- 2 cable clamps PG13,5
- Internal through wiring
- 304 AISI stainless steel end caps

- *Sorgenti LED*
- *2 cavi in uscita (H07RN-F) 3x1,5mm² (T) - 5x1,5mm² (DD-1ET) L=2500mm.*
- *2 pressacavi PG13,5*
- *Cablaggio passante interno*
- *Testate di chiusura in acciaio INOX AISI 304*

Optional accessories
Accessori opzionali

- To see page 98
- *Vedere pagina 98*

Optional accessoires
Accessori opzionali

Electrical
Elettrico

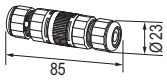

MEC6096

3 poles connector IP68. *Connettore IP68 3 poli.*

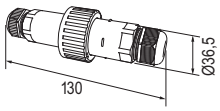

MEC6097

5 poles connector IP68. *Connettore IP68 5 poli.*

Savona Port Authority - Italy - Project: 5+1AA - Photo: Bertani Emanuele

Optional accessoires
Accessori opzionali

All installation kits include 316L AISI STAINLESS STEEL collars, which can be applied flexibly along the entire length of the tube.
Tutti i kit di installazione prevedono collarini in acciaio INOX AISI 316L applicabili con flessibilità su tutta la lunghezza del tubo.

Mounting
Montaggio

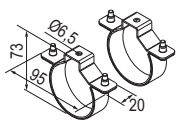

MEC6091

Pair of 316L AISI stainless steel brackets for ceiling/wall/floor installation (not walk-over).

Coppia di staffe in acciaio INOX AISI 316L per fissaggio a plafone/parete/terra (non calpestabile).

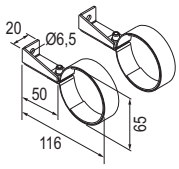

MEC6092

Pair of 316L AISI stainless steel brackets for distanced installation 50mm from ceiling/wall.

Coppia di staffe in acciaio INOX AISI 316L per fissaggio distanziata 50mm da plafone/parete.

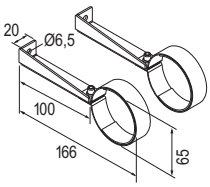

MEC6093

Pair of 316L AISI stainless steel brackets for distanced installation 100mm from ceiling/wall.

Coppia di staffe in acciaio INOX AISI 316L per fissaggio distanziata 100mm da plafone/parete.

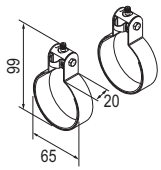

MEC6094

Pair of 316L AISI stainless steel brackets for suspension installation with fine adjusters, L=2000mm steel cables and ceiling roses.

Coppia di staffe in acciaio INOX AISI 316L per fissaggio a sospensione con regolatori millimetrici, funi di acciaio L=2000mm e rosone ad ogiva metallico nichelato.

Savona Port Authority - Italy - Project: Atelier(s) Alfonso Femia - Photo: Bertani Emanuele

DEA LED



DEA LED

Tipology / *Tipologia*

CEILING RECESSED CEILING *INCASSI SOFFITTO PLAFONE*

Dea LED is the ideal solution for illuminating offices and work areas fitted with modular ceilings that require maximum performance in terms of visual comfort and luminous efficacy (120 lm/W). The optical construction, combining a high-efficiency prismatic reflector and opal reflectors appropriately designed for LED sources, enables the product to be used in areas with video terminals (UGR<19, luminance <2000 cd/m²), ensuring a high distance between the fittings (2.4 m) and excellent uniformity of the light.
The 5 cm minimum thickness and wide range of available accessories make the product suited to any type of installation: recessed, concealed recessed and ceiling-mounted.
Dea LED è la soluzione ideale per illuminazione di uffici e aree di lavoro che utilizzano soffitti modulari e che richiedono le massime specifiche di comfort visivo ed efficienza luminosa (120 lm/W). La costruzione ottica che combina uno schermo prismatizzato ad alta efficienza e schermi opali appositamente studiati per le sorgenti LED permette al prodotto di essere utilizzato in aree con videoterminali (UGR<19, Luminanza <2000 cd/m²), mantenendo un'elevata interdistanza di 2,4 m e un'ottima uniformità luminosa.
Il minimo spessore di 5 cm e l'ampia gamma di accessori rende il prodotto flessibile ad ogni tipo di installazione: incasso, incasso a scomparsa e plafone.

ENVIRONMENTS *CONTESTI*

Office, retail areas, study areas.
Ufficio, vendita e commercio, studio ed educazione.

Colours / *Colori*

STANDARD / *BASE*

Embossed white RAL 9003 / *Bianco goffrato RAL 9003*

Characteristics *Caratteristiche*

CONSTRUCTION *COSTRUZIONE*

Housing made of brake-formed electrically welded steel plate, powder-coated. Powder painting after passivation.
Struttura in lamiera di acciaio presso-piegata, elettrosaldata, verniciata a polvere.
Verniciatura a polveri previa passivazione.

OPTICAL SYSTEM *SISTEMA OTTICO*

Main screen: CDP (Conical De-glaring Prism) diffuser with high-precision micro pyramids.
Secondary diffusers in high transmittance opal policapolycarbonate.
Schermo primario: diffusore CDP (Conical De-glaring Prism) a micropiramidi d'alta precisione in PMMA.
Schermi secondari in policarbonato opale ad alta trasmittanza.

SOURCES / *SORGENTI*

LED CRI>80 MacAdam 3

LIFETIME

L80B20 >50000h (Ta 25°)

WIRING *CABLAGGIO ELETTRICO*

Electrical harness wired for 220-240V-AC 50-60Hz power supply. 2.5mm² LTN terminal block. Electronic ballast.
Single switch. Cables Halogen free.
Cablaggio elettrico alimentato a 220-240V-AC 50-60Hz. Morsettiera LTN 2,5mm². Alimentatore elettronico.
Accensione unica. Cavi Halogen free.

STANDARDS / *NORME*
DIRECTIVES / *DIRETTIVE*

To see page/*Vedere pagina* 339

Fittings not suitable to be covered with thermal insulation material.
Apparecchi non idonei ad essere ricoperti di materiale termicamente isolante.

DEA LED

WALL MOUNTED
PARETE

CEILING
PLAFONE

597x597mm

622x622mm

TOP TECHNOLOGIES FOR HIGH PERFORMING LIGHTING IN OFFICING
IL MEGLIO DELLA TECNOLOGIA PER LA MASSIMA PERFORMANCE NELL'ILLUMINAZIONE DELL'UFFICIO

- Highest technical standards for the comfort
Il miglior comfort luminoso

- Maximum efficiency and quality (120 lm/W)
Massima efficienza e qualità (120 lm/W)

- Flexible and fast installation
Installazione flessibile e veloce

- 4 products in 1
4 prodotti in 1

HIGHEST TECHNICAL STANDARDS FOR THE COMFORT
IL MIGLIOR COMFORT LUMINOSO

Mix of direct and reflected light to soften the shadows
Mix di luce diretta e luce riflessa per ammorbidire le ombre



UGR<19 for lighting work areas with VDU
UGR<19 per l'illuminazione di aree di lavoro con VDU

Irca S.p.A - Gallarate - Italy
Project: Offi center Job Habitat & arch. Claudio Cavallo

MAXIMUM EFFICIENCY AND QUALITY
MASSIMA EFFICIENZA E QUALITÀ

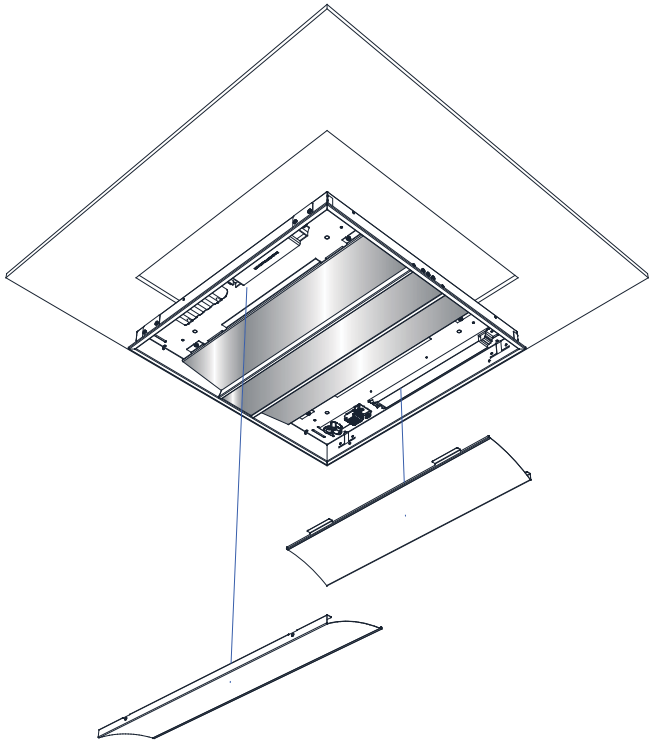

- Efficiency up to 120 lm/W
  Efficienza fino a 120 lm/W
- Metallic housing
  Costruzione metallica
- High quality prismatic screen for top performance in direct emission
  Schermo prismatizzato ad alta efficienza per l'emissione diretta
- 100% Made in Europe

4 PRODUCTS IN 1
4 PRODOTTI IN 1

ON "T" STRUCTURE Modular false ceiling	*MONTAGGIO A "T"* *Controsoffitto modulare*	
HIDDEN STRUCTURE Modular false ceiling	*TELAIO A SCOMPARSA* *Controsoffitto modulare*	
PLASTERBOARD FALSE CEILING Plasterboard false ceiling mounted with accessory	*CARTONGESSO MONOLITICO* *Montaggio in cartongesso monolitico con accessorio*	
CEILING Ceiling mounted with accessory	*PLAFONE* *Montaggio a plafone con accessorio*	

FLEXIBLE AND FAST INSTALLATION
INSTALLAZIONE FLESSIBILE E VELOCE

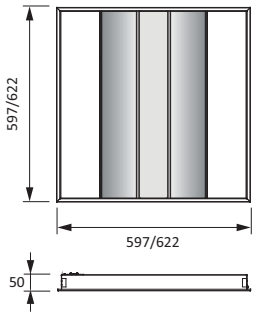

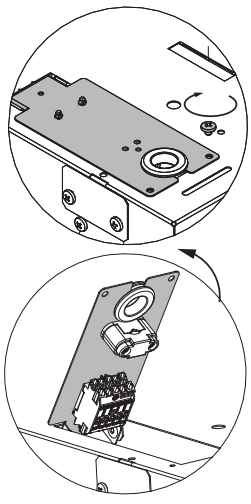

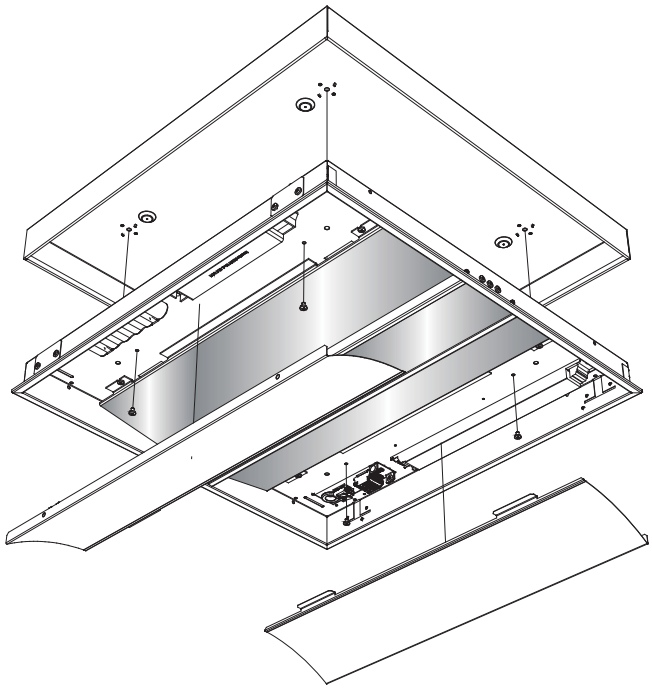

- Installable without open the housing
  Installabile senza aprire il prodotto
- Low thickness of 50mm
  Ridotto spessore 50mm
- Installable also on the ceiling
  Installabile anche a plafone

STANDARD *BASE* | DN | embossed white RAL 9003 *bianco goffrato RAL 9003*

Dea LED recessed 597x597mm NEW

CEILING RECESSED, CEILING
INCASSI SOFFITTO, PLAFONE

Main screen: CDP (Conical De-glaring Prism) diffuser with high-precision micro pyramids. Secondary diffusers in high transmittance opal policapolycarbonate.
Schermo primario: diffusore CDP (Conical De-glaring Prism) a micropiramidi d'alta precisione in PMMA. Schermi secondari in policarbonato opale ad alta trasmittanza.

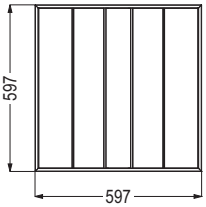

Dea LED recessed 597x597mm (3000K) NEW
Dea LED incasso 597x597mm (3000K)

CE IP20

Code *Codice*	System Power *Potenza Sistema*	Source *Sorgente*	Output flux *Flusso uscente*	D	DD	1E	L	A	H	Kg
T38IQ001DN	33W	LED	3980				597	597	50	8,0
DD38IQ001DN	33W	LED	3980		•		597	597	50	8,0
1EDD38IQ001DN	33W	LED	3980		•	•	597	597	50	8,5

Photometric data reference:
Fotometria di riferimento:
T38IQ001DN

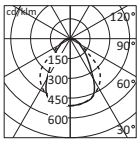

η 100%
UGR T < 18,1
UGR L < 18,2

Dea LED recessed 597x597mm (4000K) NEW
Dea LED incasso 597x597mm (4000K)

CE IP20

Code *Codice*	System Power *Potenza Sistema*	Source *Sorgente*	Output flux *Flusso uscente*	D	DD	1E	L	A	H	Kg
T38IQ002DN	33W	LED	4179				597	597	50	8,0
DD38IQ002DN	33W	LED	4179		•		597	597	50	8,0
1EDD38IQ002DN	33W	LED	4179		•	•	597	597	50	8,5

Photometric data reference:
Fotometria di riferimento:
T38IQ002DN

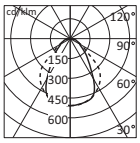

η 100%
UGR T < 18,3
UGR L < 18,4

Optional accessories
Accessori opzionali

Mounting
Montaggio

MEC6383

Recessed frame for load bearing false-ceilings 597x597mm.
Telaio per incasso su controsoffitti monolitici 597x597mm.

MEC6382DN

Frame for ceiling installation (for models 597x597mm) - embossed white RAL 9003.
Telaio per montaggio a plafone (per modelli 597x597mm) - bianco goffrato RAL 9003.

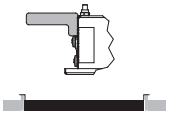

MEC6384

Bracket kit for flush recessing in modular false-ceilings.
Kit staffe per montaggio a scomparsa su controsoffitti modulari.

Dea LED recessed 622x622mm NEW

CEILING RECESSED, CEILING
INCASSI SOFFITTO, PLAFONE

Main screen: CDP (Conical De-glaring Prism) diffuser with high-precision micro pyramids. Secondary diffusers in high transmittance opal policapolycarbonate.
Schermo primario: diffusore CDP (Conical De-glaring Prism) a micropiramidi d'alta precisione in PMMA. Schermi secondari in policarbonato opale ad alta trasmittanza.

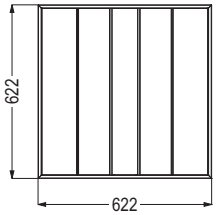

Dea LED recessed 622x622mm (3000K) NEW
Dea LED incasso 622x622mm (3000K)

CE IP20

Code *Codice*	System Power *Potenza Sistema*	Source *Sorgente*	Output flux *Flusso uscente*	D	DD	1E	L	A	H	Kg
T38IQ003DN	33W	LED	3980				622	622	50	8,0
DD38IQ003DN	33W	LED	3980		•		622	622	50	8,0
1EDD38IQ003DN	33W	LED	3980		•	•	622	622	50	8,5

Photometric data reference:
Fotometria di riferimento:
T38IQ003DN

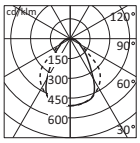

η 100%
UGR T < 18,1
UGR L < 18,2

Dea LED recessed 622x622mm (4000K) NEW
Dea LED incasso 622x622mm (4000K)

CE IP20

Code *Codice*	System Power *Potenza Sistema*	Source *Sorgente*	Output flux *Flusso uscente*	D	DD	1E	L	A	H	Kg
T38IQ004DN	33W	LED	4179				622	622	50	8,0
DD38IQ004DN	33W	LED	4179		•		622	622	50	8,0
1EDD38IQ004DN	33W	LED	4179		•	•	622	622	50	8,5

Photometric data reference:
Fotometria di riferimento:
T38IQ004DN

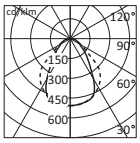

η 100%
UGR T < 18,3
UGR L < 18,4

Optional accessories
Accessori opzionali

Mounting
Montaggio

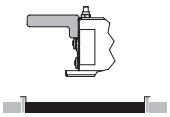

MEC6384

Bracket kit for flush recessing in modular false-ceilings.
Kit staffe per montaggio a scomparsa su controsoffitti modulari.

IULM Knowledge Transfer Centre - Italy - Project: 5+1AA - Alfonso Femia, Gianluca Peluffo

DELTA

ASI - Italian Space Agency - Headquarters - Italy - Project: 5+1AA - Alfonso Femia, Gianluca Peluffo

DELTA

Tipology / *Tipologia*

WATERPROOF
WALL MOUNTED
CEILING
ARMATURE STAGNE
PARETE
PLAFONE

Reliable and safe even where dirt, dust and humidity combine to create extreme conditions.
Designed especially for use in difficult Environments, DELTA is a dust-tight fixture resistant to jets of water.
Composed of an injection-moulded armature in two parts made from self-extinguishing polyester free from halogens and reinforced with glass fibre, this fixture satisfies all the requirements of IP65 protection and insulation class II standards.
Affidabile e sicuro anche dove lo sporco, la polvere e l'unidità causano condizioni estreme. Studiato appositamente per l'uso in ambienti difficili DELTA è un apparecchio stagno alla polvere e resistente ai getti d'acqua.
Composto da un'armatura stampata a iniezione in due parti, in poliestere autoestinguente privo di alogeni e rinforzato con fibre di vetro, soddisfa tutti i requisiti previsti dalle normative per il grado di protezione IP65 e per la classe isolamento II.

ENVIRONMENTS
CONTESTI

Hallway, industrial areas
Spazi d'accesso, industria

Colours / *Colori*

STANDARD / *BASE*

Light grey / *Grigio chiaro*

Characteristics
Caratteristiche

CONSTRUCTION
COSTRUZIONE

Self-extinguishing housing made of figreglass-reinforced polyester. Complete with seal, cable gland, lampholders with protection ring nuts.
Struttura autoestinguente in poliestere rinforzato con fibra di vetro. Completa di guarnizione di tenuta, pressacavo e portalampada con ghiere di protezione.

OPTICAL SYSTEM
SISTEMA OTTICO

In sight lamps. Diffused and direct light emission.
Lampade a vista per emissione diretta diffusa.

WIRING
CABLAGGIO ELETTRICO

Electrical harness wired for 220-240V-AC 50-60Hz power supply. 2.5 mm² LTN terminal block (functional earth connection). Electronic ballast. Single switch.
Cablaggio elettrico alimentato a 220-240V-AC 50-60Hz. Morsettiera LTN 2,5 mm² (messa a terra funzionale). Alimentatore elettronico. Accensione unica.

STANDARDS / *NORME*
DIRECTIVES / *DIRETTIVE*

To see page/*Vedere pagina* 339

DELTA

WALL MOUNTED
PARETE

CEILING
PLAFONE

Delta T5

Ø16mm
sealed nipple
ghiera

PC tube
tubo PC

Delta T8

Ø26mm
sealed nipple
ghiera

PC tube
tubo PC

IULM Knowledge Transfer Centre - Italy - Project: 5+1AA - Alfonso Femia, Gianluca Peluffo

STANDARD
BASE

light grey
grigio chiaro

Delta T5

WATERPROOF,
WALL MOUNTED,
CEILING
ARMATURE STAGNE,
PARETE, PLAFONE

In sight lamps. Diffused and direct light emission.
Lampade a vista per emissione diretta diffusa.

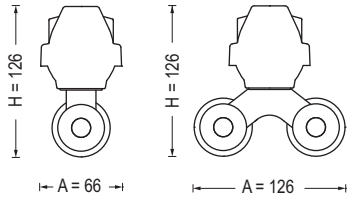

Delta T5 complete with 16 mm sealed nipple
Delta T5 con ghiera 16 mm

CE IP65

Code *Codice*	Source Power *Potenza Sorgente*	Source *Sorgente*	Socket *Attacco*	D	DD	1E	L	A	H	Kg
T410K693	1x28W	T5	G5	•	•	•	1227	66	126	1,2
T410K695	1x49W	T5	G5	•	•	•	1527	66	126	1,3
T410K694	1x54W	T5	G5	•	•	•	1227	66	126	1,2
T410K696	1x80W	T5	G5	•	•	•	1527	66	126	1,3
T410K697	2x28W	T5	G5	•	•	•	1227	126	126	1,3
T410K699	2x49W	T5	G5	•	•	•	1527	126	126	1,5
T410K698	2x54W	T5	G5	•	•	•	1227	126	126	1,3
T410K700	2x80W	T5	G5	•	•	•	1527	126	126	1,5

Photometric data reference:
Fotometria di riferimento:
T410K693

η 84,47%
UGR T < 25
UGR L < 19,9

Accessories included
Accessori inclusi

- Ø16mm sealed nipple
- *Ghiera Ø16mm*

WATERPROOF,
WALL MOUNTED,
CEILING
ARMATURE STAGNE,
PARETE, PLAFONE

Lamp with PC tube. Diffused and direct light emission.
Lampade con tubo PC per emissione diretta diffusa.

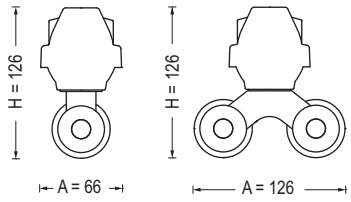

Delta T5 complete with PC tube
Delta T5 tubo PC

CE IP65

Code *Codice*	Source Power *Potenza Sorgente*	Source *Sorgente*	Socket *Attacco*	D	DD	1E	L	A	H	Kg
T410K701	1x28W	T5	G5	•	•	•	1227	66	126	1,2
T410K703	1x49W	T5	G5	•	•	•	1527	66	126	1,3
T410K702	1x54W	T5	G5	•	•	•	1227	66	126	1,2
T410K704	1x80W	T5	G5	•	•	•	1527	66	126	1,3
T410K705	2x28W	T5	G5	•	•	•	1227	126	126	1,3
T410K707	2x49W	T5	G5	•	•	•	1527	126	126	1,5
T410K706	2x54W	T5	G5	•	•	•	1227	126	126	1,3
T410K708	2x80W	T5	G5	•	•	•	1527	126	126	1,5

Photometric data reference:
Fotometria di riferimento:
T410K701

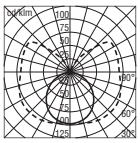

η 71,87%
UGR T < 24,8
UGR L < 19,6

Accessories included
Accessori inclusi

- Transparent PC tube
- *Tubo PC trasparente*

Optional accessories
Accessori opzionali

Delta T5 Mounting
Montaggio Delta T5

MEC1277

Metal hook kit for suspended mounting (2 pcs.).
Kit ganci di sospensione metallici (2 pz.).

Delta T5 Optical
Ottica Delta T5

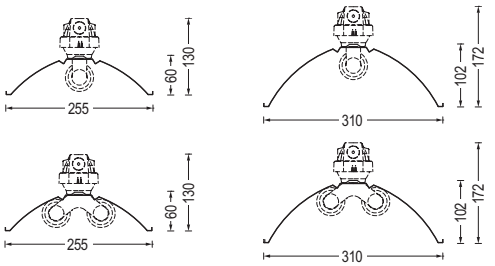

MEC1278

1-2x28/54W L=1227mm
Matt semi-mirror aluminium symmetrical parabolic reflector.
Riflettore parabolico simmetrico in alluminio semi-speculare Matt.

MEC1280

1-2x28/54W L=1227mm
Mirror-finish aluminium symmetrical parabolic reflector for space with great heights.
Riflettore (grandi altezze) parabolico simmetrico in alluminio speculare.

MEC1279

1-2x49/80W L=1527mm
Matt semi-mirror aluminium symmetrical parabolic reflector.
Riflettore parabolico simmetrico in alluminio semi-speculare Matt.

MEC1281

1-2x49/80W L=1527mm
Mirror-finish aluminium symmetrical parabolic reflector for space with great heights.
Riflettore (grandi altezze) parabolico simmetrico in alluminio speculare.

IULM Knowledge Transfer Centre - Italy - Project: 5+1AA - Alfonso Femia, Gianluca Peluffo

STANDARD
BASE

light grey
grigio chiaro

Delta T8

WATERPROOF,
WALL MOUNTED,
CEILING
ARMATURE STAGNE,
PARETE, PLAFONE

In sight lamps. Diffused and direct light emission.
Lampade a vista per emissione diretta diffusa.

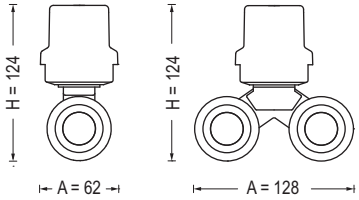

Delta T8 complete with 26 mm sealed nipple
Delta T8 con ghiera 26 mm

CE IP65

Code *Codice*	Source Power *Potenza Sorgente*	Source *Sorgente*	Socket *Attacco*	D	DD	1E	L	A	H	Kg
T410K525	1x18W	T8	G13	•	•		648	62	124	1,8
T410K524	1x36W	T8	G13	•	•	•	1258	62	124	2,3
T410K526	1x58W	T8	G13	•	•	•	1558	62	124	3,0
T410K547	2x18W	T8	G13	•	•		648	128	124	3,0
T410K548	2x36W	T8	G13	•	•	•	1258	128	124	3,8
T410K549	2x58W	T8	G13	•	•	•	1558	128	124	4,8

Photometric data reference:
Fotometria di riferimento:
T410K525

η 84,47%
UGR T < 24,8
UGR L < 19,7

Accessories included
Accessori inclusi

- Ø26mm sealed nipple
- *Ghiera Ø26mm*

WATERPROOF,
WALL MOUNTED,
CEILING
ARMATURE STAGNE,
PARETE, PLAFONE

Lamp with PC tube. Diffused and direct light emission.
Lampade con tubo PC per emissione diretta diffusa.

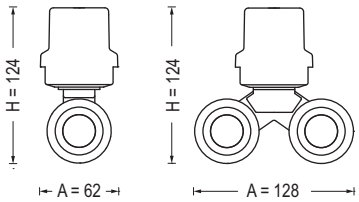

Delta T8 complete with PC tube
Delta T8 tubo PC

CE IP65

Code *Codice*	Source Power *Potenza Sorgente*	Source *Sorgente*	Socket *Attacco*	D	DD	1E	L	A	H	Kg
T410K528	1x18W	T8	G13	•	•		648	62	124	2,2
T410K501	1x36W	T8	G13	•	•	•	1258	62	124	3,3
T410K504	1x58W	T8	G13	•	•	•	1558	62	124	1,6
T410K539	2x18W	T8	G13	•	•		648	128	124	3,3
T410K502	2x36W	T8	G13	•	•	•	1258	128	124	3,4
T410K518	2x58W	T8	G13	•	•	•	1558	128	124	4,8

Photometric data reference:
Fotometria di riferimento:
T410K504

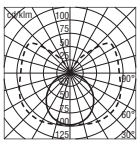

η 71,87%
UGR T < 26,1
UGR L < 21

Accessories included
Accessori inclusi

- Transparent PC tube
- *Tubo PC trasparente*

Optional accessories
Accessori opzionali

Delta T8 Optical
Ottica Delta T8

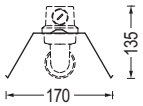

MEC0497EU
1x18W L=638mm
White plain reflector.
Riflettore semplice bianco.

MEC0498EU
1x36W L=1248mm
White plain reflector.
Riflettore semplice bianco.

MEC0499EU
1x58W L=1548mm
White plain reflector.
Riflettore semplice bianco.

MEC0515
1x18W L=638mm
Mirror-finish symmetrical reflector.
Riflettore speculare simmetrico.

MEC0516
1x36W L=1248mm
Mirror-finish symmetrical reflector.
Riflettore speculare simmetrico.

MEC0517
1x58W L=1548mm
Mirror-finish symmetrical reflector.
Riflettore speculare simmetrico.

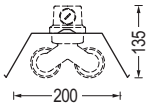

MEC0500EU
2x18W L=638mm
White plain reflector.
Riflettore semplice bianco.

MEC0513EU
2x36W L=1248mm
White plain reflector.
Riflettore semplice bianco.

MEC0514EU
2x58W L=1548mm
White plain reflector.
Riflettore semplice bianco.

MEC0518
2x18W L=638mm
Mirror-finish symmetrical reflector.
Riflettore speculare simmetrico.

MEC0519
2x36W L=1248mm
Mirror-finish symmetrical reflector.
Riflettore speculare simmetrico.

MEC0520
2x58W L=1548mm
Mirror-finish symmetrical reflector.
Riflettore speculare simmetrico.

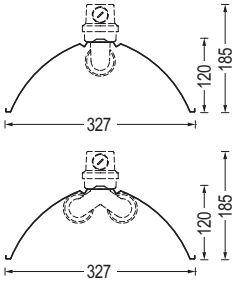

MEC0521
1x58W - 2x58W L=1548mm
Symmetrical parabolic reflector for space with great heights.
Riflettore (grandi altezze) in alluminio parabolico.

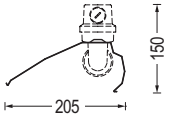

MEC0522
1x36W
Aluminium wall-washer reflector.
Riflettore alluminio wall-washer.

MEC0523
1x58W
Aluminium wall-washer reflector.
Riflettore alluminio wall-washer.

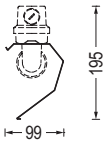

MEC0524
1x36W
Aluminium perimeter reflector.
Riflettore alluminio perimetrale.

MEC0525
1x58W
Aluminium perimeter reflector.
Riflettore alluminio perimetrale.

Delta T8 Mounting
Montaggio Delta T8

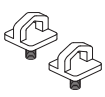

MEC0166
Pair of plastic hooks.
Coppia ganci plastici.

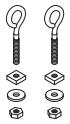

MEC0338
Pair of metal hooks.
Coppia ganci metallici.

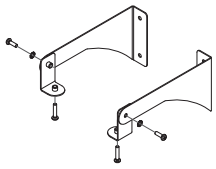

MEC0526EU
Pair of swivel brackets.
Coppia staffe orientabili.

Les Docks Marseille - France - Project: 5+1AA - Photo: ©Luc Boegly

FILO



FILO CEILING
FILO RECESSED

Tipology / *Tipologia*

CEILING
WALL MOUNTED
COVE LIGHTING
WALL/CEILING RECESSED
PLAFONE
PARETE
APPOGGIO
INCASSI PARETE/PLAFONE

Filo is a range of compact LED light fixtures able to highlight architectural features using agile lines of light.
Easy to install, Filo allows you to create ideal direct, indirect and wall-washer, lighting effects that can be used for perimeter or orientation lighting on all types of buildings.
Filo è una gamma di apparecchi a LED di dimensioni minime capace di dare risalto alle architetture con agili linee luminose. Di semplice installazione Filo permette di creare effetti luminosi diretti, indiretti o wall-washer, ideali come illuminazione perimetrale e di orientamento per ogni tipo di building.

ENVIRONMENTS / *CONTESTI*

Wellness, hallway, conference hall, art and culture, leisure areas, retail areas, places of worship
Wellness, spazi d'accesso, sale conferenze, arte e cultura, intrattenimento, vendita e commercio, luoghi di culto

Colours / *Colori*

STANDARD / *BASE*

Anodized aluminium / *Alluminio anodizzato*

Characteristics *Caratteristiche*

CONSTRUCTION / *COSTRUZIONE*

Natural anodised extruded aluminium structure. Natural anodised laser-cut aluminium end caps.
Struttura in estruso di alluminio anodizzato naturale. Testate in alluminio anodizzato naturale sagomate al laser.

OPTICAL SYSTEM / *SISTEMA OTTICO*

Satin-finish extruded PMMA diffuser. Transparent extruded PC diffuser.
Schermo estruso in PMMA satinato. Schermo in PC trasparente.

SOURCES / *SORGENTI*

LED CRI>80 MacAdam 3

LIFETIME

50.000h L70B50 (Ta=25°C)

WIRING / *CABLAGGIO ELETTRICO*

Electrical harness wired for 24V-DC. Double silicone output cables 2x0.5mm².
Remote electrical harness wired for 220-240V-AC 50-60Hz, 24V-DC output (order separately).
Cablaggio elettrico alimentato a 24V-DC. Doppio cavo siliconico in uscita, 2x0,5mm².
Alimentazione remota 220-240V-AC 50-60Hz, uscita 24V-DC (da ordinare separatamente).

STANDARDS / *NORME*
DIRECTIVES / *DIRETTIVE*

To see page/*Vedere pagina* 339



FILO RECESSED
Fittings not suitable to be covered with thermal insulation material.
Apparecchi non idonei ad essere ricoperti di materiale termicamente isolante.

FILO CEILING

CEILING
PLAFONE

WALL MOUNTED
PARETE

COVE LIGHTING
APPOGGIO

Filo 2

3000K
4000K

PMMA

Filo 3

3000K
4000K

PMMA

Filo 4

3000K
4000K

PC
Trasparent
trasparente

FILO RECESSED

CEILING RECESSED
INCASSO A SOFFITTO

WALL RECESSED
INCASSO A PARETE

Filo 2

3000K
4000K

PMMA

Filo 3

3000K
4000K

PMMA

Filo 4

3000K
4000K

PC
Trasparent
trasparente

MEC6274 NEW ACCESSORY / *NUOVO ACCESSORIO*

Now you can install Filo 2 and Filo 3 on the wall and orient the product to suit your needs.

Adesso è possibile installare Filo 2 e Filo 3 a parete e orientare il prodotto secondo le proprie esigenze.

FILO

Custom lengths can be made on request
up to 5m in a single block.
A richiesta sono possibili lunghezze custom fino a 5m in monoblocco.

real dimension
dimensioni reali

Filo 2 - Filo 3
wall/ceiling
parete/plafone

Filo 4
wall/ceiling
parete/plafone

VERSIONS / *VERSIONI*

	wall/ceiling *parete/plafone*
FILO 2	LOW FLUX *BASSO FLUSSO* 620 Lm/m
FILO 3	HIGH FLUX *ALTO FLUSSO* 1490 Lm/m 
FILO 4	WALL WASHER 520 Lm/m 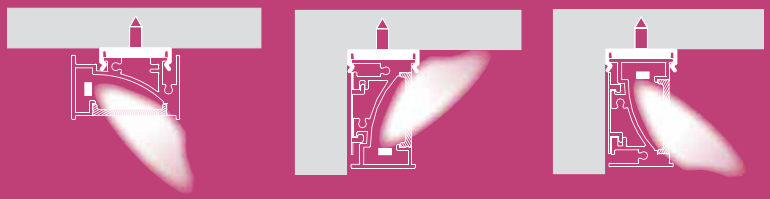

Filo 2 - Filo 3
recessed
incasso

Filo 4
recessed
incasso

recessed *incasso*	
LOW FLUX *BASSO FLUSSO* 620 Lm/m	FILO 2
HIGH FLUX *ALTO FLUSSO* 1490 Lm/m	FILO 3
WALL WASHER 520 Lm/m	FILO 4

STANDARD *BASE* | X | anodized aluminium *alluminio anodizzato*

FILO 2 ceiling

WALL MOUNTED, CEILING, COVE LIGHTING
PARETE, PLAFONE, APPOGGIO

Satin-finish extruded PMMA diffuser.
Schermo estruso in PMMA satinato.

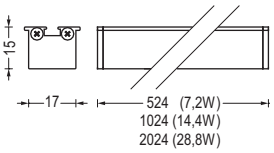

FILO 2 ceiling - PMMA Clear diffuser (3000K)
FILO 2 plafone - schermo diffusore PMMA Clear (3000K)

CE IP43

Code *Codice*	Source Power *Potenza Sorgente*	Source *Sorgente*	Output flux *Flusso uscente*	D DD 1E	L	A	H	Kg
104DA251X	7,2W	LED	238 lm		524	20	15	0,2
104DA252X	14,4W	LED	476 lm		1024	20	15	0,3
104DA254X	28,8W	LED	952 lm		2024	20	15	0,6

Photometric data reference:
Fotometria di riferimento:
104DA251X

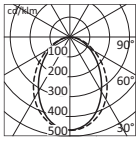

η 100%

FILO 2 ceiling - PMMA Clear diffuser (4000K)
FILO 2 plafone - schermo diffusore PMMA Clear (4000K)

CE IP43

Code *Codice*	Source Power *Potenza Sorgente*	Source *Sorgente*	Output flux *Flusso uscente*	D DD 1E	L	A	H	Kg
104DA201X	7,2W	LED	308 lm		524	20	15	0,2
104DA202X	14,4W	LED	616 lm		1024	20	15	0,3
104DA204X	28,8W	LED	1232 lm		2024	20	15	0,6

Photometric data reference:
Fotometria di riferimento:
104DA201X

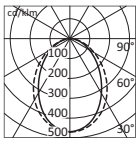

η 100%

Accessories included
Accessori inclusi

- Satin finish PMMA diffuser
- LED sources
- 2 output cables 2x0.5mm² L=500mm.
- End caps
- Fixing clips

- *Schermo PMMA satinato*
- *Sorgenti LED*
- *2 cavi in uscita 2x0,5mm² L=500mm.*
- *Testate di chiusura*
- *Clip di fissaggio*

Optional accessories
Accessori opzionali

Driver: IP20 Electronic
Driver: Elettronici IP20

MEC6269
35W Indipendent Electronic Remote Driver.
Driver Indipendente Elettronico 35W.

MEC6270
96W Indipendent Electronic Remote Driver.
Driver Indipendente Elettronico 96W.

Driver: IP20 Dimming DALI
Driver: Dimmerabili DALI IP20

MEC6271
20W IP20 Indipendent Electronic DALI Dimmable driver.
Driver Indipendente Elettronico Dimmerabile DALI IP20 20W.

MEC6272
100W IP20 Indipendent Electronic DALI Dimmable driver.
Driver Indipendente Elettronico Dimmerabile DALI IP20 100W.

Electrical
Elettrico

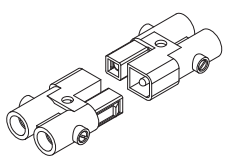

MEC6278
2 poles connector IP20 (0.5 - 2.5mm²).
Connettore IP20 2 poli (0,5 - 2,5mm²).

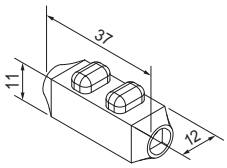

MEC6283
2 poles disposable connector IP67 (0.35 - 0.5mm²).
Connettore monouso IP67 2 poli (0,35 - 0,5mm²).

Mounting
Montaggio

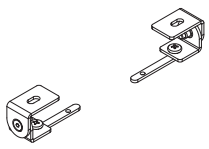

MEC6274
Pair of swivel brackets.
Coppia di staffe orientabili.

FILO 3 ceiling

WALL MOUNTED, CEILING, COVE LIGHTING
PARETE, PLAFONE, APPOGGIO

Satin-finish extruded PMMA diffuser.
Schermo estruso in PMMA satinato.

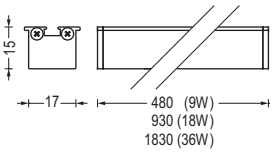

FILO 3 ceiling - PMMA Clear diffuser (3000K)
FILO 3 plafone - schermo diffusore PMMA Clear (3000K)

CE IP20

Code *Codice*	Source Power *Potenza Sorgente*	Source *Sorgente*	Output flux *Flusso uscente*	D DD 1E	L	A	H	Kg
104DU451X	9W	LED	640 lm		480	20	15	0,2
104DU452X	18W	LED	1280 lm		930	20	15	0,3
104DU453X	36W	LED	2560 lm		1830	20	15	0,6

Photometric data reference:
Fotometria di riferimento:
104DU451X

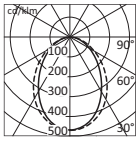

η 100%

FILO 3 ceiling - PMMA Clear diffuser (4000K)
FILO 3 plafone - schermo diffusore PMMA Clear (4000K)

CE IP20

Code *Codice*	Source Power *Potenza Sorgente*	Source *Sorgente*	Output flux *Flusso uscente*	D DD 1E	L	A	H	Kg
104DU401X	9W	LED	685 lm		480	20	15	0,2
104DU402X	18W	LED	1365 lm		930	20	15	0,3
104DU403X	36W	LED	2730 lm		1830	20	15	0,6

Photometric data reference:
Fotometria di riferimento:
104DU401X

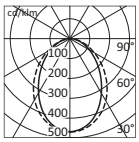

η 100%

Accessories included
Accessori inclusi

- Satin finish PMMA diffuser
- LED sources
- 2 output cables 2x0.5mm² L=500mm.
- End caps
- Fixing clips

- *Schermo PMMA satinato*
- *Sorgenti LED*
- *2 cavi in uscita 2x0,5mm² L=500mm.*
- *Testate di chiusura*
- *Clip di fissaggio*

Optional accessories
Accessori opzionali

Driver: IP20 Electronic
Driver: Elettronici IP20

MEC6269
35W Indipendent Electronic Remote Driver.
Driver Indipendente Elettronico 35W.

MEC6270
96W Indipendent Electronic Remote Driver.
Driver Indipendente Elettronico 96W.

Driver: IP20 Dimming DALI
Driver: Dimmerabili DALI IP20

MEC6271
20W IP20 Indipendent Electronic DALI Dimmable driver.
Driver Indipendente Elettronico Dimmerabile DALI IP20 20W.

MEC6272
100W IP20 Indipendent Electronic DALI Dimmable driver.
Driver Indipendente Elettronico Dimmerabile DALI IP20 100W.

Electrical
Elettrico

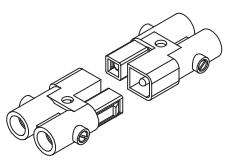

MEC6278
2 poles connector IP20 (0.5 - 2.5mm²).
Connettore IP20 2 poli (0,5 - 2,5mm²).

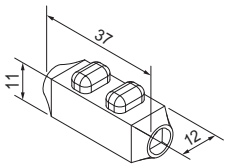

MEC6283
2 poles disposable connector IP67 (0.35 - 0.5mm²).
Connettore monouso IP67 2 poli (0,35 - 0,5mm²).

Mounting
Montaggio

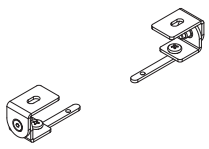

MEC6274
Pair of swivel brackets.
Coppia di staffe orientabili.

STANDARD *BASE* | X | anodized aluminium *alluminio anodizzato*

FILO 4 ceiling

WALL MOUNTED, CEILING, WALL-WASHER, COVE LIGHTING
PARETE, PLAFONE, WALL-WASHER, APPOGGIO

Transparent extruded PC diffuser.
Schermo estruso in PC trasparente.

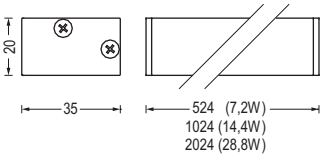

FILO 4 ceiling - transparent PC diffuser (3000K)
FILO 4 plafone - schermo PC trasparente (3000K)

CE IP43

Code *Codice*	Source Power *Potenza Sorgente*	Source *Sorgente*	Output flux *Flusso uscente*	D DD 1E	L	A	H	Kg
104DA451X	7,2W	LED	200 lm		524	35	20	0,2
104DA452X	14,4W	LED	400 lm		1024	35	20	0,5
104DA454X	28,8W	LED	799 lm		2024	35	20	1,0

Photometric data reference:
Fotometria di riferimento:
104DA451X

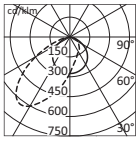

η 100%

FILO 4 ceiling - transparent PC diffuser (4000K)
FILO 4 plafone - schermo PC trasparente (4000K)

CE IP43

Code *Codice*	Source Power *Potenza Sorgente*	Source *Sorgente*	Output flux *Flusso uscente*	D DD 1E	L	A	H	Kg
104DA401X	7,2W	LED	259 lm		524	35	20	0,2
104DA402X	14,4W	LED	517 lm		1024	35	20	0,5
104DA404X	28,8W	LED	1034 lm		2024	35	20	1,0

Photometric data reference:
Fotometria di riferimento:
104DA401X

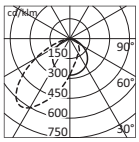

η 100%

Accessories included
Accessori inclusi

- PC diffuser
- LED sources
- 2 output cables 2x0.5mm² L=500mm.
- End caps
- Fixing clips

- *Schermo PC*
- *Sorgenti LED*
- *2 cavi in uscita 2x0,5mm² L=500mm.*
- *Testate di chiusura*
- *Clip di fissaggio*

Optional accessories
Accessori opzionali

Driver: IP20 Electronic
Driver: Elettronici IP20

MEC6269
35W Indipendent Electronic Remote Driver.
Driver Indipendente Elettronico 35W.

MEC6270
96W Indipendent Electronic Remote Driver.
Driver Indipendente Elettronico 96W.

Driver: IP20 Dimming DALI
Driver: Dimmerabili DALI IP20

MEC6271
20W IP20 Indipendent Electronic DALI Dimmable driver.
Driver Indipendente Elettronico Dimmerabile DALI IP20 20W.

MEC6272
100W IP20 Indipendent Electronic DALI Dimmable driver.
Driver Indipendente Elettronico Dimmerabile DALI IP20 100W.

Electrical
Elettrico

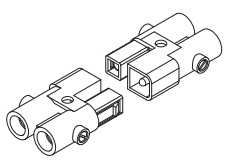

MEC6278
2 poles connector IP20 (0.5 - 2.5mm²).
Connettore IP20 2 poli (0,5 - 2,5mm²).

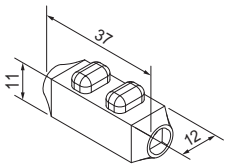

MEC6283
2 poles disposable connector IP67 (0.35 - 0.5mm²).
Connettore monouso IP67 2 poli (0,35 - 0,5mm²).



City Life - Libeskind residences - Private apartment - Milan - Italy - Project: A++ Photo: Stefano Anzini

STANDARD *BASE* | X | anodized aluminium *alluminio anodizzato*

FILO 2 recessed

WALL RECESSED,
CEILING RECESSED
INCASSI PARETE,
INCASSI SOFFITTO

Satin-finish extruded PMMA diffuser.
Schermo estruso in PMMA satinato.

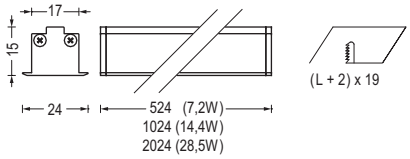

FILO 2 recessed - PMMA Clear diffuser (3000K)
FILO 2 incasso - schermo diffusore PMMA Clear (3000K)

CE IP43

Code *Codice*	Source Power *Potenza Sorgente*	Source *Sorgente*	Output flux *Flusso uscente*	D DD 1E	L	A	H	Kg
105DA251X	7,2W	LED	238 lm		524	24	17	0,2
105DA252X	14,4W	LED	476 lm		1024	24	17	0,3
105DA254X	28,8W	LED	952 lm		2024	24	17	0,6

Photometric data reference:
Fotometria di riferimento:
105DA251X

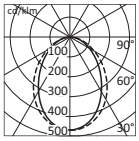

η 100%

FILO 2 recessed - PMMA Clear diffuser (4000K)
FILO 2 incasso - schermo diffusore PMMA Clear (4000K)

CE IP43

Code *Codice*	Source Power *Potenza Sorgente*	Source *Sorgente*	Output flux *Flusso uscente*	D DD 1E	L	A	H	Kg
105DA201X	7,2W	LED	308 lm		524	24	17	0,2
105DA202X	14,4W	LED	616 lm		1024	24	17	0,3
105DA204X	28,8W	LED	1232 lm		2024	24	17	0,6

Photometric data reference:
Fotometria di riferimento:
105DA201X

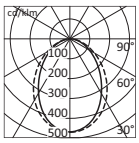

η 100%

Accessories included
Accessori inclusi

- Satin finish PMMA diffuser
- LED sources
- 2 output cables 2x0.5mm² L=500mm.
- End caps

- *Schermo PMMA satinato*
- *Sorgenti LED*
- *2 cavi in uscita 2x0,5mm² L=500mm.*
- *Testate di chiusura*

Optional accessories
Accessori opzionali

Driver: IP20 Electronic
Driver: Elettronici IP20

MEC6269
35W Indipendent Electronic Remote Driver.
Driver Indipendente Elettronico 35W.

MEC6270
96W Indipendent Electronic Remote Driver.
Driver Indipendente Elettronico 96W.

Driver: IP20 Dimming DALI
Driver: Dimmerabili DALI IP20

MEC6271
20W IP20 Indipendent Electronic DALI Dimmable driver.
Driver Indipendente Elettronico Dimmerabile DALI IP20 20W.

MEC6272
100W IP20 Indipendent Electronic DALI Dimmable driver.
Driver Indipendente Elettronico Dimmerabile DALI IP20 100W.

Electrical
Elettrico

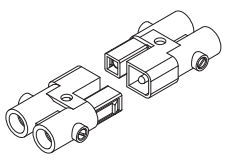

MEC6278
2 poles connector IP20 (0.5 - 2.5mm²).
Connettore IP20 2 poli (0,5 - 2,5mm²).

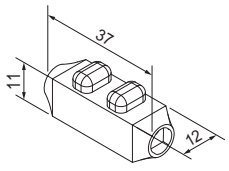

MEC6283
2 poles disposable connector IP67 (0.35 - 0.5mm²).
Connettore monouso IP67 2 poli (0,35 - 0,5mm²).

FILO 3 recessed

WALL RECESSED,
CEILING RECESSED
INCASSI PARETE,
INCASSI SOFFITTO

Satin-finish extruded PMMA diffuser.
Schermo estruso in PMMA satinato.

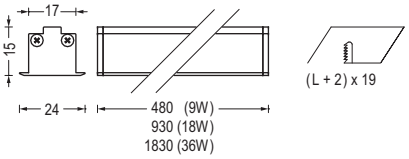

FILO 3 recessed - PMMA Clear diffuser (3000K)
FILO 3 incasso - schermo diffusore PMMA Clear (3000K)

CE IP20

Code *Codice*	Source Power *Potenza Sorgente*	Source *Sorgente*	Output flux *Flusso uscente*	D DD 1E	L	A	H	Kg
105DU451X	9W	LED	640 lm		480	24	17	0,2
105DU452X	18W	LED	1280 lm		930	24	17	0,3
105DU453X	36W	LED	2560 lm		1830	24	17	0,6

Photometric data reference:
Fotometria di riferimento:
105DU451X

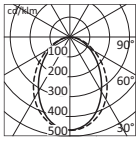

η 100%

FILO 3 recessed - PMMA Clear diffuser (4000K)
FILO 3 incasso - schermo diffusore PMMA Clear (4000K)

CE IP20

Code *Codice*	Source Power *Potenza Sorgente*	Source *Sorgente*	Output flux *Flusso uscente*	D DD 1E	L	A	H	Kg
105DU401X	9W	LED	685 lm		480	24	17	0,2
105DU402X	18W	LED	1365 lm		930	24	17	0,3
105DU403X	36W	LED	2730 lm		1830	24	17	0,6

Photometric data reference:
Fotometria di riferimento:
105DU401X

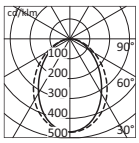

η 100%

Accessories included
Accessori inclusi

- Satin finish PMMA diffuser
- LED sources
- 2 output cables 2x0.5mm² L=500mm.
- End caps

- *Schermo PMMA satinato*
- *Sorgenti LED*
- *2 cavi in uscita 2x0,5mm² L=500mm.*
- *Testate di chiusura*

Optional accessories
Accessori opzionali

Driver: IP20 Electronic
Driver: Elettronici IP20

MEC6269
35W Indipendent Electronic Remote Driver.
Driver Indipendente Elettronico 35W.

MEC6270
96W Indipendent Electronic Remote Driver.
Driver Indipendente Elettronico 96W.

Driver: IP20 Dimming DALI
Driver: Dimmerabili DALI IP20

MEC6271
20W IP20 Indipendent Electronic DALI Dimmable driver.
Driver Indipendente Elettronico Dimmerabile DALI IP20 20W.

MEC6272
100W IP20 Indipendent Electronic DALI Dimmable driver.
Driver Indipendente Elettronico Dimmerabile DALI IP20 100W.

Electrical
Elettrico

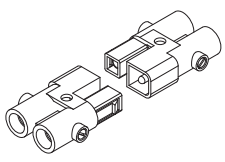

MEC6278
2 poles connector IP20 (0.5 - 2.5mm²).
Connettore IP20 2 poli (0,5 - 2,5mm²).

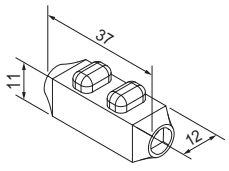

MEC6283
2 poles disposable connector IP67 (0.35 - 0.5mm²).
Connettore monouso IP67 2 poli (0,35 - 0,5mm²).

STANDARD *BASE* | X | anodized aluminium *alluminio anodizzato*

FILO 4 recessed

WALL RECESSED,
CEILING RECESSED,
WALL-WASHER
INCASSI PARETE,
INCASSI SOFFITTO,
WALL-WASHER

Transparent extruded PC diffuser.
Schermo estruso in PC trasparente.

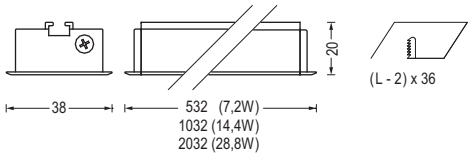

FILO 4 recessed - transparent PC diffuser (3000K)
FILO 4 incasso - schermo PC trasparente (3000K)

CE IP43

Code *Codice*	Source Power *Potenza Sorgente*	Source *Sorgente*	Output flux *Flusso uscente*	D DD 1E	L	A	H	Kg
105DA451X	7,2W	LED	200 lm		532	37	19	0,2
105DA452X	14,4W	LED	400 lm		1032	37	19	0,5
105DA454X	28,8W	LED	799 lm		2032	37	19	1,0

Photometric data reference:
Fotometria di riferimento:
105DA451X

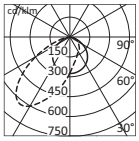

η 100%

FILO 4 recessed - transparent PC diffuser (4000K)
FILO 4 incasso - schermo PC trasparente (4000K)

CE IP43

Code *Codice*	Source Power *Potenza Sorgente*	Source *Sorgente*	Output flux *Flusso uscente*	D DD 1E	L	A	H	Kg
105DA401X	7,2W	LED	259 lm		532	37	19	0,2
105DA402X	14,4W	LED	517 lm		1032	37	19	0,5
105DA404X	28,8W	LED	1034 lm		2032	37	19	1,0

Photometric data reference:
Fotometria di riferimento:
105DA401X

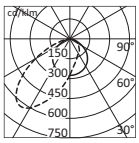

η 100%

Accessories included
Accessori inclusi

- PC diffuser
- LED sources
- 2 output cables 2x0.5mm² L=500mm.
- End caps

- *Schermo PC*
- *Sorgenti LED*
- *2 cavi in uscita 2x0,5mm² L=500mm.*
- *Testate di chiusura*

Optional accessories
Accessori opzionali

Driver: IP20 Electronic
Driver: Elettronici IP20

MEC6269
35W Indipendent Electronic Remote Driver.
Driver Indipendente Elettronico 35W.

MEC6270
96W Indipendent Electronic Remote Driver.
Driver Indipendente Elettronico 96W.

Driver: IP20 Dimming DALI
Driver: Dimmerabili DALI IP20

MEC6271
20W IP20 Indipendent Electronic DALI Dimmable driver.
Driver Indipendente Elettronico Dimmerabile DALI IP20 20W.

MEC6272
100W IP20 Indipendent Electronic DALI Dimmable driver.
Driver Indipendente Elettronico Dimmerabile DALI IP20 100W.

Electrical
Elettrico

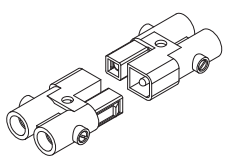

MEC6278
2 poles connector IP20 (0.5 - 2.5mm²).
Connettore IP20 2 poli (0,5 - 2,5mm²).

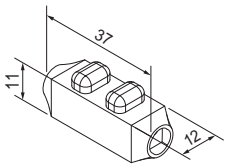

MEC6283
2 poles disposable connector IP67 (0.35 - 0.5mm²).
Connettore monouso IP67 2 poli (0,35 - 0,5mm²).

Mounting
Montaggio

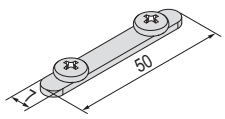

MEC6009
Linear joint for continuous row (with screws).
Giunto di allimenamento per file continue (+ viteria).

Shopping Center BENNET - Tavernola-Como - Italy - Project: Studio Artis - Customer: Gallerie Commerciali Bennet S.p.A. - Photo: Bertani Emanuele

FILO FLEX

Tipology / *Tipologia*

CEILING
WALL MOUNTED
PLAFONE
PARETE

FILO FLEX is a new range of flexible lighting fixtures for architectural lighting, for exterior and interior.
These fixtures are totally contained in a high performance polymer case, that resists to the most extreme temperatures (-0°C +40°C). All the fixtures in the range offer a perfectly continuous light, either in straight lines or in sharp bends, to emphasize all the possible shapes.
The fixtures are available in two versions, Front and Side bending, in a way to create infinite solutions to the designer.
FILO FLEX è una gamma di apparecchi flessibili per l'illuminazione architetturale da interni e da esterni.
Completamente incapsulato (IP65) in una guaina in polimero ad altissime prestazioni che ne permette l'impiego e l'installazione anche a temperature estreme (-0°C +40°C).
FILO FLEX fornisce un'illuminazione perfettamente omogenea creando linee dritte e curve, capaci di enfatizzare forme e contorni di ogni ambiente. Disponibile nelle versioni Front Bending e Side Bending, la gamma Filo fornisce al progettista infinite soluzioni per disegnare gli ambienti tramite la luce.

ENVIRONMENTS
CONTESTI

Wellness, hallway, conference hall, art and culture, leisure areas, retail areas
Wellness, spazi d'accesso, sale conferenze, arte e cultura, intrattenimento, vendita e commercio

Colours / *Colori*

STANDARD / *BASE*

White / *Bianco*

Characteristics
Caratteristiche

CONSTRUCTION
COSTRUZIONE

High perfomance polymer sheath.
Guaina flessibile in polimero ad alte prestazioni.

SOURCES / *SORGENTI*

LED CRI>80 MacAdam 3

LIFETIME

50.000h L70B50 (Ta=25°C)

WIRING
CABLAGGIO ELETTRICO

Electrical harness wired for 24V-DC. Double silicone output cables 2x0.5mm².
Remote electrical harness wired for 220-240V-AC 50-60Hz, 24V-DC output (order separately).
Cablaggio elettrico alimentato a 24V-DC. Doppio cavo siliconico in uscita, 2x0,5mm².
Alimentazione remota 220-240V-AC 50-60Hz, uscita 24V-DC (da ordinare separatamente).

STANDARDS / *NORME*
DIRECTIVES / *DIRETTIVE*

To see page/*Vedere pagina* 339

FILO FLEX

CEILING
PLAFONE

WALL MOUNTED
PARETE

Front Bending

3000K
4000K

Side Bending

3000K
4000K

FILO FLEX Front Bending

CEILING, WALL MOUNTED
PLAFONE, PARETE

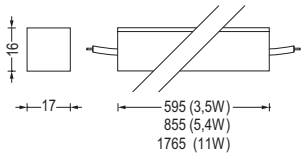

FILO FLEX Front Bending (3000K)

CE IK09 IP65

Code *Codice*	Source Power *Potenza Sorgente*	Source *Sorgente*	Output flux *Flusso uscente*	D DD 1E	L	A	H	Kg
108DU051	3,5W	LED	163 lm		595	17	16	0,2
108DU052	5,4W	LED	244 lm		855	17	16	0,3
108DU054	11W	LED	487 lm		1765	17	16	0,6

Photometric data reference:
Fotometria di riferimento:
108DU051

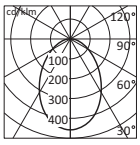

η 100%
UGR T < 20,6
UGR L < 21,6

FILO FLEX Front Bending (4000K)

CE IK09 IP65

Code *Codice*	Source Power *Potenza Sorgente*	Source *Sorgente*	Output flux *Flusso uscente*	D DD 1E	L	A	H	Kg
108DU001	3,5W	LED	177 lm		595	17	16	0,2
108DU002	5,4W	LED	266 lm		855	17	16	0,3
108DU004	11W	LED	531 lm		1765	17	16	0,6

Photometric data reference:
Fotometria di riferimento:
108DU001

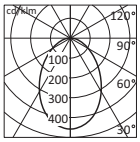

η 100%
UGR T < 20,6
UGR L < 21,6

Accessories included
Accessori inclusi

- 2 output cables 2x0.5mm² L=500mm.
- *2 cavi in uscita 2x0,5mm² L=500mm.*

FILO FLEX Front Bending
Straight lines
on at or curved surfaces.
Linee rettilinee
su superfici piane e curve.

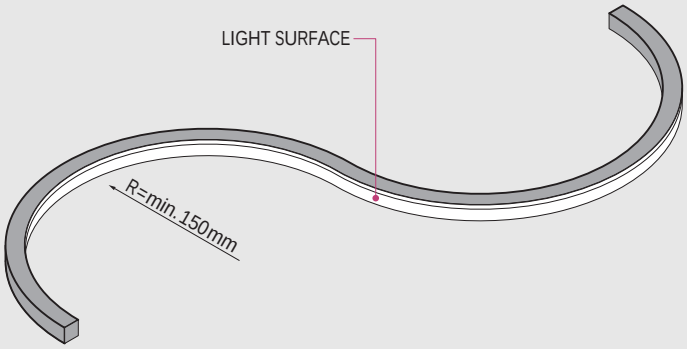

Optional accessoires
Accessori opzionali

FILO FLEX
Front/Side Bending

Driver: IP20 Electronic
Driver: Elettronici IP20

MEC6105
35W IP20 Indipendent Electronic Remote Driver.
Driver Indipendente Elettronico IP20 35W.

MEC6106
60W IP20 Indipendent Electronic Remote Driver.
Driver Indipendente Elettronico IP20 60W.

MEC6107
100W IP20 Indipendent Electronic Remote Driver.
Driver Indipendente Elettronico IP20 100W.

MEC6108
150W IP20 Indipendent Electronic Remote Driver.
Driver Indipendente Elettronico IP20 150W.

Driver: IP67 Electronic
Driver: Elettronici IP67

MEC6101
60W IP67 Electronic Remote Driver.
Driver Elettronico IP67 60W.

MEC6102
80W IP67 Electronic Remote Driver.
Driver Elettronico IP67 80W.

MEC6103
100W IP67 Electronic Remote Driver.
Driver Elettronico IP67 100W.

MEC6104
120W IP67 Electronic Remote Driver.
Driver Elettronico IP67 120W.

Driver: IP20 Dimming DALI
Driver: Dimmerabili DALI IP20

MEC6271
20W IP20 Indipendent Electronic DALI Dimmable driver.
Driver Indipendente Elettronico Dimmerabile DALI IP20 20W.

MEC6272
100W IP20 Indipendent Electronic DALI Dimmable driver.
Driver Indipendente Elettronico Dimmerabile DALI IP20 100W.

FILO FLEX Side Bending

CEILING, WALL MOUNTED
PLAFONE, PARETE

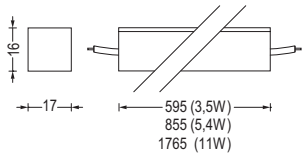

FILO FLEX Side Bending (3000K)

CE IK09 IP65

Code *Codice*	Source Power *Potenza Sorgente*	Source *Sorgente*	Output flux *Flusso uscente*	D DD 1E	L	A	H	Kg
108DU251	3,5W	LED	89 lm		595	17	16	0,2
108DU252	5,4W	LED	133 lm		855	17	16	0,3
108DU254	11W	LED	265 lm		1765	17	16	0,6

Photometric data reference:
Fotometria di riferimento:
108DU251

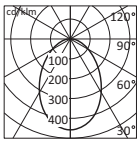

η 100%
UGR T < 20,6
UGR L < 21,6

FILO FLEX Side Bending (4000K)

CE IK09 IP65

Code *Codice*	Source Power *Potenza Sorgente*	Source *Sorgente*	Output flux *Flusso uscente*	D DD 1E	L	A	H	Kg
108DU201	3,5W	LED	95 lm		595	17	16	0,2
108DU202	5,4W	LED	142 lm		855	17	16	0,3
108DU204	11W	LED	283 lm		1765	17	16	0,6

Photometric data reference:
Fotometria di riferimento:
108DU201

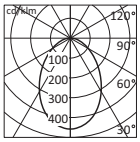

η 100%
UGR T < 20,6
UGR L < 21,6

Accessories included
Accessori inclusi

- 2 output cables 2x0.5mm² L=500mm.
- *2 cavi in uscita 2x0,5mm² L=500mm.*

FILO FLEX Side Bending

Straight and curved lines on at surfaces.
Linee rettilinee e curve su superfici piane.

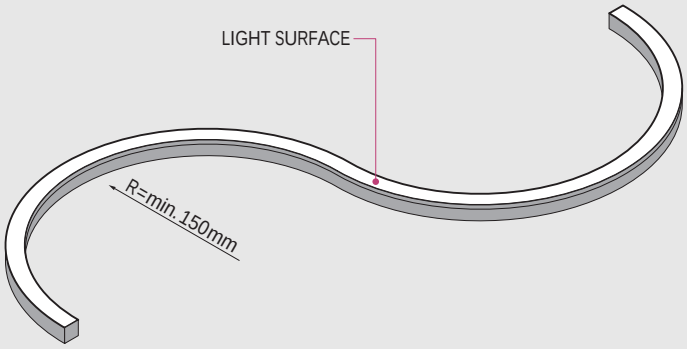

Optional accessoires
Accessori opzionali

FILO FLEX
Front/Side Bending

Electrical
Elettrico

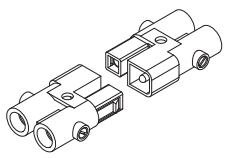

MEC6278

2 poles connector IP20 (0.5 - 2.5mm²).
Connettore IP20 2 poli (0,5 - 2,5mm²).

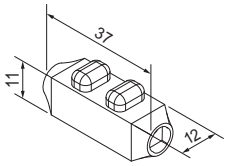

MEC6283

2 poles disposable connector IP67 (0.35 - 0.5mm²).
Connettore monouso IP67 2 poli (0,35 - 0,5mm²).

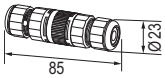

MEC6095

2 poles connector IP68.
Connettore IP68 2 poli.

Mounting
Montaggio

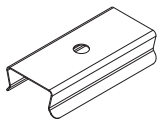

MEC6280

Fixing Clips (4 pcs.). (Installation suggestion 1 pc. each 0.5m).
Clips di fissaggio (4 pz.). (Suggerimento installazione 1 pz. ogni 0,5m).

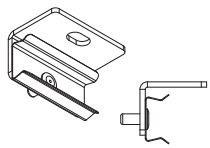

MEC6372

Fixing Clips (4 pcs.) for FILO FLEX Front bending. (Installation suggestion 1 pc. each 0.5m).
Clips di fissaggio (4 pz.) per FILO FLEX Front bending. (Suggerimento installazione 1 pz. ogni 0,5m).



Espacio Aretha Showroom - Madrid - Spain

H25

H25-S LED
H25-S

Tipology / *Tipologia*

SUSPENSION / *SOSPENSIONE*

With its light and slim design, H25 takes its name from the height of its perimeter frame: only 25 mm.
Designed for office Environments, H25 fully satisfies the lighting standards for work stations, even those with permanent video terminals, creating a perfect balance between lighting efficiency and visual comfort. It accepts LED or linear fluorescent lamps, and is available as an individual or continuous suspension fixture.
Three different optical systems to satisfy every design requirement: satin-finish PMMA, textured PC and prismatic CDP.
The fixture is available in embossed white as standard, or semi-glossy aluminium grey on request.
H25 dal design leggero e sottile, prende il nome dall'altezza di soli 25 mm della cornice perimetrale.
Creato per l'ambiente ufficio, H25 soddisfa pienamente gli standard luminosi delle postazioni di lavoro, anche con videoterminali fissi, coniugando perfettamente efficienza luminosa e comfort visivo. Accoglie differenti tipi di sorgenti, LED o fluorescenti lineari ed è disponibile nella versione singola o aggregata a sospensione.
Tre sistemi ottici per ogni esigenza progettuale: PMMA satinato, PC texturizzato e CDP prismatizzato.
Apparecchio di colore bianco goffrato di serie, mentre a richiesta in grigio alluminio semilucido.

ENVIRONMENTS / *CONTESTI*

Conference hall, office, retail areas, study areas
Sale conferenze, ufficio, vendita e commercio, studio ed educazione

Colours / *Colori*

STANDARD / *BASE*

Embossed white RAL 9003 / *Bianco goffrato RAL 9003*

VARIANT / *VARIANTE*

Semi-bright aluminium RAL 9006 / *Alluminio semilucido RAL 9006*

Characteristics / *Caratteristiche*

CONSTRUCTION / *COSTRUZIONE*

Housing consisting of powder-coated extruded aluminium unit. Aluminium end caps painted in the same colour as the housing with internal fixing and no exposed screws.
Struttura in estruso di alluminio verniciato a polvere. Testate in pressofusione di alluminio verniciato a polvere dello stesso colore della struttura con fissaggio interno e nessuna vite in vista.

OPTICAL SYSTEM / *SISTEMA OTTICO*

TXT diffuser in transparent polycarbonate with micro-pyramid textured internal surface to reduce luminance levels at higher angles. Excellent uniformity. Direct/indirect light distribution.
CDP (Conical De-glaring Prism) diffuser with high-precision micro pyramids. Bright and homogeneous appearance. Glare-free atmosphere suitable for offices with video terminals. Direct/indirect light distribution.
"Glass-effect" satin-finish PMMA diffuser, 4 mm thick. Perfect alignment with the edge of the fixture. Direct glare reduction. Homogeneous appearance. Direct/indirect light distribution.
Schermo TXT in policarbonato trasparente con superficie interna texturizzata a micropiramidi per riduzione dei livelli di luminanza agli angoli superiori. Elevata uniformità. Distribuzione luminosa diretta/indiretta.
Schermo CDP (Conical De-glaring Prism) a micropiramidi d'alta precisione. Aspetto omogeneo e brillante. Atmosfera priva di abbagliamenti adatta ad ambienti uso ufficio con videoterminali. Distribuzione luminosa diretta/indiretta.
Schermo PMMA satinato "effetto vetro" spessore 4 mm. Perfetta complanarità con il profilo dell'apparecchio. Attenuazione dell'abbagliamento diretto. Aspetto omogeneo. Distribuzione luminosa diretta/indiretta.

SOURCES / *SORGENTI*	H25-S LED: LED CRI>80 MacAdam 2	H25-S: Linear fluorescent / *Fluorescenti lineari*
LIFETIME (LED VERSIONS)	50.000h L80B50 (Ta=25°C)	
WIRING / *CABLAGGIO ELETTRICO*	H25-S LED: Electrical harness wired for 220-240V-AC 50-60Hz power supply. 2.5 mm² LTN terminal block. Electronic ballast. Single switch. *Cablaggio elettrico alimentato a 220-240V-AC 50-60Hz. Morsettiera LTN 2,5 mm². Alimentatore elettronico. Accensione unica.*	H25-S: Electrical harness wired for 220-240V-AC 50-60Hz power supply. 2.5 mm² LTN terminal block. Multipower electronic ballast. Single switch. *Cablaggio elettrico alimentato a 220-240V-AC 50-60Hz. Morsettiera LTN 2,5 mm². Alimentatore elettronico multipotenza. Accensione unica.*

STANDARDS / *NORME*
DIRECTIVES / *DIRETTIVE*

To see page/*Vedere pagina* 339

H25-S LED

SUSPENSION
SOSPENSIONE

H25-S LED

primary module
modulo primario

- TXT diffuser *schermo TXT* — 3000K / 4000K
- CDP diffuser *schermo CDP* — 3000K / 4000K
- satin finish PMMA diffuser *schermo PMMA satinato* — 3000K / 4000K

additional module
modulo aggiuntivo

- TXT diffuser *schermo TXT* — 3000K / 4000K
- CDP diffuser *schermo CDP* — 3000K / 4000K
- satin finish PMMA diffuser *schermo PMMA satinato* — 3000K / 4000K

H25-S DESK LED

primary module
modulo primario

- TXT diffuser *schermo TXT* — 3000K / 4000K
- CDP diffuser *schermo CDP* — 3000K / 4000K
- satin finish PMMA diffuser *schermo PMMA satinato* — 3000K / 4000K

additional module
modulo aggiuntivo

- TXT diffuser *schermo TXT* — 3000K / 4000K
- CDP diffuser *schermo CDP* — 3000K / 4000K
- satin finish PMMA diffuser *schermo PMMA satinato* — 3000K / 4000K

H25-S

SUSPENSION
SOSPENSIONE

primary module
modulo primario

- TXT diffuser *schermo TXT*
- CDP diffuser *schermo CDP*
- satin finish PMMA diffuser *schermo PMMA satinato*

additional module
modulo aggiuntivo

- TXT diffuser *schermo TXT*
- CDP diffuser *schermo CDP*
- satin finish PMMA diffuser *schermo PMMA satinato*

H25-S

DIFFUSERS / *SCHERMI*

Satin finish PMMA diffuser
Schermo PMMA satinato

Light diffusion and uniform lighting.
Diffusione luminosa e uniformità d'illuminamento.



TXT diffuser
Schermo TXT

Controlled light emission and excellent light source screening.
Emissione luminosa controllata e ottima schermatura delle sorgenti.



CDP diffuser
Schermo CDP

High efficiency for controlled light emission and luminance reduction.
Elevata efficienza per emissione controllata e riduzione delle luminanze.

H25-S PRIMARY MODULE

SUSPENDED INSTALLATION - DIMENSIONS (mm) / *INSTALLAZIONE A SOSPENSIONE - DIMENSIONI (mm)*

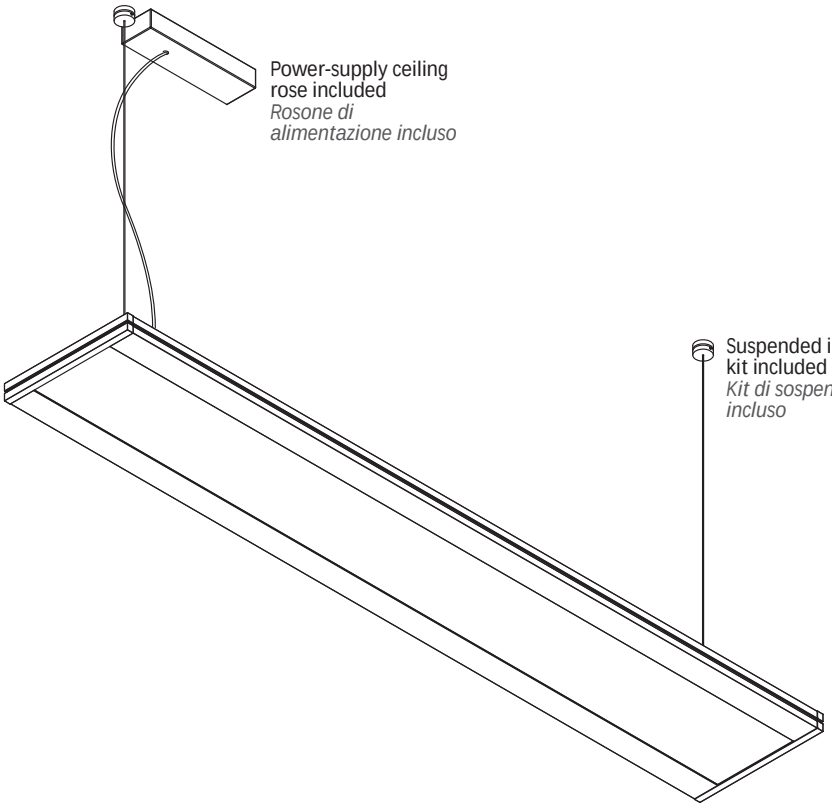

H25-S LED
primary module
modulo primario

version *versione*	source *sorgente*	L (mm)
CDP		
58W	8 LED engine	1190
70W	10 LED engine	1490
PMMA		
58W	8 LED engine	1190
70W	10 LED engine	1490
TXT		
58W	8 LED engine	1190
70W	10 LED engine	1490

H25-S
primary module
modulo primario

version *versione*	source *sorgente*	L (mm)
CDP		
2x28/54W	T5 G5	1190
2x35/49W	T5 G5	1490
PMMA		
2x28/54W	T5 G5	1190
2x35/49W	T5 G5	1490
TXT		
2x28/54W	T5 G5	1190
2x35/49W	T5 G5	1490

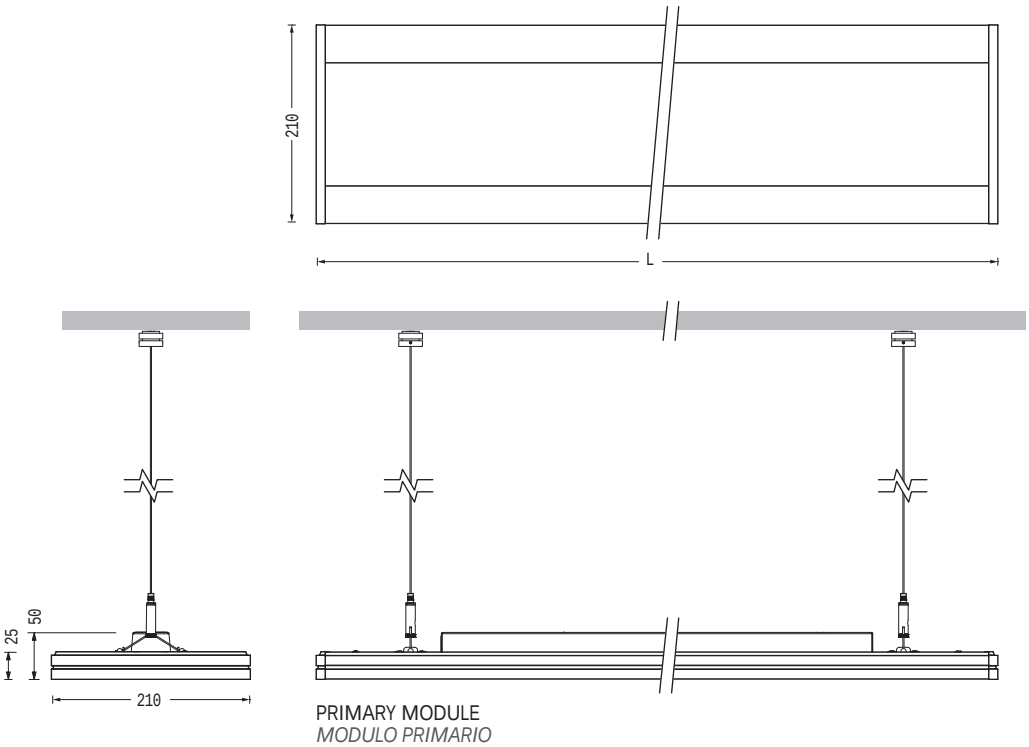

PRIMARY MODULE
MODULO PRIMARIO

Suspended mounting using Kit included with the lighting fixture.
Fissaggio a sospensione mediante Kit incluso nel corpo illuminante.

H25-S ADDITIONAL MODULE

SUSPENDED INSTALLATION - DIMENSIONS (mm) / *INSTALLAZIONE A SOSPENSIONE - DIMENSIONI (mm)*

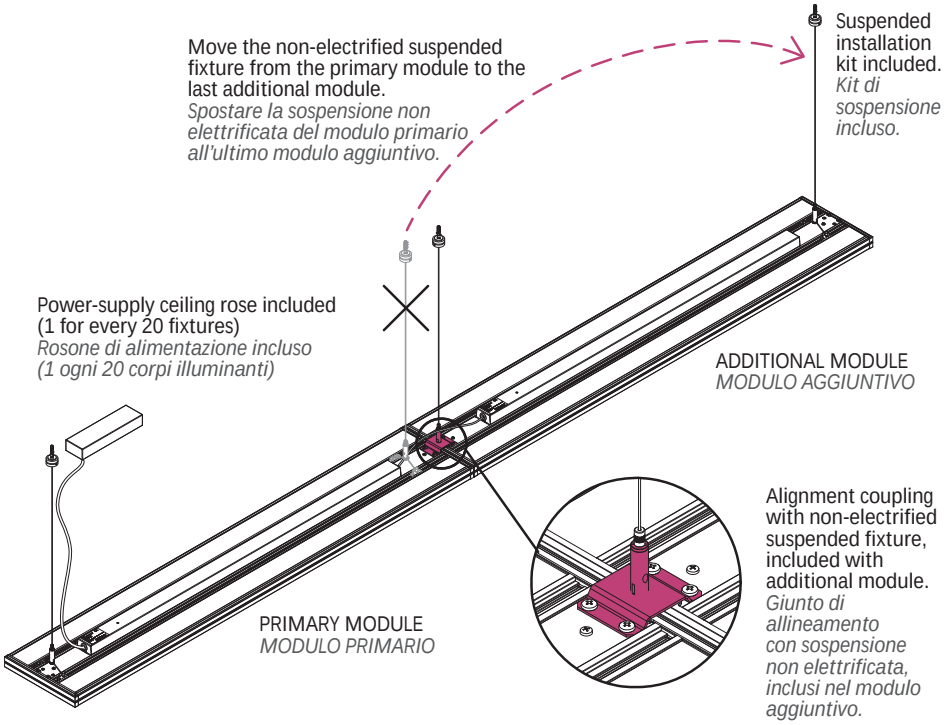

H25-S LED
additional module
modulo aggiuntivo

version *versione*	source *sorgente*	L (mm)
CDP		
58W	8 LED engine	1190
70W	10 LED engine	1490
PMMA		
58W	8 LED engine	1190
70W	10 LED engine	1490
TXT		
58W	8 LED engine	1190
70W	10 LED engine	1490

H25-S
additional module
modulo aggiuntivo

version *versione*	source *sorgente*	L (mm)
CDP		
2x28/54W	T5 G5	1190
2x35/49W	T5 G5	1490
PMMA		
2x28/54W	T5 G5	1190
2x35/49W	T5 G5	1490
TXT		
2x28/54W	T5 G5	1190
2x35/49W	T5 G5	1490

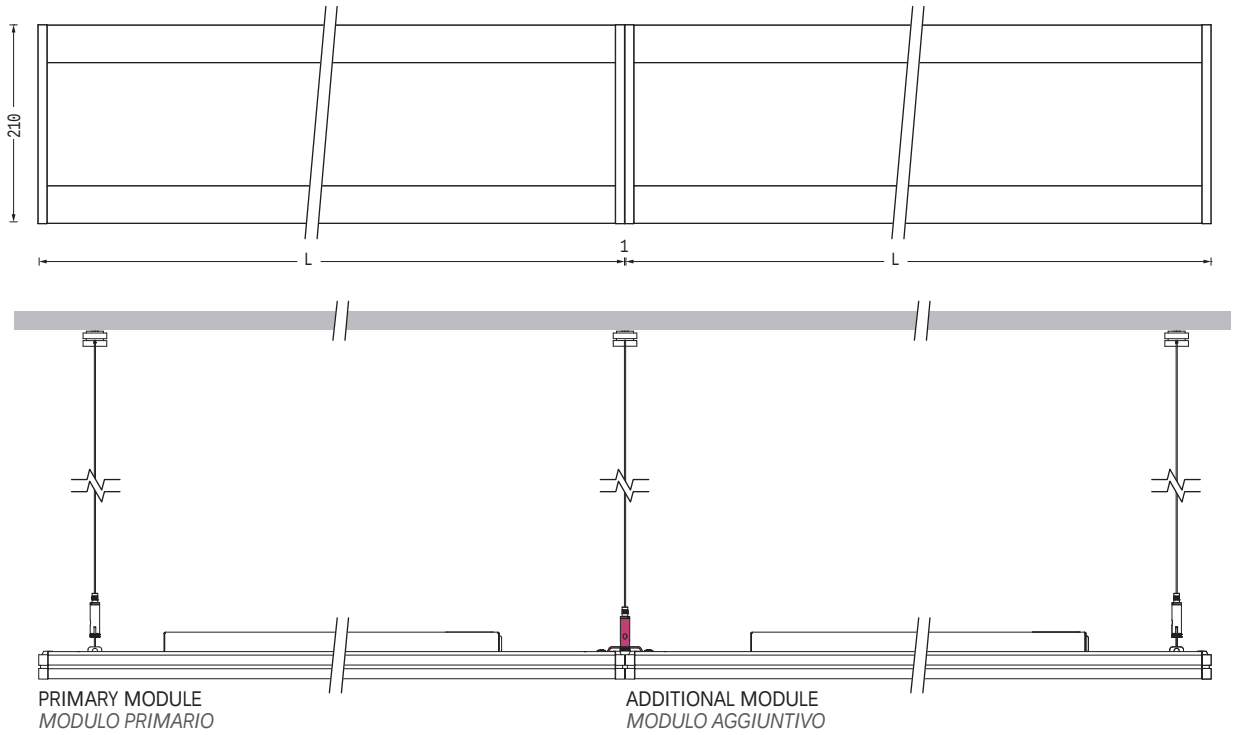

H25-S LED

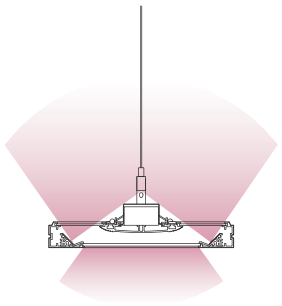

H25-S is mostly an indirect lighting device.
Since 80% of its light is distributed in the room indirectly, via the the ceiling.
H25-S gives offices and conference rooms highly uniform and pleasant general lighting.

Gli apparecchi H25-S hanno distribuzione prevalentemente indiretta.
L'80% circa della luce viene diffuso in riflessione dal soffitto, l'ideale per un'illuminazione generale omogenea e piacevole di uffici e sale conferenza.

INSTALLATION EXAMPLES / *TEST SUL CAMPO*

Typical application: conference room
Esempio di applicazione: sala conferenza

H25-S LED
CDP diffuser / *schermo CDP*

Number of luminaires 3
Numero di apparecchi: 3 unità

Light sources 70W LED
Lampade 70W LED

Illuminance level of task area 466 lx
Illuminamento zona di lavoro 466 lx

Illuminance level of ambient area 277 lx
Illuminamento circostante 277 lx

Specific installed load 7.94 W/m²
Potenza impegnata specifica 7,94 W/m²

Uniformity 0.79
Uniformità 0,79

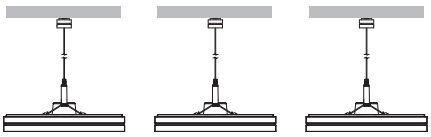

Reference: conference room, floor space 27 m², room height 2.7 m
Riferimento: sala conferenze, area 27 m², altezza locale 2,7 m



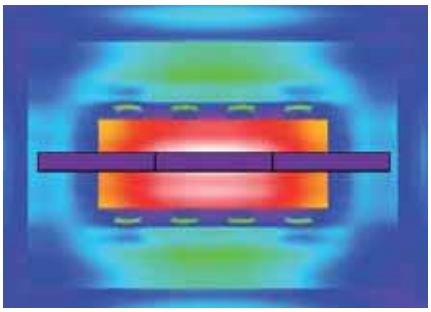

H25-S LED

Photometric data
Dati fotometrici

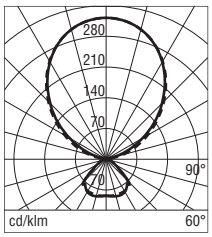

H25-S LED TXT 58W
LOR 100%
ULOR 78%
DLOR 22%
UGR trans. < 8
UGR long. < 8

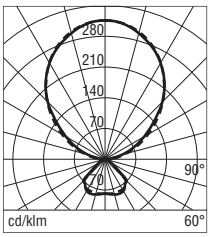

H25-S LED CDP 58W
LOR 100%
ULOR 79%
DLOR 21%
UGR trans. < 8
UGR long. < 8

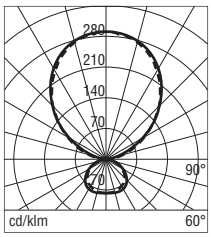

H25-S LED PMMA 58W
LOR 100%
ULOR 73%
DLOR 27%
UGR trans. < 14
UGR long. < 14

H25-S DESK LED

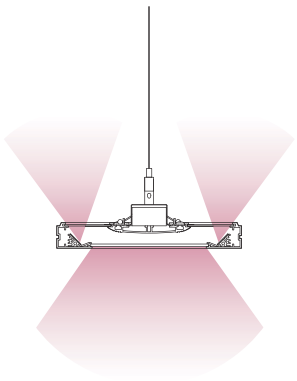

The focus of the H25-S DESK luminaire is on the direct light component, ensuring high lighting efficiency, low installed load and low number of luminaires required.

Le versioni H25-S DESK si concentrano sulla luce diretta, direzionando la maggior parte dell'emissione verso il basso. Questa caratteristica assicura un'elevata efficienza, riduce il numero degli apparecchi necessari e di conseguenza anche la potenza impegnata.

Typical application: conference room
Esempio di applicazione: sala conferenza

H25-S DESK LED
CDP diffuser / *schermo CDP*

Number of luminaires 2
Numero di apparecchi: 2 unità

Light sources 70W LED
Lampade 70W LED

Illuminance level of task area 507 lx
Illuminamento zona di lavoro 507 lx

Illuminance level of ambient area 226 lx
Illuminamento circostante 226 lx

Specific installed load 5.29 W/m²
Potenza impegnata specifica 5,29 W/m²

Uniformity 0.7
Uniformità 0,7

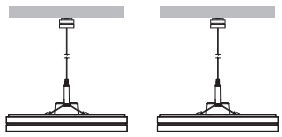

Reference: conference room, floor space 27 m², room height 2.7 m
Riferimento: sala conferenze, area 27 m², altezza locale 2,7 m





H25-S DESK LED

Photometric data
Dati fotometrici

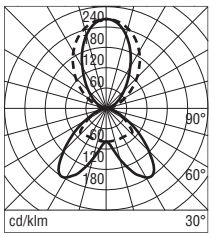

H25-S DESK LED TXT 58W
LOR 100%
ULOR 47%
DLOR 53%
UGR trans. < 15
UGR long. < 15

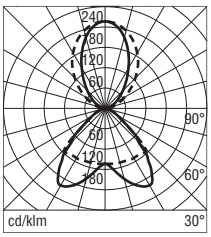

H25-S DESK LED CDP 58W
LOR 100%
ULOR 46%
DLOR 54%
UGR trans. < 13
UGR long. < 13

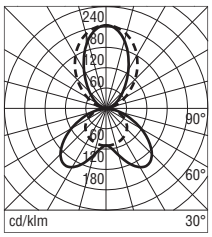

H25-S DESK LED PMMA 58W
LOR 100%
ULOR 43%
DLOR 57%
UGR trans. < 19
UGR long. < 17

STANDARD / BASE — embossed white RAL 9003 / bianco goffrato RAL 9003
VARIANT / VARIANTE — DN — semi-bright aluminium RAL 9006 / alluminio semilucido RAL 9006

H25-S LED primary module

SUSPENSION
SOSPENSIONE

TXT diffuser in transparent polycarbonate with micro-pyramid textured internal surface to reduce luminance levels at higher angles. Excellent uniformity. Direct/indirect light distribution.
Schermo TXT in policarbonato trasparente con superficie interna texturizzata a micropiramidi per riduzione dei livelli di luminanza agli angoli superiori. Elevata uniformità. Distribuzione luminosa diretta/indiretta.

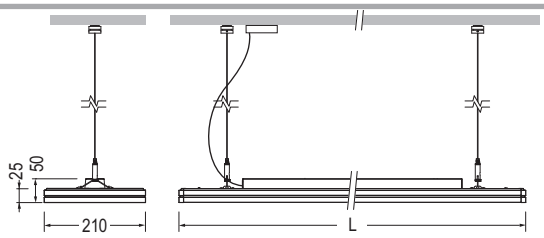

H25-S LED primary module TXT diffuser (3000K)
H25-S LED modulo primario schermo TXT (3000K)

CE IP20

Code *Codice*	System Power *Potenza Sistema*	Source *Sorgente*	Output flux *Flusso uscente*	D	DD	1E	L	A	H	Kg
T89XL051DN	58W	8 LED engine	4523 lm	•		•	1190	210	50	7,3
T89XL052DN	70W	10 LED engine	5654 lm	•		•	1490	210	50	8,2

H25-S LED primary module TXT diffuser (4000K)
H25-S LED modulo primario schermo TXT (4000K)

CE IP20

Code *Codice*	System Power *Potenza Sistema*	Source *Sorgente*	Output flux *Flusso uscente*	D	DD	1E	L	A	H	Kg
T89XL001DN	58W	8 LED engine	4997 lm	•		•	1190	210	50	7,3
T89XL002DN	70W	10 LED engine	6247 lm	•		•	1490	210	50	7,3

Photometric data reference:
Fotometria di riferimento:

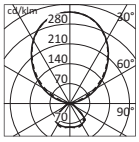

T89XL051DN

η 100%
UGR T < 8,6
UGR L < 8,4

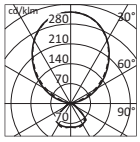

T89XL001DN

η 100%
UGR T < 8,8
UGR L < 8,6

Accessories included
Accessori inclusi

- TXT diffuser
- LED sources
- Power cable L=2000mm
- Electrified ceiling rose
- Suspension kit L=2000mm

- *Schermo TXT*
- *Sorgenti LED*
- *Cavo di alimentazione L=2000mm*
- *Rosone elettrificato*
- *Kit di sospensione L=2000mm*

Optional accessories
Accessori opzionali

- To see page 155
- *Vedere pagina 155*

SUSPENSION
SOSPENSIONE

CDP (Conical De-glaring Prism) diffuser with high-precision micro pyramids. Bright and homogeneous appearance. Glare-free atmosphere suitable for offices with video terminals. Direct/indirect light distribution.
Schermo CDP (Conical De-glaring Prism) a micropiramidi d'alta precisione. Aspetto omogeneo e brillante. Atmosfera priva di abbagliamenti adatta ad ambienti uso ufficio con videoterminali. Distribuzione luminosa diretta/indiretta.

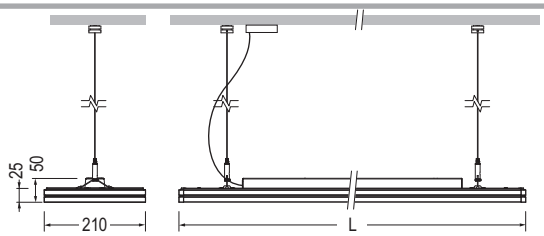

H25-S LED primary module CDP diffuser (3000K)
H25-S LED modulo primario schermo CDP (3000K)

CE IP20

Code *Codice*	System Power *Potenza Sistema*	Source *Sorgente*	Output flux *Flusso uscente*	D	DD	1E	L	A	H	Kg
T89TL051DN	58W	8 LED engine	4497 lm	•		•	1190	210	50	7,3
T89TL052DN	70W	10 LED engine	5621 lm	•		•	1490	210	50	8,2

H25-S LED primary module CDP diffuser (4000K)
H25-S LED modulo primario schermo CDP (4000K)

CE IP20

Code *Codice*	System Power *Potenza Sistema*	Source *Sorgente*	Output flux *Flusso uscente*	D	DD	1E	L	A	H	Kg
T89TL001DN	58W	8 LED engine	4968 lm	•		•	1190	210	50	7,3
T89TL002DN	70W	10 LED engine	6210 lm	•		•	1490	210	50	8,2

Photometric data reference:
Fotometria di riferimento:

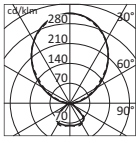

T89TL051DN

η 100%
UGR T < 8,2
UGR L < 8,1

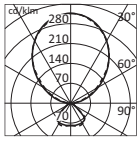

T89TL001DN

η 100%
UGR T < 8,4
UGR L < 8,3

Accessories included
Accessori inclusi

- CDP diffuser
- LED sources
- Power cable L=2000mm
- Electrified ceiling rose
- Suspension kit L=2000mm

- *Schermo CDP*
- *Sorgenti LED*
- *Cavo di alimentazione L=2000mm*
- *Rosone elettrificato*
- *Kit di sospensione L=2000mm*

Optional accessories
Accessori opzionali

- To see page 155
- *Vedere pagina 155*

STANDARD *BASE*	○ DN	embossed white RAL 9003 *bianco goffrato RAL 9003*
VARIANT *VARIANTE*	● CH	semi-bright aluminium RAL 9006 *alluminio semilucido RAL 9006*

H25-S LED primary module

SUSPENSION
SOSPENSIONE

"Glass-effect" satin-finish PMMA diffuser, 4 mm thick. Perfect alignment with the edge of the fixture. Direct glare reduction. Homogeneous appearance. Direct/indirect light distribution.
Schermo PMMA satinato "effetto vetro" spessore 4 mm. Perfetta complanarità con il profilo dell'apparecchio. Attenuazione dell'abbagliamento diretto. Aspetto omogeneo. Distribuzione luminosa diretta/indiretta.

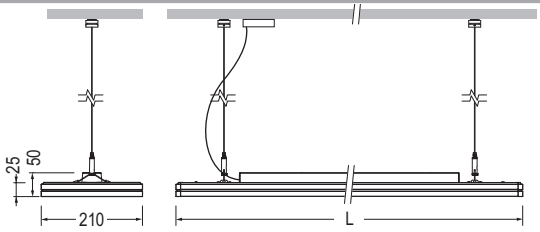

H25-S LED primary module satin finish PMMA diffuser (3000K)
H25-S LED modulo primario schermo PMMA satinato (3000K)

CE IP20

Code *Codice*	System Power *Potenza Sistema*	Source *Sorgente*	Output flux *Flusso uscente*	D	DD	1E	L	A	H	Kg
T89LL051DN	58W	8 LED engine	4424 lm	•	•		1190	210	50	7,3
T89LL052DN	70W	10 LED engine	5530 lm	•	•		1490	210	50	8,2

H25-S LED primary module satin finish PMMA diffuser (4000K)
H25-S LED modulo primario schermo PMMA satinato (4000K)

CE IP20

Code *Codice*	System Power *Potenza Sistema*	Source *Sorgente*	Output flux *Flusso uscente*	D	DD	1E	L	A	H	Kg
T89LL001DN	58W	8 LED engine	4888 lm	•	•		1190	210	50	7,3
T89LL002DN	70W	10 LED engine	6110 lm	•	•		1490	210	50	8,2

Photometric data reference:
Fotometria di riferimento:

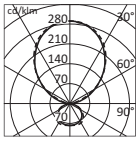

T89LL001DN

η 100%
UGR T < 14,1
UGR L < 13,6

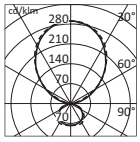

T89LL001DN

η 100%
UGR T < 14,3
UGR L < 13,8

Accessories included
Accessori inclusi

- satin finish PMMA diffuser
- LED sources
- Power cable L=2000mm
- Electrified ceiling rose
- Suspension kit L=2000mm

- *Schermo PMMA satinato*
- *Sorgenti LED*
- *Cavo di alimentazione L=2000mm*
- *Rosone elettrificato*
- *Kit di sospensione L=2000mm*

Optional accessories
Accessori opzionali

- To see page 155
- *Vedere pagina 155*

STANDARD / BASE — DN — embossed white RAL 9003 / bianco goffrato RAL 9003
VARIANT / VARIANTE — CH — semi-bright aluminium RAL 9006 / alluminio semilucido RAL 9006

H25-S LED additional module

SUSPENSION
SOSPENSIONE

TXT diffuser in transparent polycarbonate with micro-pyramid textured internal surface to reduce luminance levels at higher angles. Excellent uniformity. Direct/indirect light distribution.
Schermo TXT in policarbonato trasparente con superficie interna texturizzata a micropiramidi per riduzione dei livelli di luminanza agli angoli superiori. Elevata uniformità. Distribuzione luminosa diretta/indiretta.

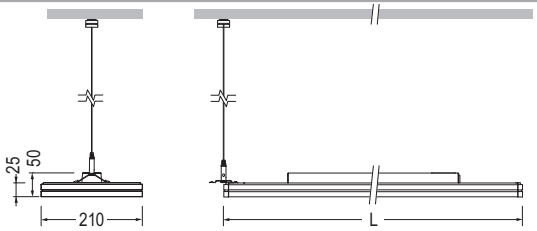

H25-S LED additional module TXT diffuser (3000K)
H25-S LED modulo aggiuntivo schermo TXT (3000K)

CE IP20

Code *Codice*	System Power *Potenza Sistema*	Source *Sorgente*	Output flux *Flusso uscente*	D	DD	1E	L	A	H	Kg
T89XL251DN	58W	8 LED engine	4523 lm	•		•	1190	210	50	7,3
T89XL252DN	70W	10 LED engine	5654 lm	•		•	1490	210	50	8,2

H25-S LED additional module TXT diffuser (4000K)
H25-S LED modulo aggiuntivo schermo TXT (4000K)

CE IP20

Code *Codice*	System Power *Potenza Sistema*	Source *Sorgente*	Output flux *Flusso uscente*	D	DD	1E	L	A	H	Kg
T89XL201DN	58W	8 LED engine	4997 lm	•		•	1190	210	50	7,3
T89XL202DN	70W	10 LED engine	6247 lm	•		•	1490	210	50	7,3

Photometric data reference:
Fotometria di riferimento:

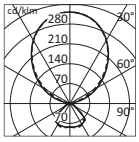

T89XL251DN

η 100%
UGR T < 8,6
UGR L < 8,4

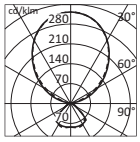

T89XL201DN

η 100%
UGR T < 8,8
UGR L < 8,6

Accessories included
Accessori inclusi

- TXT diffuser
- LED sources
- Power cable for connection to preceding module
- Alignment coupling and suspension L=2000mm

- *Schermo TXT*
- *Sorgenti LED*
- *Cavo di alimentazione per connessione con modulo precedente*
- *Giunto di allineamento e sospensione L=2000mm*

Optional accessories
Accessori opzionali

- To see page 155
- *Vedere pagina 155*

SUSPENSION
SOSPENSIONE

CDP (Conical De-glaring Prism) diffuser with high-precision micro pyramids. Bright and homogeneous appearance. Glare-free atmosphere suitable for offices with video terminals. Direct/indirect light distribution.
Schermo CDP (Conical De-glaring Prism) a micropiramidi d'alta precisione. Aspetto omogeneo e brillante. Atmosfera priva di abbagliamenti adatta ad ambienti uso ufficio con videoterminali. Distribuzione luminosa diretta/indiretta.

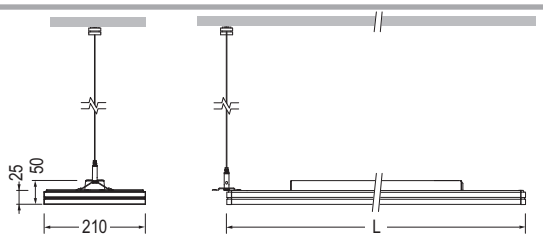

H25-S LED additional module CDP diffuser (3000K)
H25-S LED modulo aggiuntivo schermo CDP (3000K)

CE IP20

Code *Codice*	System Power *Potenza Sistema*	Source *Sorgente*	Output flux *Flusso uscente*	D	DD	1E	L	A	H	Kg
T89TL251DN	58W	8 LED engine	4497 lm	•		•	1190	210	50	7,3
T89TL252DN	70W	10 LED engine	5621 lm	•		•	1490	210	50	8,2

H25-S LED additional module CDP diffuser (4000K)
H25-S LED modulo aggiuntivo schermo CDP (4000K)

CE IP20

Code *Codice*	System Power *Potenza Sistema*	Source *Sorgente*	Output flux *Flusso uscente*	D	DD	1E	L	A	H	Kg
T89TL201DN	58W	8 LED engine	4968 lm	•		•	1190	210	50	7,3
T89TL202DN	70W	10 LED engine	6210 lm	•		•	1490	210	50	8,2

Photometric data reference:
Fotometria di riferimento:

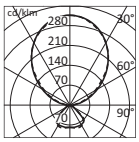

T89TL201DN

η 100%
UGR T < 8,4
UGR L < 8,3

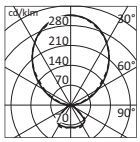

T89TL202DN

η 100%
UGR T < 8,4
UGR L < 8,3

Accessories included
Accessori inclusi

- CDP diffuser
- LED sources
- Power cable for connection to preceding module
- Alignment coupling and suspension L=2000mm

- *Schermo CDP*
- *Sorgenti LED*
- *Cavo di alimentazione per connessione con modulo precedente*
- *Giunto di allineamento e sospensione L=2000mm*

Optional accessories
Accessori opzionali

- To see page 155
- *Vedere pagina 155*

STANDARD *BASE*	○ DN	embossed white RAL 9003 *bianco goffrato RAL 9003*
VARIANT *VARIANTE*	● CH	semi-bright aluminium RAL 9006 *alluminio semilucido RAL 9006*

H25-S LED additional module

SUSPENSION
SOSPENSIONE

"Glass-effect" satin-finish PMMA diffuser, 4 mm thick. Perfect alignment with the edge of the fixture. Direct glare reduction. Homogeneous appearance. Direct/indirect light distribution.
Schermo PMMA satinato "effetto vetro" spessore 4 mm. Perfetta complanarità con il profilo dell'apparecchio. Attenuazione dell'abbagliamento diretto. Aspetto omogeneo. Distribuzione luminosa diretta/indiretta.

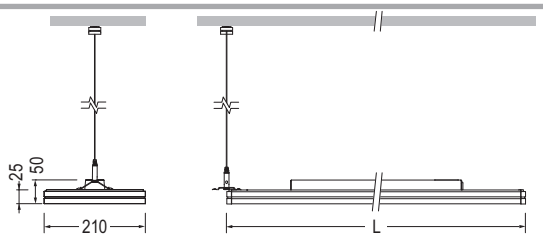

H25-S LED additional module satin finish PMMA diffuser (3000K)
H25-S LED modulo aggiuntivo schermo PMMA satinato (3000K)

CE IP20

Code *Codice*	System Power *Potenza Sistema*	Source *Sorgente*	Output flux *Flusso uscente*	D	DD	1E	L	A	H	Kg
T89LL251DN	58W	8 LED engine	4424 lm	•		•	1190	210	50	7,3
T89LL252DN	70W	10 LED engine	5530 lm	•		•	1490	210	50	8,2

H25-S LED additional module satin finish PMMA diffuser (4000K)
H25-S LED modulo aggiuntivo schermo PMMA satinato (4000K)

CE IP20

Code *Codice*	System Power *Potenza Sistema*	Source *Sorgente*	Output flux *Flusso uscente*	D	DD	1E	L	A	H	Kg
T89LL201DN	58W	8 LED engine	4888 lm	•		•	1190	210	50	7,3
T89LL202DN	70W	10 LED engine	6110 lm	•		•	1490	210	50	8,2

Photometric data reference:
Fotometria di riferimento:

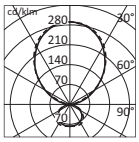

T89LL251DN

η 100%
UGR T < 14,1
UGR L < 13,6

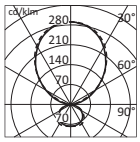

T89LL201DN

η 100%
UGR T < 14,3
UGR L < 13,8

Accessories included
Accessori inclusi

- Satin finish PMMA diffuser
- LED sources
- Power cable for connection to preceding module
- Alignment coupling and suspension L=2000mm

- *Schermo PMMA satinato*
- *Sorgenti LED*
- *Cavo di alimentazione per connessione con modulo precedente*
- *Giunto di allineamento e sospensione L=2000mm*

Optional accessories
Accessori opzionali

- To see page 155
- *Vedere pagina 155*

STANDARD / BASE — DN — embossed white RAL 9003 / bianco goffrato RAL 9003
VARIANT / VARIANTE — CH — semi-bright aluminium RAL 9006 / alluminio semilucido RAL 9006

H25-S DESK LED primary module

SUSPENSION
SOSPENSIONE

TXT diffuser in transparent polycarbonate with micro-pyramid textured internal surface to reduce luminance levels at higher angles. Excellent uniformity. Direct/indirect light distribution.
Schermo TXT in policarbonato trasparente con superficie interna texturizzata a micropiramidi per riduzione dei livelli di luminanza agli angoli superiori. Elevata uniformità. Distribuzione luminosa diretta/indiretta.

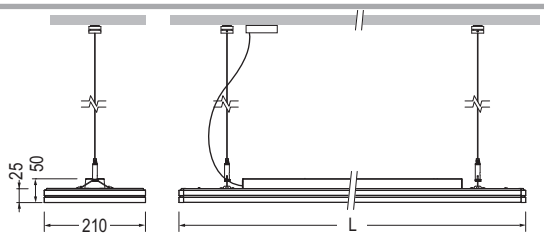

H25-S DESK LED primary module TXT diffuser (3000K)
H25-S DESK LED modulo primario schermo TXT (3000K)

CE IP20

Code *Codice*	System Power *Potenza Sistema*	Source *Sorgente*	Output flux *Flusso uscente*	D	DD	1E	L	A	H	Kg
T89XL151DN	58W	8 LED engine	4382 lm	•	•		1190	210	50	7,3
T89XL152DN	70W	10 LED engine	5477 lm	•	•		1490	210	50	8,2

H25-S DESK LED primary module TXT diffuser (4000K)
H25-S DESK LED modulo primario schermo TXT (4000K)

CE IP20

Code *Codice*	System Power *Potenza Sistema*	Source *Sorgente*	Output flux *Flusso uscente*	D	DD	1E	L	A	H	Kg
T89XL101DN	58W	8 LED engine	4618 lm	•	•		1190	210	50	7,3
T89XL102DN	70W	10 LED engine	5773 lm	•	•		1490	210	50	8,2

Photometric data reference:
Fotometria di riferimento:
T89XL101DN

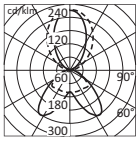

T89XL151DN
η 100%
UGR T < 17,1
UGR L < 16,3

T89XL101DN
η 100%
UGR T < 16,5
UGR L < 17,4

Accessories included
Accessori inclusi

- TXT diffuser
- LED sources
- Power cable L=2000mm
- Electrified ceiling rose
- Suspension kit L=2000mm

- *Schermo TXT*
- *Sorgenti LED*
- *Cavo di alimentazione L=2000mm*
- *Rosone elettrificato*
- *Kit di sospensione L=2000mm*

Optional accessories
Accessori opzionali

- To see page 155
- *Vedere pagina 155*

SUSPENSION
SOSPENSIONE

CDP (Conical De-glaring Prism) diffuser with high-precision micro pyramids. Bright and homogeneous appearance. Glare-free atmosphere suitable for offices with video terminals. Direct/indirect light distribution.
Schermo CDP (Conical De-glaring Prism) a micropiramidi d'alta precisione. Aspetto omogeneo e brillante. Atmosfera priva di abbagliamenti adatta ad ambienti uso ufficio con videoterminali. Distribuzione luminosa diretta/indiretta.

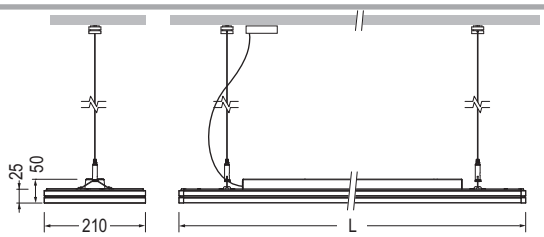

H25-S DESK LED primary module CDP diffuser (3000K)
H25-S DESK LED modulo primario schermo CDP (3000K)

CE IP20

Code *Codice*	System Power *Potenza Sistema*	Source *Sorgente*	Output flux *Flusso uscente*	D	DD	1E	L	A	H	Kg
T89TL151DN	58W	8 LED engine	4395 lm	•	•		1190	210	50	7,3
T89TL152DN	70W	10 LED engine	5493 lm	•	•		1490	210	50	8,2

H25-S DESK LED primary module CDP diffuser (4000K)
H25-S DESK LED modulo primario schermo CDP (4000K)

CE IP20

Code *Codice*	System Power *Potenza Sistema*	Source *Sorgente*	Output flux *Flusso uscente*	D	DD	1E	L	A	H	Kg
T89TL101DN	58W	8 LED engine	4632 lm	•	•		1190	210	50	7,3
T89TL102DN	70W	10 LED engine	5790 lm	•	•		1490	210	50	8,2

Photometric data reference:
Fotometria di riferimento:

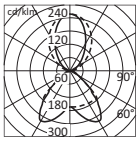

T89TL151DN
η 100%
UGR T < 14,9
UGR L < 15,1

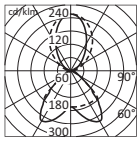

T89TL101DN
η 100%
UGR T < 15,1
UGR L < 15,3

Accessories included
Accessori inclusi

- CDP diffuser
- LED sources
- Power cable L=2000mm
- Electrified ceiling rose
- Suspension kit L=2000mm

- *Schermo CDP*
- *Sorgenti LED*
- *Cavo di alimentazione L=2000mm*
- *Rosone elettrificato*
- *Kit di sospensione L=2000mm*

Optional accessories
Accessori opzionali

- To see page 155
- *Vedere pagina 155*

STANDARD *BASE*	○ DN	embossed white RAL 9003 *bianco goffrato RAL 9003*
VARIANT *VARIANTE*	● CH	semi-bright aluminium RAL 9006 *alluminio semilucido RAL 9006*

H25-S DESK LED primary module

SUSPENSION
SOSPENSIONE

"Glass-effect" satin-finish PMMA diffuser, 4 mm thick. Perfect alignment with the edge of the fixture. Direct glare reduction. Homogeneous appearance. Direct/indirect light distribution.
Schermo PMMA satinato "effetto vetro" spessore 4 mm. Perfetta complanarità con il profilo dell'apparecchio. Attenuazione dell'abbagliamento diretto. Aspetto omogeneo. Distribuzione luminosa diretta/indiretta.

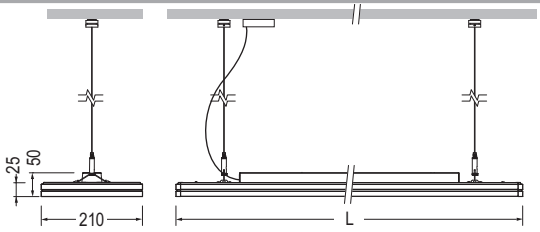

H25-S DESK LED primary module satin finish PMMA diffuser (3000K)
H25-S DESK LED modulo primario schermo PMMA satinato (3000K)

CE IP20

Code *Codice*	System Power *Potenza Sistema*	Source *Sorgente*	Output flux *Flusso uscente*	D	DD	1E	L	A	H	Kg
T89LL151DN	58W	8 LED engine	4602 lm		•	•	1190	210	50	7,3
T89LL152DN	70W	10 LED engine	5753 lm		•	•	1490	210	50	8,2

H25-S DESK LED primary module satin finish PMMA diffuser (4000K)
H25-S DESK LED modulo primario schermo PMMA satinato (4000K)

CE IP20

Code *Codice*	System Power *Potenza Sistema*	Source *Sorgente*	Output flux *Flusso uscente*	D	DD	1E	L	A	H	Kg
T89LL101DN	58W	8 LED engine	4851 lm		•	•	1190	210	50	7,3
T89LL102DN	70W	10 LED engine	6064 lm		•	•	1490	210	50	8,2

Photometric data reference:
Fotometria di riferimento:

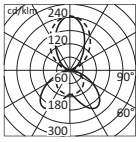

T89LL151DN

η 100%
UGR T < 20,7
UGR L < 18,6

T89LL101DN

η 100%
UGR T < 20,9
UGR L < 18,8

Accessories included
Accessori inclusi

- satin finish PMMA diffuser
- LED sources
- Power cable L=2000mm
- Electrified ceiling rose
- Suspension kit L=2000mm

- *Schermo PMMA satinato*
- *Sorgenti LED*
- *Cavo di alimentazione L=2000mm*
- *Rosone elettrificato*
- *Kit di sospensione L=2000mm*

Optional accessories
Accessori opzionali

- To see page 155
- *Vedere pagina 155*

STANDARD *BASE*	○ DN	embossed white RAL 9003 *bianco goffrato RAL 9003*
VARIANT *VARIANTE*	● CH	semi-bright aluminium RAL 9006 *alluminio semilucido RAL 9006*

H25-S DESK LED additional module

SUSPENSION
SOSPENSIONE

TXT diffuser in transparent polycarbonate with micro-pyramid textured internal surface to reduce luminance levels at higher angles. Excellent uniformity.
Direct/indirect light distribution.
Schermo TXT in policarbonato trasparente con superficie interna texturizzata a micropiramidi per riduzione dei livelli di luminanza agli angoli superiori. Elevata uniformità. Distribuzione luminosa diretta/indiretta.

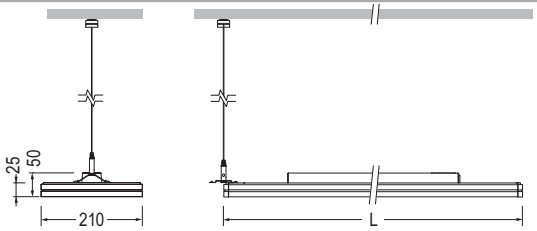

H25-S DESK LED additional module TXT diffuser (3000K)
H25-S DESK LED modulo aggiuntivo schermo TXT (3000K)

CE ⏚ IP20

Code *Codice*	System Power *Potenza Sistema*	Source *Sorgente*	Output flux *Flusso uscente*	D	DD	1E	L	A	H	Kg
T89XL351DN	58W	8 LED engine	4382 lm	•		•	1190	210	50	7,3
T89XL352DN	70W	10 LED engine	5477 lm	•		•	1490	210	50	8,2

H25-S DESK LED additional module TXT diffuser (4000K)
H25-S DESK LED modulo aggiuntivo schermo TXT (4000K)

CE ⏚ IP20

Code *Codice*	System Power *Potenza Sistema*	Source *Sorgente*	Output flux *Flusso uscente*	D	DD	1E	L	A	H	Kg
T89XL301DN	58W	8 LED engine	4618 lm	•		•	1190	210	50	7,3
T89XL302DN	70W	10 LED engine	5773 lm	•		•	1490	210	50	7,3

Photometric data reference:
Fotometria di riferimento:

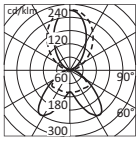

T89XL351DN

η 100%
UGR T < 17,1
UGR L < 16,3

T89XL301DN

η 100%
UGR T < 16,5
UGR L < 17,4

Accessories included
Accessori inclusi

- TXT diffuser
- LED sources
- Power cable for connection to preceding module
- Alignment coupling and suspension L=2000mm

- *Schermo TXT*
- *Sorgenti LED*
- *Cavo di alimentazione per connessione con modulo precedente*
- *Giunto di allineamento e sospensione L=2000mm*

Optional accessories
Accessori opzionali

- To see page 155
- *Vedere pagina 155*

SUSPENSION
SOSPENSIONE

CDP (Conical De-glaring Prism) diffuser with high-precision micro pyramids. Bright and homogeneous appearance. Glare-free atmosphere suitable for offices with video terminals. Direct/indirect light distribution.
Schermo CDP (Conical De-glaring Prism) a micropiramidi d'alta precisione. Aspetto omogeneo e brillante. Atmosfera priva di abbagliamenti adatta ad ambienti uso ufficio con videoterminali. Distribuzione luminosa diretta/indiretta.

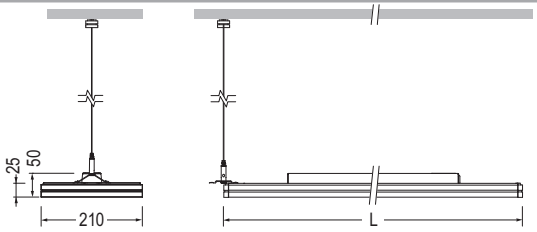

H25-S DESK LED additional module CDP diffuser (3000K)
H25-S DESK LED modulo aggiuntivo schermo CDP (3000K)

CE ⏚ IP20

Code *Codice*	System Power *Potenza Sistema*	Source *Sorgente*	Output flux *Flusso uscente*	D	DD	1E	L	A	H	Kg
T89TL351DN	58W	8 LED engine	4395 lm	•		•	1190	210	50	7,3
T89TL352DN	70W	10 LED engine	5493 lm	•		•	1490	210	50	8,2

H25-S DESK LED additional module CDP diffuser (4000K)
H25-S DESK LED modulo aggiuntivo schermo CDP (4000K)

CE ⏚ IP20

Code *Codice*	System Power *Potenza Sistema*	Source *Sorgente*	Output flux *Flusso uscente*	D	DD	1E	L	A	H	Kg
T89TL301DN	58W	8 LED engine	4632 lm	•		•	1190	210	50	7,3
T89TL302DN	70W	10 LED engine	5790 lm	•		•	1490	210	50	8,2

Photometric data reference:
Fotometria di riferimento:
T89TL301DN

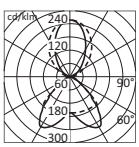

T89TL351DN

η 100%
UGR T < 14,9
UGR L < 15,1

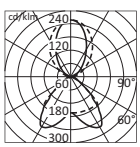

T89TL301DN

η 100%
UGR T < 15,1
UGR L < 15,3

Accessories included
Accessori inclusi

- CDP diffuser
- LED sources
- Power cable for connection to preceding module
- Alignment coupling and suspension L=2000mm

- *Schermo CDP*
- *Sorgenti LED*
- *Cavo di alimentazione per connessione con modulo precedente*
- *Giunto di allineamento e sospensione L=2000mm*

Optional accessories
Accessori opzionali

- To see page 155
- *Vedere pagina 155*

STANDARD *BASE*	○ DN	embossed white RAL 9003 *bianco goffrato RAL 9003*
VARIANT *VARIANTE*	● CH	semi-bright aluminium RAL 9006 *alluminio semilucido RAL 9006*

H25-S DESK LED additional module

SUSPENSION
SOSPENSIONE

"Glass-effect" satin-finish PMMA diffuser, 4 mm thick. Perfect alignment with the edge of the fixture. Direct glare reduction. Homogeneous appearance. Direct/indirect light distribution.
Schermo PMMA satinato "effetto vetro" spessore 4 mm. Perfetta complanarità con il profilo dell'apparecchio. Attenuazione dell'abbagliamento diretto. Aspetto omogeneo. Distribuzione luminosa diretta/indiretta.

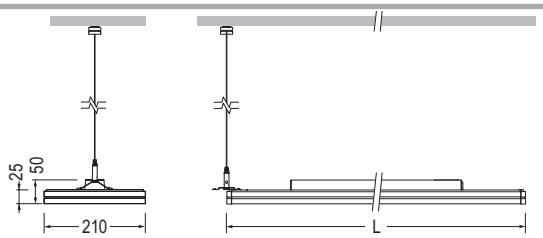

H25-S DESK LED additional module satin finish PMMA diffuser (3000K)
H25-S DESK LED modulo aggiuntivo schermo PMMA satinato (3000K)

CE IP20

Code *Codice*	System Power *Potenza Sistema*	Source *Sorgente*	Output flux *Flusso uscente*	D	DD	1E	L	A	H	Kg
T89LL351DN	58W	8 LED engine	4602 lm	•		•	1190	210	50	7,3
T89LL352DN	70W	10 LED engine	5753 lm	•		•	1490	210	50	8,2

H25-S DESK LED additional module satin finish PMMA diffuser (4000K)
H25-S DESK LED modulo aggiuntivo schermo PMMA satinato (4000K)

CE IP20

Code *Codice*	System Power *Potenza Sistema*	Source *Sorgente*	Output flux *Flusso uscente*	D	DD	1E	L	A	H	Kg
T89LL301DN	58W	8 LED engine	4851 lm	•		•	1190	210	50	7,3
T89LL302DN	70W	10 LED engine	6064 lm	•		•	1490	210	50	8,2

Photometric data reference:
Fotometria di riferimento:

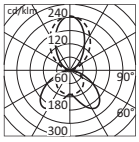

T89LL351DN

η 100%
UGR T < 20,7
UGR L < 18,6

T89LL301DN

η 100%
UGR T < 20,9
UGR L < 18,8

Accessories included
Accessori inclusi

- Satin finish PMMA diffuser
- LED sources
- Power cable for connection to preceding module
- Alignment coupling and suspension L=2000mm

- *Schermo PMMA satinato*
- *Sorgenti LED*
- *Cavo di alimentazione per connessione con modulo precedente*
- *Giunto di allineamento e sospensione L=2000mm*

Optional accessories
Accessori opzionali

- To see page 155
- *Vedere pagina 155*

Espacio Aretha Showroom - Madrid - Spain

STANDARD *BASE*	DN	embossed white RAL 9003 *bianco goffrato RAL 9003*
VARIANT *VARIANTE*	CH	semi-bright aluminium RAL 9006 *alluminio semilucido RAL 9006*

H25-S primary module

SUSPENSION
SOSPENSIONE

TXT diffuser in transparent polycarbonate with micro-pyramid textured internal surface to reduce luminance levels at higher angles. Excellent uniformity. Direct/indirect light distribution.
Schermo TXT in policarbonato trasparente con superficie interna texturizzata a micropiramidi per riduzione dei livelli di luminanza agli angoli superiori. Elevata uniformità. Distribuzione luminosa diretta/ indiretta.

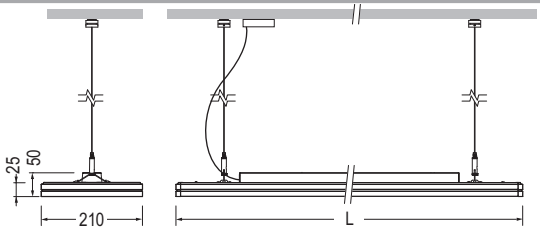

H25-S primary module TXT diffuser
H25-S modulo primario schermo TXT

CE IP20

Code *Codice*	Source Power *Potenza Sorgente*	Source *Sorgente*	Socket *Attacco*	D	DD	1E	L	A	H	Kg
M89XD001DN	2x28/54W	T5	G5	•	•	•	1190	210	50	6,7
M89XD002DN	2x35/49W	T5	G5	•	•	•	1490	210	50	7,5

Photometric data reference:
Fotometria di riferimento:
M89XD001DN

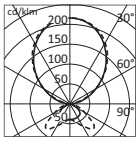

η 75%
UGR T < 14,3
UGR L < 10,9

Accessories included
Accessori inclusi

- TXT diffuser
- Power cable L=2000mm
- Electrified ceiling rose
- Suspension kit L=2000mm

- *Schermo TXT*
- *Cavo di alimentazione L=2000mm*
- *Rosone elettrificato*
- *Kit di sospensione L=2000mm*

Optional accessories
Accessori opzionali

- To see page 155
- *Vedere pagina 155*

SUSPENSION
SOSPENSIONE

CDP (Conical De-glaring Prism) diffuser with high-precision micro pyramids. Bright and homogeneous appearance. Glare-free atmosphere suitable for offices with video terminals. Direct/indirect light distribution.
Schermo CDP (Conical De-glaring Prism) a micropiramidi d'alta precisione. Aspetto omogeneo e brillante. Atmosfera priva di abbagliamenti adatta ad ambienti uso ufficio con videoterminali. Distribuzione luminosa diretta/ indiretta.

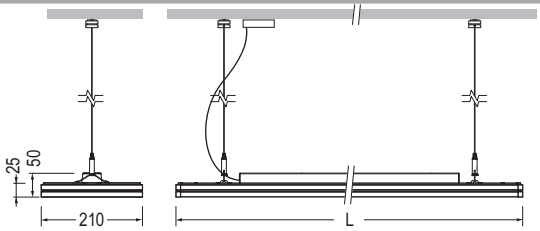

H25-S primary module CDP diffuser
H25-S modulo primario schermo CDP

CE IP20

Code *Codice*	Source Power *Potenza Sorgente*	Source *Sorgente*	Socket *Attacco*	D	DD	1E	L	A	H	Kg
M89TD001DN	2x28/54W	T5	G5	•	•	•	1190	210	50	6,7
M89TD002DN	2x35/49W	T5	G5	•	•	•	1490	210	50	7,5

Photometric data reference:
Fotometria di riferimento:
M89TD001DN

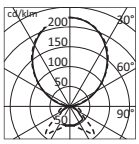

η 77%
UGR T < 15,6
UGR L < 11,6

Accessories included
Accessori inclusi

- CDP diffuser
- Power cable L=2000mm
- Electrified ceiling rose
- Suspension kit L=2000mm

- *Schermo CDP*
- *Cavo di alimentazione L=2000mm*
- *Rosone elettrificato*
- *Kit di sospensione L=2000mm*

Optional accessories
Accessori opzionali

- To see page 155
- *Vedere pagina 155*

STANDARD *BASE*	○ DN	embossed white RAL 9003 *bianco goffrato RAL 9003*
VARIANT *VARIANTE*	● CH	semi-bright aluminium RAL 9006 *alluminio semilucido RAL 9006*

H25-S primary module

SUSPENSION
SOSPENSIONE

"Glass-effect" satin-finish PMMA diffuser, 4 mm thick. Perfect alignment with the edge of the fixture. Direct glare reduction. Homogeneous appearance. Direct/indirect light distribution.
Schermo PMMA satinato "effetto vetro" spessore 4 mm. Perfetta complanarità con il profilo dell'apparecchio. Attenuazione dell'abbagliamento diretto. Aspetto omogeneo. Distribuzione luminosa diretta/indiretta.

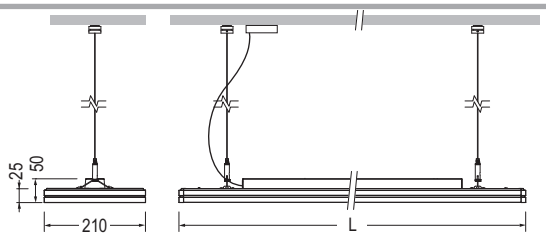

H25-S primary module satin finish PMMA diffuser
H25-S modulo primario schermo PMMA satinato

CE ⏚ IP20

Code *Codice*	Source Power *Potenza Sorgente*	Source *Sorgente*	Socket *Attacco*	D	DD	1E	L	A	H	Kg
M89LD001DN	2x28/54W	T5	G5	•	•	•	1190	210	50	6,7
M89LD002DN	2x35/49W	T5	G5	•	•	•	1490	210	50	7,5

Photometric data reference:
Fotometria di riferimento:
M89LD001DN

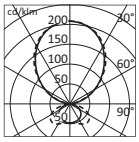

η 74%
UGR T < 16,7
UGR L < 13,4

Accessories included
Accessori inclusi

- satin finish PMMA diffuser
- Power cable L=2000mm
- Electrified ceiling rose
- Suspension kit L=2000mm

- *Schermo PMMA satinato*
- *Cavo di alimentazione L=2000mm*
- *Rosone elettrificato*
- *Kit di sospensione L=2000mm*

Optional accessories
Accessori opzionali

- To see page 155
- *Vedere pagina 155*

H25-S additional module

SUSPENSION
SOSPENSIONE

TXT diffuser in transparent polycarbonate with micro-pyramid textured internal surface to reduce luminance levels at higher angles. Excellent uniformity. Direct/indirect light distribution.
Schermo TXT in policarbonato trasparente con superficie interna texturizzata a micropiramidi per riduzione dei livelli di luminanza agli angoli superiori. Elevata uniformità. Distribuzione luminosa diretta/indiretta.

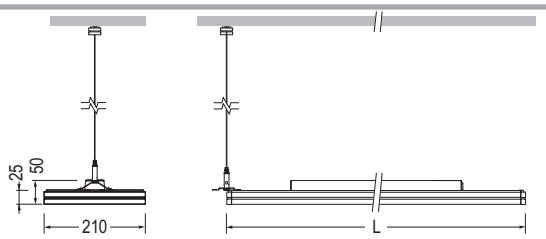

H25-S additional module TXT diffuser
H25-S modulo aggiuntivo schermo TXT

CE ⏚ IP20

Code *Codice*	Source Power *Potenza Sorgente*	Source *Sorgente*	Socket *Attacco*	D	DD	1E	L	A	H	Kg
M89XD201DN	2x28/54W	T5	G5	•	•	•	1190	210	50	6,7
M89XD202DN	2x35/49W	T5	G5	•	•	•	1490	210	50	7,5

Photometric data reference:
Fotometria di riferimento:
M89XD201DN

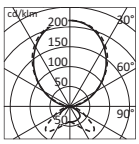

η 75%
UGR T < 14,3
UGR L < 10,9

Accessories included
Accessori inclusi

- TXT diffuser
- Power cable for connection to preceding module
- Alignment coupling and suspension L=2000mm

- *Schermo TXT*
- *Cavo di alimentazione per connessione con modulo precedente*
- *Giunto di allineamento e sospensione L=2000mm*

Optional accessories
Accessori opzionali

- To see page 155
- *Vedere pagina 155*

STANDARD *BASE*	DN	embossed white RAL 9003 *bianco goffrato RAL 9003*
VARIANT *VARIANTE*	CH	semi-bright aluminium RAL 9006 *alluminio semilucido RAL 9006*

H25-S additional module

SUSPENSION
SOSPENSIONE

CDP (Conical De-glaring Prism) diffuser with high-precision micro pyramids. Bright and homogeneous appearance. Glare-free atmosphere suitable for offices with video terminals. Direct/indirect light distribution.
Schermo CDP (Conical De-glaring Prism) a micropiramidi d'alta precisione. Aspetto omogeneo e brillante. Atmosfera priva di abbagliamenti adatta ad ambienti uso ufficio con videoterminali. Distribuzione luminosa diretta/indiretta.

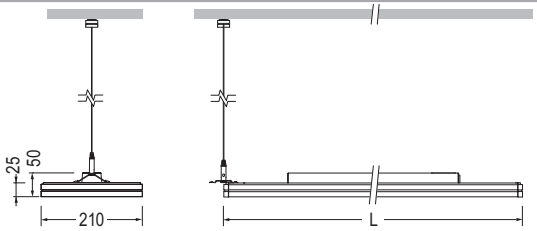

H25-S additional module CDP diffuser
H25-S modulo aggiuntivo schermo CDP

CE IP20

Code *Codice*	Source Power *Potenza Sorgente*	Source *Sorgente*	Socket *Attacco*	D	DD	1E	L	A	H	Kg
M89TD201DN	2x28/54W	T5	G5	•	•	•	1190	210	50	6,7
M89TD202DN	2x35/49W	T5	G5	•	•	•	1490	210	50	7,5

Photometric data reference:
Fotometria di riferimento:
M89TD201DN

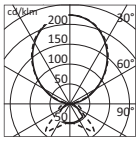

η 77%
UGR T < 15,6
UGR L < 11,6

Accessories included
Accessori inclusi

- CDP diffuser
- Power cable for connection to preceding module
- Alignment coupling and suspension L=2000mm

- *Schermo CDP*
- *Cavo di alimentazione per connessione con modulo precedente*
- *Giunto di allineamento e sospensione L=2000mm*

SUSPENSION
SOSPENSIONE

"Glass-effect" satin-finish PMMA diffuser, 4 mm thick. Perfect alignment with the edge of the fixture. Direct glare reduction. Homogeneous appearance. Direct/indirect light distribution.
Schermo PMMA satinato "effetto vetro" spessore 4 mm. Perfetta complanarità con il profilo dell'apparecchio. Attenuazione dell'abbagliamento diretto. Aspetto omogeneo. Distribuzione luminosa diretta/indiretta.

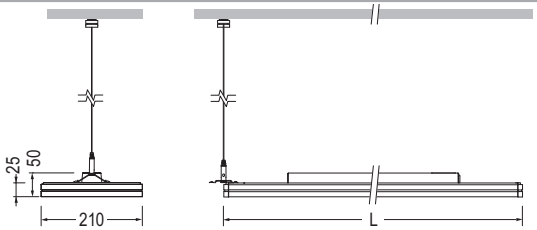

H25-S additional module satin finish PMMA diffuser
H25-S modulo aggiuntivo schermo PMMA satinato

CE IP20

Code *Codice*	Source Power *Potenza Sorgente*	Source *Sorgente*	Socket *Attacco*	D	DD	1E	L	A	H	Kg
M89LD201DN	2x28/54W	T5	G5	•	•	•	1190	210	50	6,7
M89LD202DN	2x35/49W	T5	G5	•	•	•	1490	210	50	7,5

Photometric data reference:
Fotometria di riferimento:
M89LD201DN

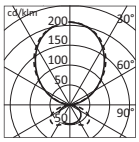

η 74%
UGR T < 16,7
UGR L < 13,4

Accessories included
Accessori inclusi

- satin finish PMMA diffuser
- Power cable for connection to preceding module
- Alignment coupling and suspension L=2000mm

- *Schermo PMMA satinato*
- *Cavo di alimentazione per connessione con modulo precedente*
- *Giunto di allineamento e sospensione L=2000mm*

Optional accessories
Accessori opzionali

Power cables
Cavi di alimentazione

MEC1838

3x1mm² clear power cable L=5500mm.
Cavo per alimentazione trasparente 3x1mm² L=5500mm.

MEC1830

5x1mm² clear power cable L=5500mm.
Cavo per alimentazione trasparente 5x1mm² L=5500mm.

MEC6789

7x1mm² clear power cable L=5500mm.
Cavo per alimentazione trasparente 7x1mm² L=5500mm.

Electrified ceiling roses (for installation-sets of more than 20 fixtures)
Rosoni elettrificati (per configurazioni superiori ai 20 corpi illuminanti)

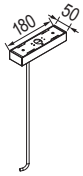

MEC2063AE

Electrified ceiling rose with a 3x1mm² clear power cable L=2000mm - white RAL 9003.
Rosone elettrificato completo di un cavo di alimentazione trasparente 3x1mm² L=2000mm - bianco RAL 9003.

MEC2063CH

Electrified ceiling rose with a 3x1mm² clear power cable L=2000mm - semi-bright aluminium RAL 9006.
Rosone elettrificato completo di un cavo di alimentazione trasparente 3x1mm² L=2000mm - alluminio semilucido RAL 9006.

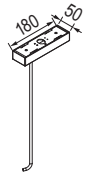

MEC2064AE

Electrified ceiling rose with a 5x1mm² clear power cable L=2000mm - white RAL 9003.
Rosone elettrificato completo di un cavo di alimentazione trasparente 5x1mm² L=2000mm - bianco RAL 9003.

MEC2064CH

Electrified ceiling rose with a 5x1mm² clear power cable L=2000mm - semi-bright aluminium RAL 9006.
Rosone elettrificato completo di un cavo di alimentazione trasparente 5x1mm² L=2000mm - alluminio semilucido RAL 9006.

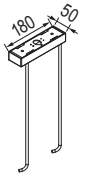

MEC2065AE

Electrified ceiling rose with two 4x1mm² and 3x1mm² clear power cables L=2000mm - white RAL 9003.
Rosone elettrificato completo di due cavi di alimentazione trasparenti 4x1mm² e 3x1mm², L=2000mm - bianco RAL 9003.

MEC2065CH

Electrified ceiling rose with two 4x1mm² and 3x1mm² clear power cables L=2000mm - semi-bright aluminium RAL 9006.
Rosone elettrificato completo di due cavi di alimentazione trasparenti 4x1mm² e 3x1mm², L=2000mm - alluminio semilucido RAL 9006.

Mounting
Montaggio

CAV0060

Steel cable for ceiling roses L=5000mm.
Fune in acciaio per rosoni L=5000mm.

CAV0113

Steel cable with loop L=5000mm.
Fune in acciaio con anello L=5000mm.

Bureau de Poste - 105 Boulevard Brune - Paris - Design: Atelier(s) Alfonso Femia

HALF



HALF

DESIGN BY 5+1AA - ALFONSO FEMIA GIANLUCA PELUFFO



Tipology / *Tipologia*

WALL MOUNTED
CEILING
PARETE
PLAFONE

Half enhances the space, making lighting also imagination and creativity. The fruit of a collaboration between Castaldi Lighting and the 5+1AA studio, Half continues along the path opened up by Bubble and Bubble UP, enhancing a range of products in which light and design speak the same language. Simple and with a strong personality, even just one Half fixture is enough to generate emotions that become even more intense as the number of possible compositions increases. It is able to bring any space, any environment and any architectural choice to life. Available in two sizes, HALF provides uniform light throughout its entire volume, creating a strong link between form and light.
Half valorizza lo spazio, l'illuminazione diventa anche fantasia, creatività. Nato dalla collaborazione tra Castaldi Lighting e lo Studio 5+1AA, Half prosegue la strada aperta da Bubble e Bubble UP arricchendo una gamma di prodotti in cui luce e design parlano lo stesso linguaggio. Semplice e dalla forte personalità, basta un solo Half per generare emozioni che aumentano al crescere delle infinite composizioni possibili, capaci di dar vita ad ogni spazio, ad ogni ambiente, ad ogni scelta architettonica. Disponibile in due dimensioni, HALF è luminoso e uniforme in tutto il suo volume, stabilendo un forte legame tra la forma e la luce.

ENVIRONMENTS
CONTESTI

Wellness, hallway, conference hall, art and culture, leisure areas, retail areas
Wellness, spazi d'accesso, sale conferenze, arte e cultura, intrattenimento, vendita e commercio

Colours / *Colori*

STANDARD / *BASE*

Embossed white RAL 9003 / *Bianco goffrato RAL 9003*

Characteristics
Caratteristiche

CONSTRUCTION
COSTRUZIONE

Extruded calendered aluminum body, powder-coated
Corpo in estruso di alluminio calandrato, verniciato a polvere.

OPTICAL SYSTEM
SISTEMA OTTICO

Smooth opal polycarbonate diffuser, injection moulded, shock-resistant, anti-aging.
Schermo in policarbonato opacizzato liscio, stampato ad iniezione in un unico pezzo, antiurto, antiinvecchiamento.

SOURCES / *SORGENTI*

LED CRI>80 MacAdam 3

LIFETIME

50.000h L80B50 (Ta=25°C)

WIRING
CABLAGGIO ELETTRICO

Electrical harness wired for 24V-DC. Output cable with irreversible quick coupling plug/socket (+ - 0.5mm²).
Remote electrical harness wired for 220-240V-AC 50-60Hz, 24V-DC output (order separately).
Cablaggio elettrico alimentato a 24V-DC. Cavetto in uscita con connettori ad innesto rapido M/F irreversibili (+ - 0.5mm²).
Alimentazione remota 220-240V-AC 50-60Hz, uscita 24V-DC (da ordinare separatamente).

STANDARDS / *NORME*
DIRECTIVES / *DIRETTIVE*

To see page/*Vedere pagina* 339

HALF
DESIGN BY 5+1AA

WALL MOUNTED
PARETE

CEILING
PLAFONE

Half 500

Half 800



UNIFORM LIGHT ACROSS
THE ENTIRE LUMINAIRE
LUCE UNIFORME SU TUTTO LO SCHERMO

CLEAN DESIGN
PULIZIA FORMALE

RANGE: TWO SIZES
GAMMA: DUE DIMENSIONI

Other versions / *Altre versioni*

BUBBLE
DESIGN BY 5+1AA
SUSPENSION
SOSPENSIONE

BUBBLE UP
DESIGN BY 5+1AA
RECESSED
INCASSO

HALF

DESIGN BY 5+1AA - ALFONSO FEMIA GIANLUCA PELUFFO

UNIFORM LIGHT EMISSION / UNIFORMITÀ DI EMISSIONE



The moulded polycarbonate screen is made from a single block with no joints. It conceals the light points and is snap fitted without the need for tools.
The light source is a special flexible circuit that adapts to the shape of the fixture and functions as a support for the front and side LEDs positioned in such a way as to ensure uniform brightness even in the most critical areas such as the screen attachment points.
Lo schermo in policarbonato stampato in un unico pezzo privo di giunzioni, nasconde i punti luce e si monta a scatto senza uso di utensili. La sorgente è uno speciale circuito flessibile che si adatta alla forma dell'apparecchio e fa da supporto ai LED front e side emitting posizionati in modo da garantire una luminosità uniforme anche nelle zone più critiche come quelle di aggancio dello schermo.

How to order (4 steps) / ***Come ordinare (4 passaggi)***

1

Choose the HALF version according to the size and the desired color temperature.
Scegliere la versione di HALF in base alla dimensione e alla temperatura colore desiderata.

Example / *Esempio:*
106SD801DN
HALF800
40W LED 3000K
IP40 - Ø800x150mm
RAL9003DN

2

Select the installation kit suited to the type of wall and lighting effect required.
Selezionare il kit di installazione più adatto alla tipo di parete e all'effetto luminoso ricercato.

Example / *Esempio:*
MEC6080
HALF
Plasterboard wall/ceiling mounting kit (2 boxes included).
Kit installazione parete/soffitto in cartongesso (2 box inclusi).

3

Choose electronic or dimmable DALI drivers
HALF500 1 driver
HALF800 2 drivers.
Scegliere tra driver elettronici o dimmerabili DALI.
HALF500 1 driver
HALF800 2 driver.

Example / *Esempio:*
MEC6116
HALF800
Indipendent Dali dimmable drivers (ELDD) 2pcs. IP20 20W+20W.
Driver Indipendenti dimmerabili Dali (ELDD) 2pz. IP20 20W+20W.

4

Order the installation template specific to the HALF version required in quantity to be determined according to the number of luminaires (min 1 template for HALF version).
Ordinare la dima di installazione specifica per il modello di HALF richiesto in quantità da valutare in base al numero di apparecchi da installare (min 1 dima per modello di HALF).

Example / *Esempio:*
MEC6109
HALF800
Template for wall/ceiling installation in plasterboard wall/brickwork wall.
Dima per installazione parete/soffitto in cartongesso/muratura.

STANDARD *BASE* | DN | embossed white RAL 9003 *bianco goffrato RAL 9003*

HALF 500

WALL MOUNTED, CEILING
PARETE, PLAFONE

Smooth opal polycarbonate diffuser, injection moulded, shock-resistant, anti-aging.
Schermo in policarbonato opacizzato liscio, stampato ad iniezione in un unico pezzo, antiurto, antiinvecchiamento.

Note: To be combined with Installation Kit (accessories)
Nota: Da completare con Kit di installazione (accessori)

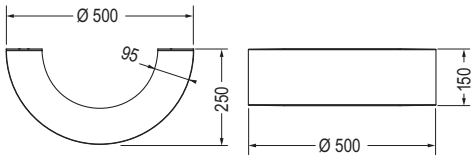

HALF 500 (3000K)

CE IP40

Code *Codice*	Source Power *Potenza Sorgente*	Source *Sorgente*	D DD 1E	L	A	H	Kg
106SD501DN	20W	LED		500	250	150	2,0

Photometric data reference:
Fotometria di riferimento:
106SD501DN

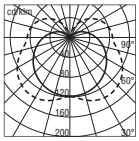

HALF 500 (4000K)

CE IP40

Code *Codice*	Source Power *Potenza Sorgente*	Source *Sorgente*	D DD 1E	L	A	H	Kg
106SD551DN	20W	LED		500	250	150	2,0

Photometric data reference:
Fotometria di riferimento:
106SD551DN

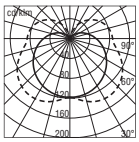

Accessories included
Accessori inclusi

- Opal PC diffuser
- LED sources
- End caps

- *Schermo PC opale*
- *Sorgenti LED*
- *Testate di chiusura*

Optional accessories
Accessori opzionali

- To see page 164
- *Vedere pagina 164*

HALF CONFIGURATION KIT / *KIT CONFIGURAZIONI HALF*

Note: To be combined with installation Kit (accessories to see page 164)
Nota: da completare con Kit di installazione (accessori vedere pagina 164)

Fixtures Kit *Kit Apparecchi*	Code *Codice*	Source Power *Potenza Sorgente*	
Ø500 x1 + Ø800 x1	= 106SK001DN 3000K	60W	
Ø500 x1 + Ø800 x1	= 106SK051DN 4000K	60W	
Ø500 x3	= 106SK002DN 3000K	60W	
Ø500 x3	= 106SK052DN 4000K	60W	

HALF 800

WALL MOUNTED, CEILING
PARETE, PLAFONE

Smooth opal polycarbonate diffuser, injection moulded, shock-resistant, anti-aging.
Schermo in policarbonato opacizzato liscio, stampato ad iniezione in un unico pezzo, antiurto, antiinvecchiamento.

Note: To be combined with Installation Kit (accessories)
Nota: Da completare con Kit di installazione (accessori)

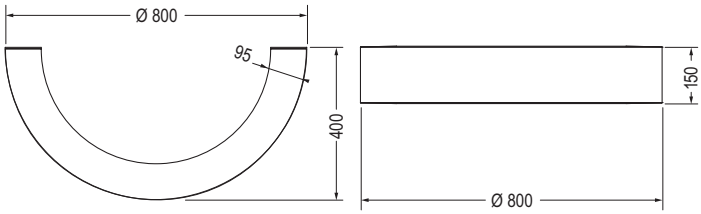

HALF 800 (3000K)

CE IP40

Code *Codice*	Source Power *Potenza Sorgente*	Source *Sorgente*	D DD 1E	L	A	H	Kg
106SD801DN	40W	LED		800	400	150	4,0

Photometric data reference:
Fotometria di riferimento:
106SD801DN

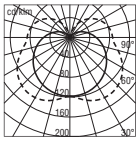

HALF 800 (4000K)

CE IP40

Code *Codice*	Source Power *Potenza Sorgente*	Source *Sorgente*	D DD 1E	L	A	H	Kg
106SD851DN	40W	LED		800	400	150	4,0

Photometric data reference:
Fotometria di riferimento:
106SD851DN

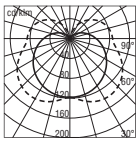

Accessories included
Accessori inclusi

- Opal PC diffuser
- LED sources
- End caps

- *Schermo PC opale*
- *Sorgenti LED*
- *Testate di chiusura*

Optional accessories
Accessori opzionali

- To see page 164
- *Vedere pagina 164*

Fixtures Kit *Kit Apparecchi*		Code *Codice*	Source Power *Potenza Sorgente*
Ø500 x2 + Ø800 x1	=	106SK003DN 3000K	80W
Ø500 x2 + Ø800 x1	=	106SK053DN 4000K	80W



Ø500 x2 + Ø800 x2	=	106SK004DN 3000K	120W
Ø500 x2 + Ø800 x2	=	106SK054DN 4000K	120W





Optional accessories
Accessori opzionali

Mounting
Montaggio

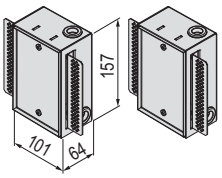

MEC6080

HALF - Plasterboard Wall/Ceiling mounting kit (2 boxes).
HALF - Kit installazione parete/soffitto in cartongesso (2 box).

The accessory for installation in plasterboard walls and ceiling allows the electrical components and HALF end caps to be set into the wall. After installation the only element that is protruding from the wall is the opal diffuser.
L'accessorio per l'installazione in pareti e soffitti di cartongesso permette di incassare la componentistica elettrica e le testate di chiusura di HALF.
Dopo le operazioni di finitura del muro l'unico elemento a vista è lo schermo.

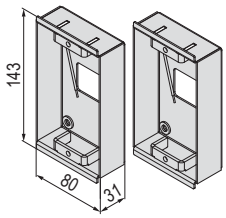

MEC6081

HALF - Brickwork Wall/Ceiling mounting kit (2 boxes).
HALF - Kit installazione parete/soffitto in muratura (2 box).

If the electrical boxes or drivers cannot be housed within the wall, accessory MEC6081 can be used as an interface between the fixture and mounting surface.
HALF will be 3cm from the wall.
Nel caso in cui il muro non possa accogliere i box elettrici o i driver, è possibile utilizzare l'accessorio MEC6081, come interfaccia, tra apparecchio e muro.
HALF si distanzia di 3cm dalla parete.

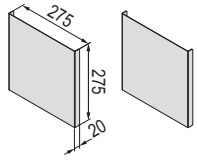

MEC6802

HALF - Wall/Ceiling mounting kit for remote driver (accessories).
HALF - Kit installazione parete/soffitto per driver remoti accessori.

The reinforcement kit for plasterboard walls and ceilings MEC6802 provide secure fixing even without the use of electrical boxes. The drivers are remote and the thin end caps remain in sight.
Il kit di rinforzo per pareti e soffitti in cartongesso MEC6802 garantisce un fissaggio sicuro anche senza l'uso di box elettrici. I driver sono remoti e le sottili testate rimangono in vista.

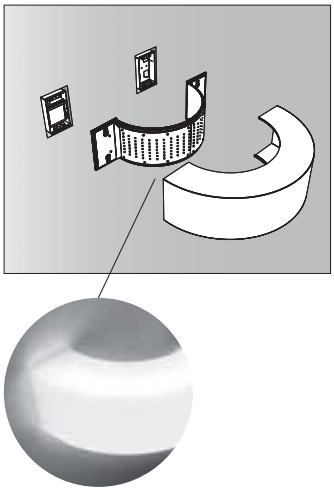

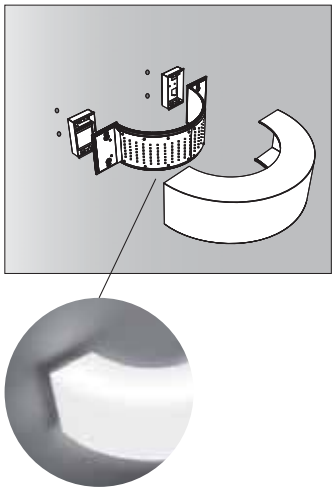

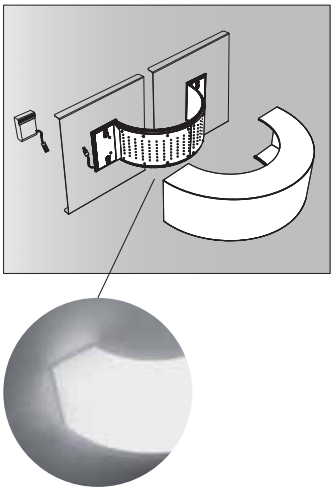

HALF 500

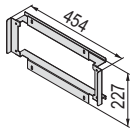

MEC6082

Template for wall/ceiling installation (Plasterboard Wall/Brickwork Wall).
Dima per installazione parete/soffitto in cartongesso/muratura.

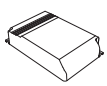

MEC6112

Indipendent driver Electronic IP20 20W.
Driver Indipendente Elettronico IP20 20W.

MEC6113

Indipendent driver Electronic DALI Dimmable IP20 20W.
Driver Indipendente Elettronico Dimmerabile DALI IP20 20W.

HALF 800

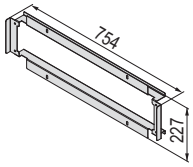

MEC6109

Template for wall/ceiling installation (Plasterboard Wall/Brickwork Wall).
Dima per installazione parete/soffitto in cartongesso/muratura.

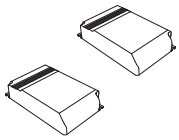

MEC6115

Indipendent drivers (2 pcs.) Electronic IP20 20W+20W.
Driver Indipendenti (2 pz.) Elettronico IP20 20W+20W.

MEC6116

Indipendent drivers (2 pcs.) Electronic DALI Dimmable IP20 20W+20W.
Driver Indipendenti (2 pz.) Elettronico Dimmerabile DALI IP20 20W+20W.

Les Docks Marseille - France - Project: 5+1AA - Photo: ©Luc Boegly

Golf Club & Resort “Le Robinie” - Italy - Project: Architect - Giancarlo Tintori - Photo: ©Alberto Lavit

KAPPA

KAPPA

Tipology / *Tipologia*

WALL MOUNTED
CEILING
PARETE
PLAFONE

Corrosion resistance and sterility are the main features of KAPPA. Ideal for industrial applications, catering and commerce, this is an efficient, robust and long-lasting fixture. KAPPA has a high protection rating (IP55) and is supplied with florescent lamps and high efficiency reflectors to ensure quality light and reduced energy consumption.
The stainless steel body and Planirex screen with sheet glass make it perfect for food and pharmaceutical applications as well.
Resistenza alla corrosione e sterilità sono le peculiarità di KAPPA. Ideale per l'industria, la ristorazione e il commercio, è un apparecchio efficiente, robusto e resistente nel tempo. KAPPA ha un elevato grado di protezione (IP55), è fornito con lampade fluorescenti e riflettori d'elevata efficienza, assicurando una luce di qualità e ridotti consumi energetici. Il corpo in acciaio INOX e lo schermo Planirex con lastra in vetro, lo rendono perfetto anche in ambito alimentare e farmaceutico.

ENVIRONMENTS
CONTESTI

Industrial areas, clean rooms
Industria, ambienti sterili

Colours / *Colori*

STANDARD / *BASE*

Polished stainless steel finish / *Acciaio inox lucido*

Characteristics
Caratteristiche

CONSTRUCTION
COSTRUZIONE

Housing made of AISI 304 stainless steel brake-formed and fully TIG welded.
Struttura in lamiera di acciaio inox AISI 304 presso-piegata, elettrosaldata a TIG.

OPTICAL SYSTEM
SISTEMA OTTICO

VR Planirex diffuser made of 3 mm thick trasparent tempered glass pane. Internal SSM symmetrical reflector made of mirror-finish high-bright oxidised aluminium. Frame made of extruded aluminium natural anodised. Fixed with no-loss nickel steel pins.
Schermo Planirex con lastra in vetro trasparente temperato (VR), spessore 3 mm. Riflettore interno SSM simmetrico in alluminio purissimo speculare brillantato. Telaio in estruso di alluminio anodizzato naturale. Sistemi di bloccaggio con perni imperdibili in acciaio nichelato.

SOURCES / *SORGENTI*

Linear fluorescent / *Fluorescenti lineari*

WIRING
CABLAGGIO ELETTRICO

Electrical harness wired for 220-240V-AC 50-60Hz power supply. 2.5 mm² LTN terminal block. Electronic ballast. Single switch for the 1x and 2x models, double switch for the 3x models.
Cablaggio elettrico alimentato a 220-240V-AC 50-60Hz. Morsettiera LTN 2,5 mm². Alimentatore elettronico. Accensione unica per i modelli 1x e 2x, accensione doppia per i modelli 3x.

STANDARDS / *NORME*
DIRECTIVES / *DIRETTIVE*

To see page/*Vedere pagina* 339

Fittings not suitable for direct mounting on flammable surfaces (suitable for mounting on willful non-combustible surfaces).
Apparecchi non idonei al montaggio diretto su superfici normalmente infiammabili (idonei solo al montaggio su superfici non combustibili).

Kappa - stainless steel housing

WALL MOUNTED, CEILING
PARETE, PLAFONE

VR Planirex diffuser made of 3 mm thick trasparent tempered glass pane. Internal SSM symmetrical reflector made of mirror-finish high-bright oxidised aluminium. Frame made of extruded aluminium natural anodised. Fixed with no-loss nickel steel pins.
Schermo Planirex con lastra in vetro trasparente temperato (VR), spessore 3 mm. Riflettore interno SSM simmetrico in alluminio purissimo speculare brillantato. Schermo in estruso di alluminio anodizzato naturale. Sistemi di bloccaggio con perni imperdibili in acciaio nichelato.

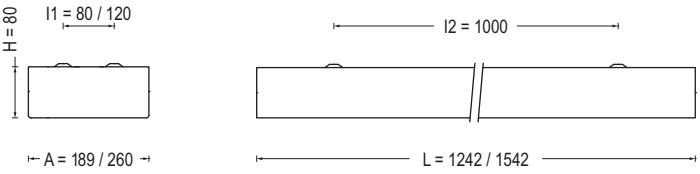

Kappa - stainless steel housing - Planirex diffuser with glass pane and SSM reflector
Kappa - corpo inox - schermo Planirex con lastra di vetro e riflettore SSM

CE IP55

Code *Codice*	Source Power *Potenza Sorgente*	Source *Sorgente*	Socket *Attacco*	D	DD	1E	L	A	H	Kg
T13MD008	1x28W	T5	G5	•	•	•	1242	189	80	7,8
T13MD009	1x54W	T5	G5	•	•	•	1242	189	80	7,8
T13MD010	1x80W	T5	G5	•	•	•	1542	189	80	9,4
T13MD011	2x28W	T5	G5	•	•	•	1242	260	80	9,9
T13MD012	2x54W	T5	G5	•	•	•	1242	260	80	9,9
T13MD013 ■	2x80W	T5	G5	•	•	•	1542	260	80	12,0
T13MD014 ■	3x54W	T5	G5	•	•	•	1242	260	80	10,2
T13MD015 □	3x80W	T5	G5	•	•	•	1542	260	80	12,3

Photometric data reference:
Fotometria di riferimento:
T13MD008

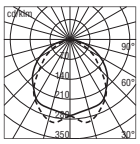

η 73,42%
UGR T < 16,3
UGR L < 19,3

■ Luminaires fitted with two ballasts.
Apparecchi equipaggiati con due alimentatori.
□ Luminaires fitted with three ballasts.
Apparecchi equipaggiati con tre alimentatori.

Optional accessories
Accessori opzionali

Mounting
Montaggio

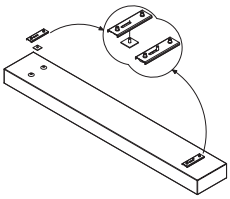

MEC1776

Brackets for fixing 2x and 3x Kappa to KL or KB Telemecanique bus-bars.
Staffe per fissaggio Kappa 2x e 3x su Blindo telemecanique KL e KB.

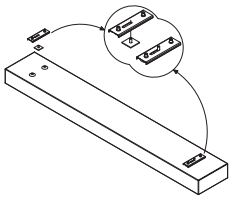

MEC2054

Brackets for fixing 1x Kappa to KL or KB Telemecanique bus-bars.
Staffe per fissaggio Kappa 1x su Blindo telemecanique KL e KB.

Headquarter Agenzia marittima LE NAVI - Torri MSC - Genova - Italy - Project: Arch. Massimo Vaccheri - Photo: Bertani Emanuele

LENS

LENS



Tipology / *Tipologia*

CEILING RECESSED
INCASSI SOFFITTO

LENS UGR provides top lighting performance and optimum visual comfort in a clean and minimalist design.
LENS UGR is the perfect solution to answer any work environment lighting needs with efficiency and flexibility.
Luminance is consistently reduced, providing pleasantly distributed light even at steep radiation angles.
This means that LENS UGR can be positioned in the room completely flexibly and independently of the task area, even directly above PCs flat displays.
LENS UGR unisce elevate prestazioni a un ottimo confort visivo, il tutto in un design minimalista e pulito che lo rende la soluzione ideale per illuminare con efficienza e la flessibilità ogni tipo di ufficio.
Le sue luminanze sono ridotte in modo che la luce abbia una distribuzione piacevole a tutte le angolature, comprese quelle verticali. Questa caratteristica permette a LENS UGR di essere disposto con assoluta flessibilità a prescindere dai posti di lavoro sottostanti, anche direttamente sopra a postazioni con monitor piatti.

ENVIRONMENTS
CONTESTI

Hallway, conference hall, art and culture, office, leisure areas, retail areas, study areas
Spazi d'accesso, sale conferenze, arte e cultura, ufficio, intrattenimento, vendita e commercio, studio ed educazione

Colours / *Colori*

STANDARD / *BASE*

White RAL 9016 / *Bianco RAL 9016*

Characteristics
Caratteristiche

CONSTRUCTION
COSTRUZIONE

Powder-coated extruded aluminium structure. Houses printed circuit board for LEDs and dissipates the resulting heat.
Struttura in estruso di alluminio verniciato a polvere. Alloggia al suo interno il circuito stampato per LED e ne dissipa il calore.

OPTICAL SYSTEM
SISTEMA OTTICO

The high-reflectance aluminium and PVC flux recovery device helps to dissipate heat towards the rear of the panel. Extruded PMMA intermediate slab with screen-printed surface for channelling and evenly distributing the light emitted by the LEDs located on the edge of the lamp body. Satin-finish PC diffuser optimises diffusion of the emitted light.
Recuperatore di flusso in alluminio e PVC ad alta riflettanza, contribuisce alla dissipazione termica verso il retro del pannello. Lastra intermedia in PMMA estruso con superficie serigrafata per convogliare e distribuire uniformemente la luce emessa dai LED posizionati sul perimetro del corpo lampada. Diffusore in PC satinato, ottimizza la diffusione dell'emissione luminosa.

SOURCES / *SORGENTI*

LED CRI>80 MacAdam 3

LIFETIME

50.000h L80B50 (Ta=25°C)

WIRING
CABLAGGIO ELETTRICO

Electrical harness wired for 220-240V-AC 50-60Hz. Direct connection to the power supply LN 1.5 mm².
Independent electronic ballast set on the luminaire. Single switch.
Cablaggio elettrico a 220-240V-AC 50-60Hz. Collegamento diretto all'alimentatore LN 1,5 mm².
Alimentatore elettronico indipendente. Accensione unica.

STANDARDS / *NORME*
DIRECTIVES / *DIRETTIVE*

To see page/*Vedere pagina* 339



Fittings not suitable to be covered with thermal insulation material.
Apparecchi non idonei ad essere ricoperti di materiale termicamente isolante.

LENS UGR recessed

CEILING RECESSED
INCASSI SOFFITTO

The high-reflectance aluminium and PVC flux recovery device helps to dissipate heat towards the rear of the panel. Extruded PMMA intermediate slab with screen-printed surface for channelling and evenly distributing the light emitted by the LEDs located on the edge of the lamp body. Satin-finish PC diffuser optimises diffusion of the emitted light.
Recuperatore di flusso in alluminio e PVC ad alta riflettanza, contribuisce alla dissipazione termica verso il retro del pannello. Lastra intermedia in PMMA estruso con superficie serigrafata per convogliare e distribuire uniformemente la luce emessa dai LED posizionati sul perimetro del corpo lampada. Diffusore in PC satinato, ottimizza la diffusione dell'emissione luminosa.

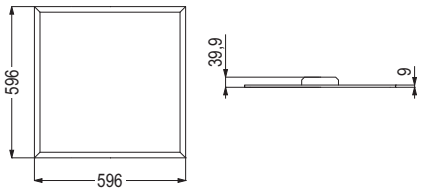

LENS UGR 596x596mm (3000K)

CE IK07 IP20

Code *Codice*	System Power *Potenza Sistema*	Source *Sorgente*	Output flux *Flusso uscente*	D	DD	1E	L	A	H	Kg
T99DW061T	34W	LED	3200 lm			•	596	596	9	4,0
DD99DW061T	34W	LED	3200 lm			•	596	596	9	4,0

Photometric data reference:
Fotometria di riferimento:
T99DW061T

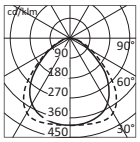

η 100%
UGR T < 17,9
UGR L < 17,5

LENS UGR 596x596mm (4000K)

CE IK07 IP20

Code *Codice*	System Power *Potenza Sistema*	Source *Sorgente*	Output flux *Flusso uscente*	D	DD	1E	L	A	H	Kg
T99DW011T	34W	LED	3400 lm			•	596	596	9	4,0
DD99DW011T	34W	LED	3400 lm			•	596	596	9	4,0

Photometric data reference:
Fotometria di riferimento:
T99DW011T

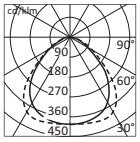

η 100%
UGR T < 18
UGR L < 17,8

Accessories included
Accessori inclusi

• LED sources

• *Sorgenti LED*

Optional accessories
Accessori opzionali

MEC6292
Suspension kit L=350-1350mm.

MEC6292
Kit sospensione L=350-1350mm.

Headquarter Agenzia marittima LE NAVI - Torri MSC - Genova - Italy - Project: Arch. Massimo Vaccheri

Photo: Stefano Anzini

MADAME

MADAME

DESIGN BY ALFONSO FEMIA/5+1AA

Tipology / *Tipologia*

SUSPENSION WALL MOUNTED *SOSPENSIONE* *PARETE*	The elegance of Madame is expressed through a blade of light dividing the space, a delicate sign for spaces where the first impression must stir emotions. Madame and Monsieur often dialogue with each other. Ever since they met they've been getting along so well, perhaps due to their common thickness or maybe the side light they both share. *L'eleganza di Madame si esprime con un taglio di luce che divide lo spazio, una segno delicato per quegli spazi dove la prima impressione deve suscitare emozione. Madame dialoga molto spesso con Monsieur. Da quando si sono incontrati c'è sempre una forte sintonia tra loro, sarà per lo spessore o forse per la luce laterale che li accomuna.*
ENVIRONMENTS *CONTESTI*	Hallway, conference hall, art and culture, office, leisure areas, study areas. *Spazi d'accesso, sale conferenze, arte e cultura, ufficio, intrattenimento, studio ed educazione.*

Colours / *Colori*

STANDARD / *BASE*	Embossed white RAL 9003 / *Bianco goffrato RAL 9003*

Characteristics *Caratteristiche*

CONSTRUCTION *COSTRUZIONE*	Housing consisting of powder-coated extruded aluminium and laser cut aluminium. *Struttura in estruso di alluminio e alluminio tagliato laser verniciati a polvere.*
OPTICAL SYSTEM *SISTEMA OTTICO*	Satin-finish extruded PMMA diffuser. *Schermo estruso in PMMA satinato.*
SOURCES / *SORGENTI*	LED CRI>80 MacAdam 3
LIFETIME	50.000h L70B50 (Ta=25°C)
WIRING *CABLAGGIO ELETTRICO*	Madame Suspension / Wall Mounted Electrical harness wired for 220-240V-AC 50-60Hz power supply. 2.5mm² LTN terminal block. DALI dimmable electronic ballast. *Cablaggio elettrico alimentato a 220-240V-AC 50-60Hz. Morsettiera LTN 2,5mm².* *Alimentatore elettronico dimmerabile DALI.*
STANDARDS / *NORME* DIRECTIVES / *DIRETTIVE*	To see page/*Vedere pagina* 339

MADAME NEW

SUSPENSION
SOSPENSIONE

1190mm

3000K
4000K

WALL MOUNTED
PARETE

290mm

3000K
4000K

590mm

3000K
4000K





Photo: Stefano Anzini

For further information, please visit / *Per ulteriori informazioni visita* www.castaldilighting.it

Small encumbrance

THE THINNEST

Madame is the thinnest product of the range, applied to wall has a lower projection of just 3 cm, and suspended becomes inaudible.

Minimo ingombro

LA PIÙ SOTTILE

Madame è il prodotto più sottile della famiglia, applicato a parete ha una sporgenza inferiore ai 3 cm, e sospeso diventa impercettibile.

Same design, different light effect.

SIDE LIGHT

The perimetric light is the common element of the whole family, with Madame you can illuminate also the areas where it is needed a soft light while preserving the same style.

Lo stesso design per una luce d'effetto.

SIDE LIGHT

La luce perimetrale è l'elemento comune all'intera famiglia, con Madame è possibile illuminare anche le zone dove è necessaria una luce d'effetto mantenendo lo stesso stile.

Separate environments.

A BLADE OF LIGHT

With Madame suspension the light escapes from the volume of the product by cutting the environment with a discreet elegance.

Separare gli ambienti.

UNA LAMA DI LUCE

In Madame sospensione la luce fuoriesce dal volume del prodotto tagliando l'ambiente in maniera elegante e discreta.



STANDARD *BASE* | ○ DN | embossed white RAL 9003 *bianco goffrato RAL 9003*

Madame Suspension NEW

SUSPENSION
SOSPENSIONE

Satin-finish extruded PMMA diffuser.
Schermo estruso in PMMA satinato.



Madame Suspension 1190 NEW

CE ⏚ IP20

Code *Codice*	System Power *Potenza Sistema*	Source *Sorgente*	Output flux *Flusso uscente*	K	L	A	H	Kg
DD114SA101DN	18W	LED	1100 lm	3000K	1190	150	28	4,0
DD114SA102DN	18W	LED	1400 lm	4000K	1190	150	28	4,0

Accessories included
Accessori inclusi

- Power cable L=2000mm
- Ceiling rose
- Suspension kit L=2000mm

- *Cavo di alimentazione L=2000mm*
- *Rosone*
- *Kit di sospensione L=2000mm*

Madame Wall Mounted NEW

WALL MOUNTED
PARETE

Satin-finish extruded PMMA diffuser.
Schermo estruso in PMMA satinato.

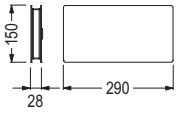

Madame Wall Mounted 290 NEW

CE ⏚ IP20

Code *Codice*	System Power *Potenza Sistema*	Source *Sorgente*	Output flux *Flusso uscente*	K	L	A	H	Kg
DD114WA101DN	12W	LED	500 lm	3000K	290	150	28	1,0
DD114WA102DN	12W	LED	600 lm	4000K	290	150	28	1,0

WALL MOUNTED
PARETE

Satin-finish extruded PMMA diffuser.
Schermo estruso in PMMA satinato.

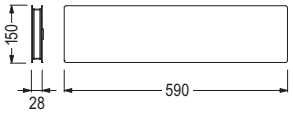

Madame Wall Mounted 590 NEW

CE ⏚ IP20

Code *Codice*	System Power *Potenza Sistema*	Source *Sorgente*	Output flux *Flusso uscente*	K	L	A	H	Kg
DD114WB101DN	20W	LED	1000 lm	3000K	590	150	28	2,0
DD114WB102DN	20W	LED	1200 lm	4000K	590	150	28	2,0

Photo: Stefano Anzini



MISS



MISS

DESIGN BY ALFONSO FEMIA/5+1AA

Tipology / *Tipologia*

SUSPENSION *SOSPENSIONE*	Maximum flexibility of form packed into the smallest possible dimensions: this is what Miss can offer designers who envision building spaces with suspended luminous lines. Sheer uniformity is also reflected in the corners and intersections, forming dynamic links in space. It can be mounted to form straight lines or fill broad portions of the ceiling. Miss completes the family: as slender as Monsieur and Madame, it is decidedly compact. *La massima flessibilità di forma nel minor ingombro possibile, questo è quello che il sistema modulare Miss offre a chi progetta gli spazi del building con delle linee luminose sospese.* *Massima uniformità espressa anche in angoli e incroci, per comporre maglie dinamiche nello spazio.* *Può seguire con il suo andamento dei percorsi lineari o riempire estese superfici di soffitto.* *Miss completa la famiglia: sottile come Monsieur e Madame, è veramente minuta.*
ENVIRONMENTS *CONTESTI*	Hallway, conference hall, art and culture, office, leisure areas, retail areas, study areas. *Spazi d'accesso, sale conferenze, arte e cultura, ufficio, intrattenimento, vendita e commercio, studio ed educazione.*

Colours / *Colori*

STANDARD / *BASE*	Embossed white RAL 9003 / *Bianco goffrato RAL 9003*

Characteristics *Caratteristiche*

CONSTRUCTION *COSTRUZIONE*	Housing consisting of powder-coated extruded aluminium and laser cut aluminium end caps. *Struttura in estruso di alluminio e testate in alluminio tagliate laser verniciati a polvere.*
OPTICAL SYSTEM *SISTEMA OTTICO*	Satin-finish extruded PMMA diffuser. *Schermo estruso in PMMA satinato.*
SOURCES / *SORGENTI*	LED CRI>80 MacAdam 3
LIFETIME	50.000h L90B50 (Ta=25°C)
WIRING *CABLAGGIO ELETTRICO*	Miss: all versions / *tutte le versioni* Electrical harness 24V power supply. Remote driver. *Cablaggio elettrico alimentato a 24V. Driver remoto.*
STANDARDS / *NORME* DIRECTIVES / *DIRETTIVE*	To see page/*Vedere pagina* 339

MISS NEW

SUSPENSION
SOSPENSIONE

LINEAR MODULES
MODULI LINEARI

3000K
4000K

410mm
810mm
1210mm

ANGULAR MODULES
MODULI ANGOLARI

3000K
4000K

15°

3000K
4000K

30°

3000K
4000K

90°

INTERSECTION
INCROCI

3000K
4000K

60°

3000K
4000K

90°



Suspension
Sospensione

Maximum flexibility
Massima flessibilità

3 linear modules
3 moduli lineari

Cuttable diffuser accessory.
Schermo accessorio tagliabile su misura.



3 angular modules
3 moduli angolari

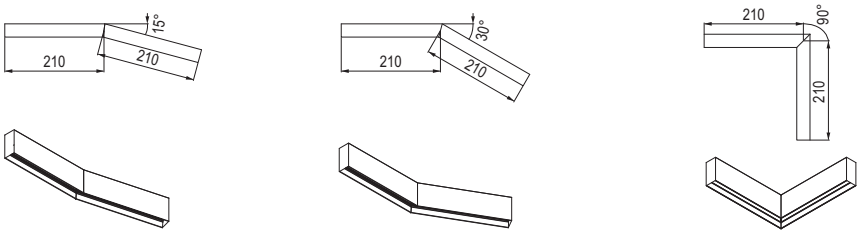

Intersection on request
Incroci a richiesta

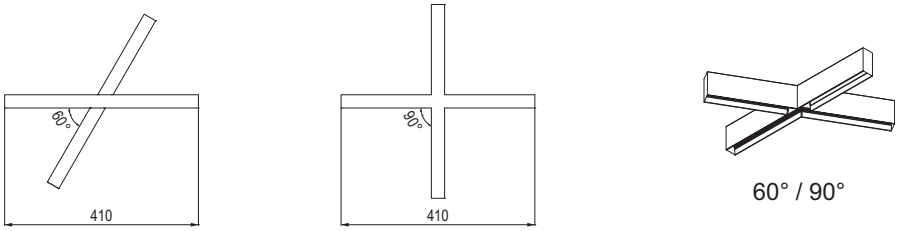

Compactness
Compattezza

The small size allow to light-up without build in also in the areas with reduced height.
Le ridotte dimensioni consentono di illuminare senza incasso anche le zone con soffitti molto bassi.

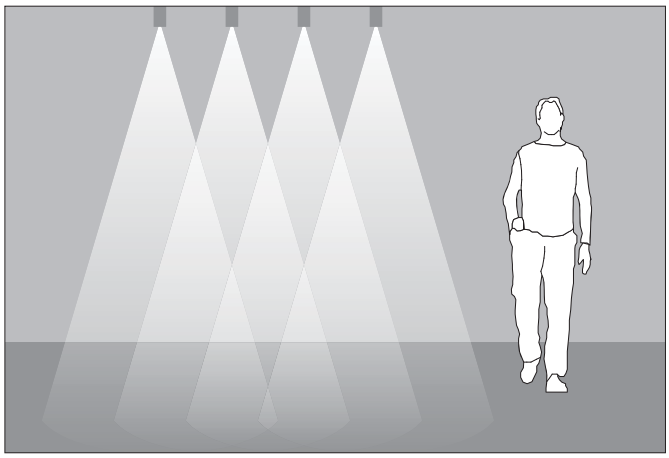

Comfort

The light shielding at 33° reduces glare risk.
La schermatura della luce a 33° riduce il rischio di abbagliamento.

The diffuser light effect is comfortable.
L'illuminazione dello schermo è confortevole.

Configurations examples
Esempi di configurazioni

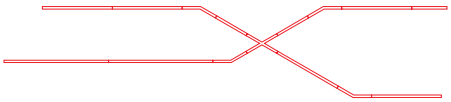

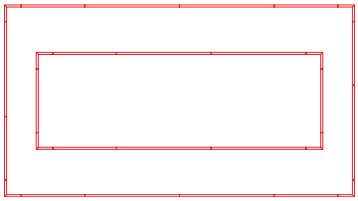

STANDARD *BASE* | DN | embossed white RAL 9003 *bianco goffrato RAL 9003*

Miss Suspension NEW

SUSPENSION
SOSPENSIONE

Satin-finish extruded PC diffuser.
Schermo estruso in PC satinato.

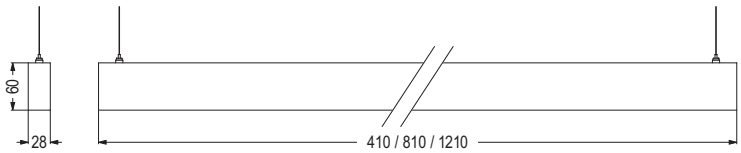

Miss Suspension 410 NEW

CE IP20

Code *Codice*	System Power *Potenza Sistema*	Source *Sorgente*	Output flux *Flusso uscente*	K	L	A	H	Kg
T113SA101DN	5W	LED	380 lm	3000K	410	28	60	0,5
T113SA102DN	5W	LED	480 lm	4000K	410	28	60	0,5

Miss Suspension 810 NEW

CE IP20

Code *Codice*	System Power *Potenza Sistema*	Source *Sorgente*	Output flux *Flusso uscente*	K	L	A	H	Kg
T113SB101DN	10W	LED	750 lm	3000K	810	28	60	1,0
T113SB102DN	10W	LED	950 lm	4000K	810	28	60	1,0

Miss Suspension 1210 NEW

CE IP20

Code *Codice*	System Power *Potenza Sistema*	Source *Sorgente*	Output flux *Flusso uscente*	K	L	A	H	Kg
T113SC101DN	18W	LED	1120 lm	3000K	1210	28	60	1,5
T113SC102DN	18W	LED	1420 lm	4000K	1210	28	60	1,5

Photometric data reference:
Fotometria di riferimento:
T113SA101DN

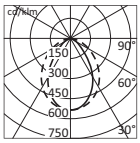

η 100%
DLOR 100%
ULOR 0%
UGR T < 21
UGR L > 25

Photo: Stefano Anzini

Miss Angular Module NEW

SUSPENSION
SOSPENSIONE

Satin-finish extruded PC diffuser INCLUDED.
Schermo estruso in PC satinato INCLUSO.

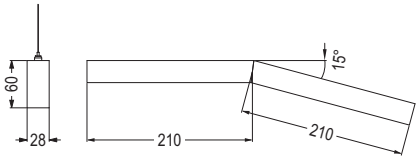

Miss Angular Module 15° NEW

CE IP20

Code *Codice*	System Power *Potenza Sistema*	Source *Sorgente*	Output flux *Flusso uscente*	K	L	A	H	Kg
T113SD101DN	5W	LED	390 lm	3000K	210	28	60	0,5
T113SD102DN	5W	LED	490 lm	4000K	210	28	60	0,5

Satin-finish extruded PC diffuser INCLUDED.
Schermo estruso in PC satinato INCLUSO.

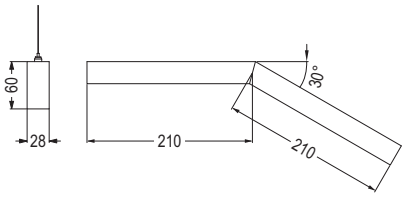

Miss Angular Module 30° NEW

CE IP20

Code *Codice*	System Power *Potenza Sistema*	Source *Sorgente*	Output flux *Flusso uscente*	K	L	A	H	Kg
T113SE101DN	5W	LED	390 lm	3000K	210	28	60	0,5
T113SE102DN	5W	LED	490 lm	4000K	210	28	60	0,5

Satin-finish extruded PC diffuser INCLUDED.
Schermo estruso in PC satinato INCLUSO.

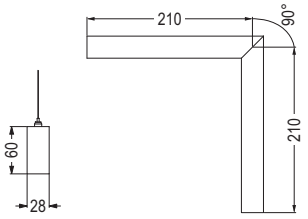

Miss Angular Module 90° NEW

CE IP20

Code *Codice*	System Power *Potenza Sistema*	Source *Sorgente*	Output flux *Flusso uscente*	K	L	A	H	Kg
T113SF101DN	5W	LED	390 lm	3000K	210	28	60	0,5
T113SF102DN	5W	LED	490 lm	4000K	210	28	60	0,5

Photometric data reference:
Fotometria di riferimento:
T113SD101DN

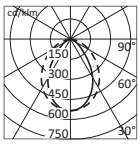

η 100%
DLOR 100%
ULOR 0%
UGR T < 21
UGR L > 25

STANDARD *BASE* | DN | embossed white RAL 9003 *bianco goffrato RAL 9003*

Miss Intersection NEW

SUSPENSION
SOSPENSIONE

Satin-finish extruded PC diffuser INCLUDED.
Schermo estruso in PC satinato INCLUSO.

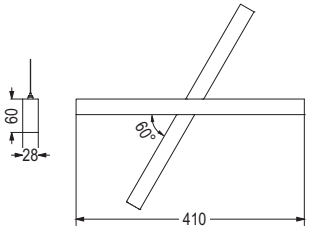

Miss Intersection 60° NEW

CE IP20

Code *Codice*	System Power *Potenza Sistema*	Source *Sorgente*	Output flux *Flusso uscente*	K	L	A	H	Kg
T113SG101DN	10W	LED	720 lm	3000K	410	28	60	1,0
T113SG102DN	10W	LED	920 lm	4000K	410	28	60	1,0

Satin-finish extruded PC diffuser INCLUDED.
Schermo estruso in PC satinato INCLUSO.

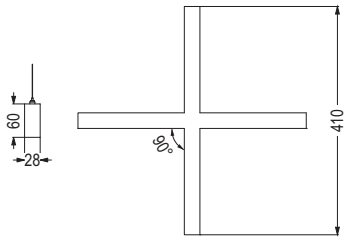

Miss Intersection 90° NEW

CE IP20

Code *Codice*	System Power *Potenza Sistema*	Source *Sorgente*	Output flux *Flusso uscente*	K	L	A	H	Kg
T113SH101DN	10W	LED	720 lm	3000K	410	28	60	1,0
T113SH102DN	10W	LED	920 lm	4000K	410	28	60	1,0

Photometric data reference:
Fotometria di riferimento:
T113SG101DN

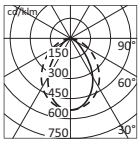

η 100%
DLOR 100%
ULOR 0%
UGR T < 21
UGR L > 25

Photo: Stefano Anzini

Photo: Stefano Anzini

Optional accessories for all Miss versions
Accessori opzionali per tutti i modelli Miss

Optical
Ottica

Satin-finish extruded PC diffuser for continuous row.
Schermo estruso in PC satinato per moduli continui lineari.

MEC6359
L=410mm

MEC6360
L=810mm

MEC6361
L=1210mm

MEC6362
L=2800mm

Mounting
Montaggio

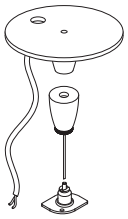

MEC6363
Suspension Kit with a rope (L=2000mm) with fine millimetric adjuster, ceiling plate and transparent 2x0,5mm² cable - Embossed White RAL9003 DN.
Kit di sospensione con una fune L=2000mm, piastra a soffitto e regolatore millimetrico e cavo trasparente 2x0,5mm² - Bianco goffrato RAL9003 DN

MEC6364
Suspension kit including a L=2000mm steel cable, spring adjuster and ceiling rose with nickel ogive.
Kit di sospensione composto da una fune in acciaio L=2000mm, elemento di regolazione a molla e rosone ad ogiva metallico nichelato.

MEC6806
Additional transparent cable 2x0.5mm² (L=2000mm).
Cavo addizionale trasparente 2x0,5mm² (L=2000mm).

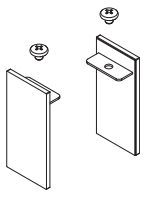

MEC6365
End caps DN (2 pcs with hardware).
Kit testate DN (2 pz. con viteria).

Driver: IP20 Dimming DALI
Driver: Dimmerabili DALI IP20

MEC6272
100W IP20 Independent Electronic DALI Dimmable Driver.
Driver Indipendente Elettronico Dimmerabile DALI IP20 100W.

MONSIEUR

MONSIEUR

DESIGN BY ALFONSO FEMIA/5+1AA



Tipology / *Tipologia*

FREESTANDING
FREESTANDING WITH DESK CONNECTION
SUSPENSION
WALL MOUNTED
PIANTANA
PIANTANA DA TAVOLO
SOSPENSIONE
PARETE

A lamp that is both down to earth and inclined forward to light up the working desk must possess authentic geometric lines; and its silent presence expresses the relationship with the space.
Thin surfaces contain the line of the light and the house of the SLED module; an illuminated rain is contrasting with bright horizontal lines.
Light turns into MONSIEUR, a kind presence.
Una luce che ha i piedi per terra e vuole sporgersi su un piano di lavoro deve ricercare linee geometriche sincere che possano esprimere un rapporto con lo spazio come una presenza silenziosa.
Sottili piani paralleli contengono una linea di luce e ospitano una cellula di SLED, una pioggia verticale che contrasta le linee orizzontali che l'accompagnano.
La luce diventa MONSIEUR, una gentile presenza.

ENVIRONMENTS / *CONTESTI*

Office, retail areas, study areas.
Ufficio, vendita e commercio, studio ed educazione.

Colours / *Colori*

STANDARD / *BASE*

Embossed white RAL 9003 / *Bianco goffrato RAL 9003*

Characteristics / *Caratteristiche*

CONSTRUCTION / *COSTRUZIONE*

Housing consisting of powder-coated extruded aluminium and laser cut aluminium.
Struttura in estruso di alluminio e alluminio tagliato laser verniciati a polvere.

OPTICAL SYSTEM / *SISTEMA OTTICO*

Monsieur Freestanding / Freestanding with Desk Connection / Suspension
SLED optical system with UV resistant PC lenses for direct emission.
Smooth transparent polycarbonate diffuser for indirect emission.
Sistema ottico SLED per emissione diretta con lenti in PC anti UV.
Schermo diffusore per emissione indiretta in policarbonato trasparente liscio.

Monsieur Plus versions
Satin-finish extruded PMMA diffuser for side light.
Schermo estruso in PMMA satinato per luce perimetrale.

SOURCES / *SORGENTI*

SLED CRI>80 MacAdam 2

LIFETIME

50.000h L80B10 (Ta=25°C)

WIRING / *CABLAGGIO ELETTRICO*

Monsieur Freestanding / Freestanding with Desk Connection
Line entry: complete with pre-wired cable and Schuko plug.
Ingresso linea: completo di cavo e spina Schuko.

Monsieur Suspension / Wall Mounted
Electrical harness wired for 220-240V-AC 50-60Hz power supply. 2.5mm² LTN terminal block.
DALI dimmable electronic ballast. Single switch.
Cablaggio elettrico alimentato a 220-240V-AC 50-60Hz. Morsettiera LTN 2,5mm².
Alimentatore elettronico dimmerabile DALI. Accensione unica.

STANDARDS / *NORME*
DIRECTIVES / *DIRETTIVE*

To see page / *Vedere pagina* 339

Photo: Stefano Anzini

Freestanding
Piantana

Single Ground Plus



- SENSORS
  SENSORI
- DIRECT (SLED) + INDIRECT LIGHT
  ILLUMINAZIONE DIRETTA (SLED) + INDIRETTA
- SIDE LIGHT HEAD + BASE
  LUCE LATERALE TESTA + BASE

Single Plus



- SENSORS
  SENSORI
- DIRECT (SLED) + INDIRECT LIGHT
  ILLUMINAZIONE DIRETTA (SLED) + INDIRETTA
- SIDE LIGHT HEAD
  LUCE LATERALE TESTA

Single



- WITH OR WITHOUT SENSORS
  CON O SENZA SENSORI
- DIRECT (SLED) + INDIRECT LIGHT
  ILLUMINAZIONE DIRETTA (SLED) + INDIRETTA

Double Plus

- SENSORS
  SENSORI
- DIRECT (SLED) + INDIRECT LIGHT
  ILLUMINAZIONE DIRETTA (SLED) + INDIRETTA
- SIDE LIGHT HEAD
  LUCE LATERALE TESTA

Double

- SENSORS
  SENSORI
- DIRECT (SLED) + INDIRECT LIGHT
  ILLUMINAZIONE DIRETTA (SLED) + INDIRETTA

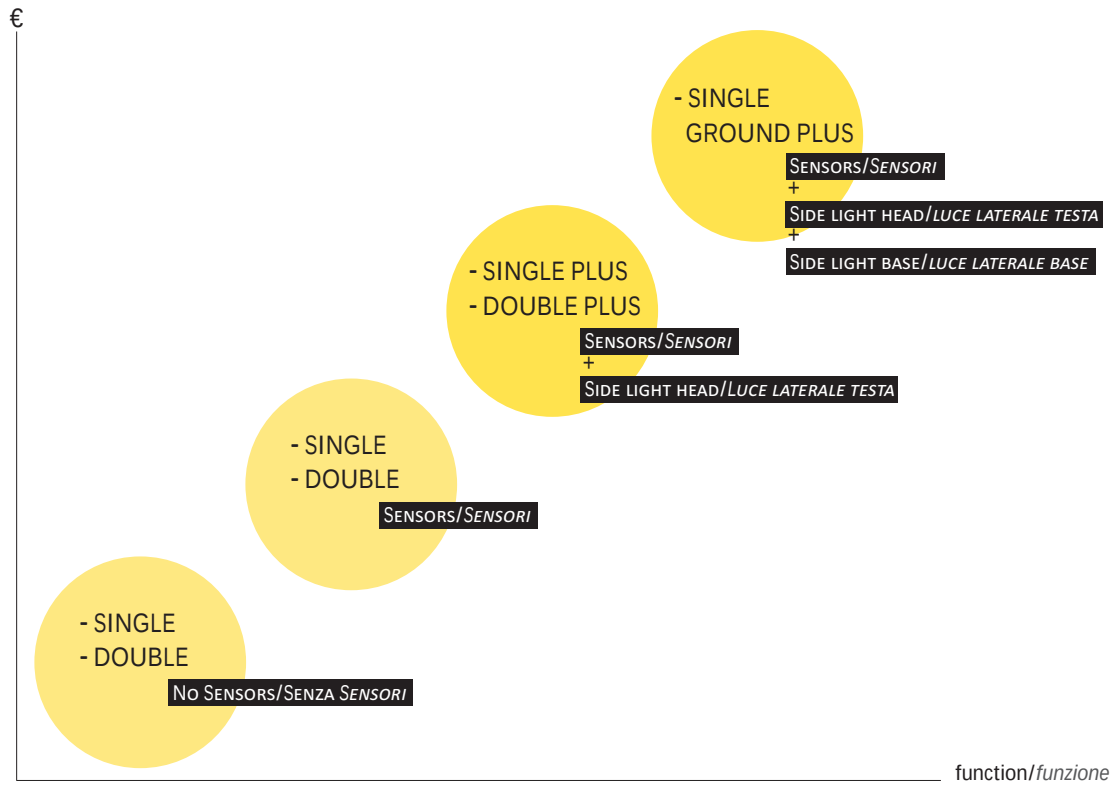

MONSIEUR NEW

DESIGN BY ALFONSO FEMIA/ 5+1AA

Freestanding with Desk Connection
Piantana da tavolo

Single Plus

- SENSORS
  SENSORI
- DIRECT (SLED) + INDIRECT LIGHT
  ILLUMINAZIONE DIRETTA (SLED) + INDIRETTA
- SIDE LIGHT HEAD
  LUCE LATERALE TESTA

Single

- WITH OR WITHOUT SENSORS
  CON O SENZA SENSORI
- DIRECT (SLED) + INDIRECT LIGHT
  ILLUMINAZIONE DIRETTA (SLED) + INDIRETTA

Double Plus

- SENSORS
  SENSORI
- DIRECT (SLED) + INDIRECT LIGHT
  ILLUMINAZIONE DIRETTA (SLED) + INDIRETTA
- SIDE LIGHT HEAD
  LUCE LATERALE TESTA

Double

- SENSORS
  SENSORI
- DIRECT (SLED) + INDIRECT LIGHT
  ILLUMINAZIONE DIRETTA (SLED) + INDIRETTA

Suspension
Sospensione

Suspension Plus

- DALI DIMMERABLE
  DIMMERABILE DALI
- DIRECT (SLED) + INDIRECT LIGHT
  ILLUMINAZIONE DIRETTA (SLED) + INDIRETTA
- SIDE LIGHT
  LUCE LATERALE

Suspension

- DALI DIMMERABLE
  DIMMERABILE DALI
- DIRECT (SLED) + INDIRECT LIGHT
  ILLUMINAZIONE DIRETTA (SLED) + INDIRETTA

Wall mounted
Parete

Wall mounted Plus

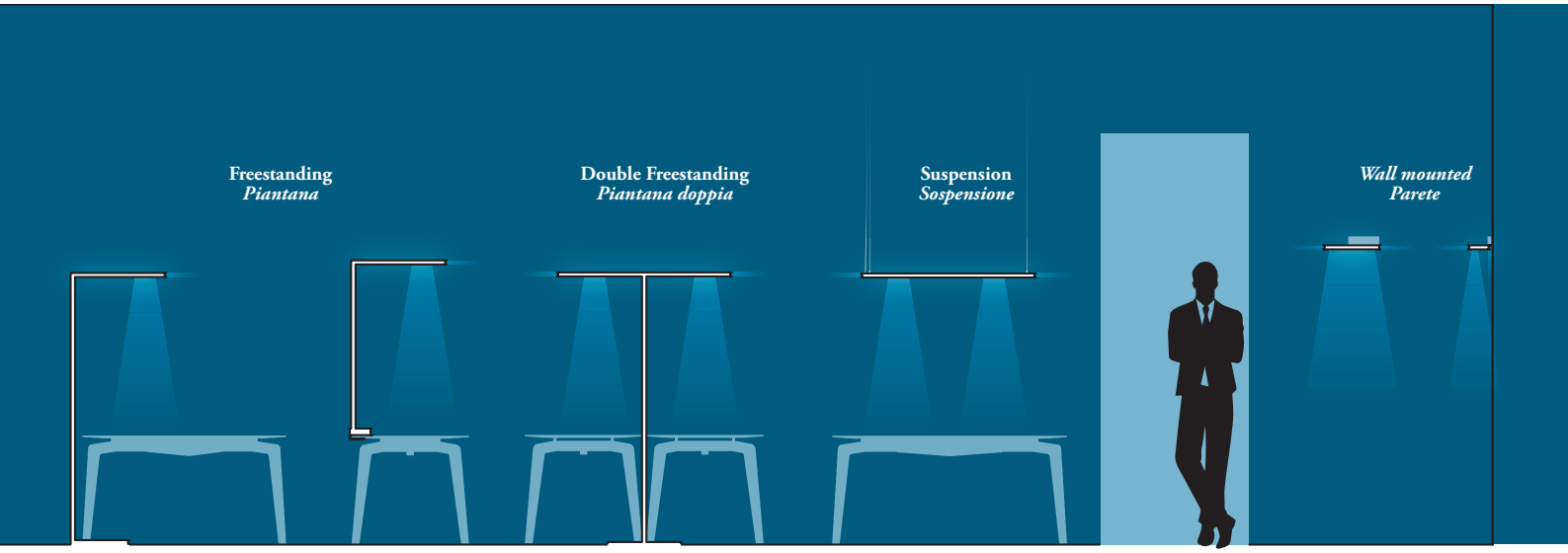

MONSIEUR RANGE

Perfomance SLED



TECHNOLOGY / *TECNOLOGIA*
- Efficiency up to 100 lm/W
- High performance optics with SLED technology
- *Efficienza oltre 100 lm/W*
- *Ottiche performanti con tecnologia SLED*

Controls / *Controlli*

SENSORS / *SENSORI*
- Pir sensor
- Costant light sensor
- *Sensore presenza*
- *Sensore luminosità*

Compactness / *Compattezza*



Comfort

SIDE LIGHT / *LUCE PERIMETRALE*

Light becomes shape / *La luce prende forma*
The side light makes Monsieur an object without a tangible thickness; in addition to illuminate, the light fills the space and becomes material.
La luce perimetrale rende Monsieur un oggetto senza uno spessore tangibile; la luce oltre ad illuminare riempie lo spazio e diventa materia.

Excellent comfort
The side light helps to reduce the cave effect and makes the background environment less dark.

Massimo comfort
La luce perimetrale aiuta a smorzare l'effetto caverna e rende l'ambiente di sfondo meno buio.

MONSIEUR FREESTANDING

Single Ground Plus



INDIRECT LIGHT
LUCE INDIRETTA

SIDE LIGHT
LUCE LATERALE

SLED - DIRECT LIGHT
LUCE DIRETTA SLED

SENSORS
SENSORI

- Pir sensor
- Costant light sensor
- *Sensore presenza*
- *Sensore luminosità*

Push Dimming bottom
Pulsante Dimming

SIDE LIGHT + DRIVER ON BOARD
LUCE PERIMETRALE + DRIVER INTEGRATO

Single Plus

INDIRECT LIGHT
LUCE INDIRETTA

Push Dimming bottom
Pulsante Dimming

REMOTE DRIVER
BOX DRIVER REMOTO

The boxes proportions are designed to place it in the centre or alongside of the base.
Le proporzioni del box sono studiate per posizionarlo nel centro della base oppure affiancato.

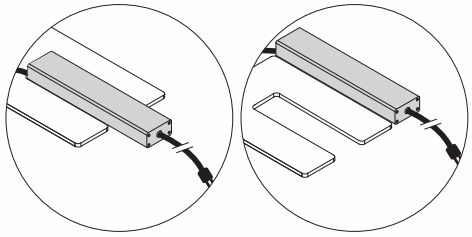

2 Driver positions
2 Posizioni per il driver

Monsieur Freestanding NEW

FREESTANDING
PIANTANA

SLED optical system with UV resistant PC lenses for direct emission.
Smooth transparent polycarbonate diffuser for indirect emission.
Satin-finish extruded PMMA diffuser for side light.
Sistema ottico SLED per emissione diretta con lenti in PC anti UV.
Schermo diffusore per emissione indiretta in policarbonato trasparente liscio. Schermo estruso in PMMA satinato per luce perimetrale.

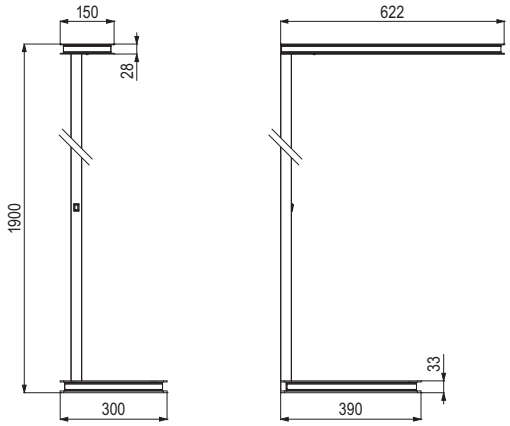

Monsieur Single Ground Plus NEW

CE IP20

Code *Codice*	System Power *Potenza Sistema*	Source *Sorgente*	Output flux *Flusso uscente*	K	L	A	H	Kg
D109FS101DN	77W	SLED	7085 lm	3000K	620	300	1850	14,0
D109FS102DN	77W	SLED	7439 lm	4000K	620	300	1850	14,0



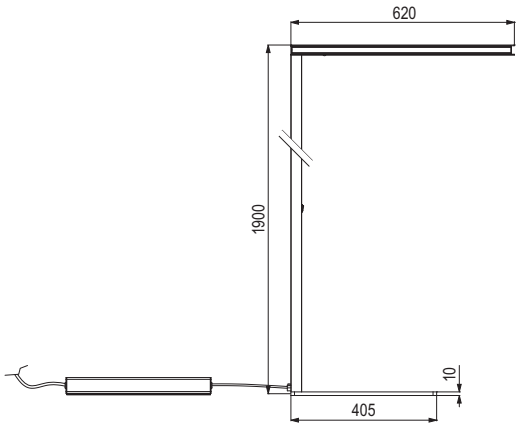

Monsieur Single Plus NEW

CE IP20

Code *Codice*	System Power *Potenza Sistema*	Source *Sorgente*	Output flux *Flusso uscente*	K	L	A	H	Kg
D109FS201DN	70W	SLED	7085 lm	3000K	620	300	1850	11,0
D109FS202DN	70W	SLED	7439 lm	4000K	620	300	1850	11,0

Monsieur Single NEW

CE IP20

Code *Codice*	System Power *Potenza Sistema*	Source *Sorgente*	Output flux *Flusso uscente*	K	L	A	H	Kg
D109FS301DN	60W	SLED	7085 lm	3000K	620	300	1850	11,0
D109FS302DN	60W	SLED	7439 lm	4000K	620	300	1850	11,0
*D109FS303DN	60W	SLED	7085 lm	3000K	620	300	1850	11,0
*D109FS304DN	60W	SLED	7439 lm	4000K	620	300	1850	11,0

* Without sensors
Senza sensori

Photometric data reference:
Fotometria di riferimento:

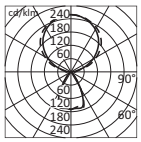

Single Ground Plus
η 100%
Dlor 20%
Ulor 80%
UGR T < 7,0
UGR L < 5,0

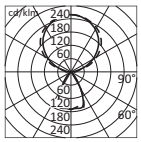

Single Plus
η 100%
Dlor 20%
Ulor 80%
UGR T < 7,0
UGR L < 5,0

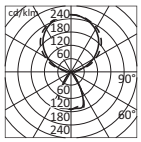

Single
η 100%
Dlor 20%
Ulor 80%
UGR T < 6,5
UGR L < 4,5

STANDARD *BASE* | DN | embossed white RAL 9003 *bianco goffrato RAL 9003*

Monsieur Freestanding NEW

FREESTANDING
PIANTANA

SLED optical system with UV resistant PC lenses for direct emission.
Smooth transparent polycarbonate diffuser for indirect emission.
Satin-finish extruded PMMA diffuser for side light.
Sistema ottico SLED per emissione diretta con lenti in PC anti UV.
Schermo diffusore per emissione indiretta in policarbonato trasparente liscio. Schermo estruso in PMMA satinato per luce perimetrale.

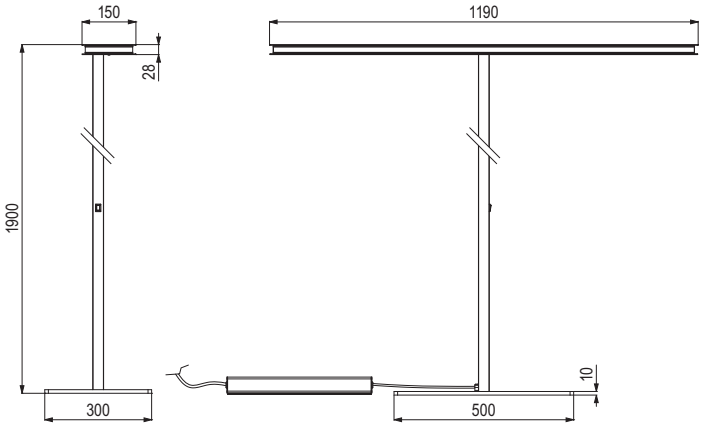

Monsieur Freestanding Double Plus NEW

CE IP20

Code *Codice*	System Power *Potenza Sistema*	Source *Sorgente*	Output flux *Flusso uscente*	K	L	A	H	Kg
D109FD201DN	141W	SLED	14170 lm	3000K	1190	300	1850	15,0
D109FD202DN	141W	SLED	14879 lm	4000K	1190	300	1850	15,0

Photometric data reference:
Fotometria di riferimento:
D109FD201DN

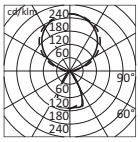

η 100%
DLOR 20%
ULOR 80%
UGR T < 14
UGR L < 12



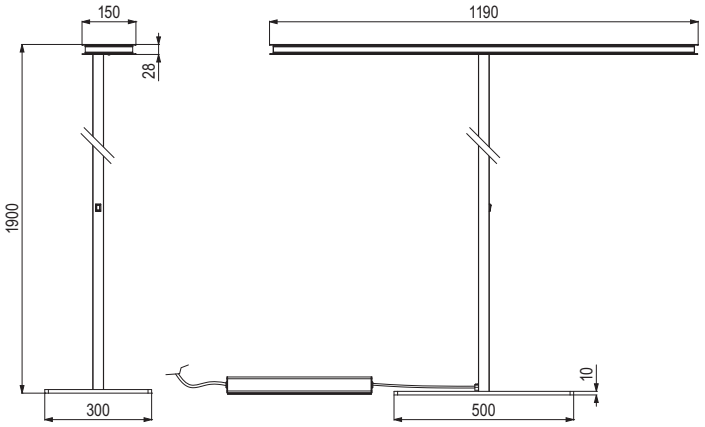

Monsieur Freestanding Double NEW

CE IP20

Code *Codice*	System Power *Potenza Sistema*	Source *Sorgente*	Output flux *Flusso uscente*	K	L	A	H	Kg
D109FD301DN	116W	SLED	14170 lm	3000K	1190	300	1850	15,0
D109FD302DN	116W	SLED	14879 lm	4000K	1190	300	1850	15,0

Photometric data reference:
Fotometria di riferimento:
D109FD301DN

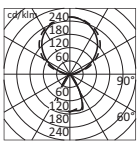

η 100%
DLOR 20%
ULOR 80%
UGR T < 13,5
UGR L < 11,5

Photo: Stefano Anzini

STANDARD *BASE* | DN | embossed white RAL 9003 *bianco goffrato RAL 9003*

Monsieur Freestanding with Desk Connection NEW

FREESTANDING WITH DESK CONNECTION
PIANTANA DA TAVOLO

SLED optical system with UV resistant PC lenses for direct emission.
Smooth transparent polycarbonate diffuser for indirect emission.
Satin-finish extruded PMMA diffuser for side light.
Sistema ottico SLED per emissione diretta con lenti in PC anti UV.
Schermo diffusore per emissione indiretta in policarbonato trasparente liscio. Schermo estruso in PMMA satinato per luce perimetrale.

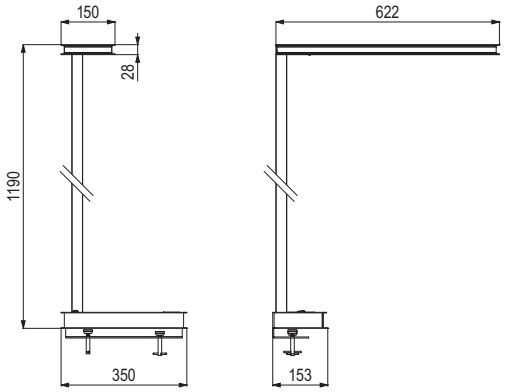

Monsieur Freestanding with Desk Connection Single Plus NEW

CE IP20

Code *Codice*	System Power *Potenza Sistema*	Source *Sorgente*	Output flux *Flusso uscente*	K	L	A	H	Kg
D109DS2...1DN	70W	SLED	7085 lm	3000K	620	150	1850	2,5
D109DS2...2DN	70W	SLED	7439 lm	4000K	620	150	1850	2,5

Photometric data reference:
Fotometria di riferimento:
D109DS2...1DN

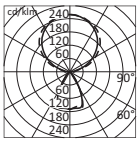

η 100%
DLOR 20%
ULOR 80%
UGR T < 7,0
UGR L < 5,0

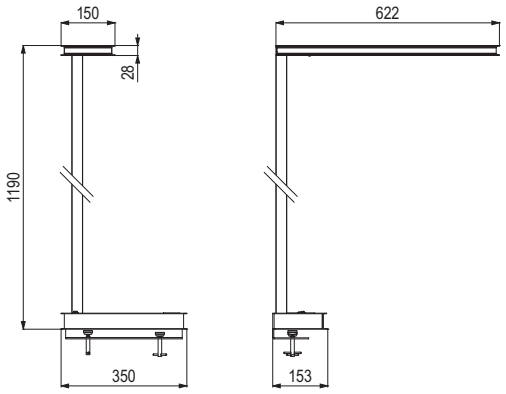

Monsieur Freestanding with Desk Connection Single NEW

CE IP20

Code *Codice*	System Power *Potenza Sistema*	Source *Sorgente*	Output flux *Flusso uscente*	K	L	A	H	Kg
D109DS3...1DN	60W	SLED	7085 lm	3000K	620	150	1850	2,5
D109DS3...2DN	60W	SLED	7439 lm	4000K	620	150	1850	2,5
*D109DS3...3DN	60W	SLED	7085 lm	3000K	620	150	1850	2,5
*D109DS3...4DN	60W	SLED	7439 lm	4000K	620	150	1850	2,5

* Without sensors
Senza sensori

Photometric data reference:
Fotometria di riferimento:
D109DS3...1DN

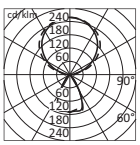

η 100%
DLOR 20%
ULOR 80%
UGR T < 6,5
UGR L < 4,5

Gebäudeversicherung Bern - Switzerland - Project: CUMULUX Lichtplanung GmbH - Photo: Jürg Knuchel

STANDARD *BASE* | DN | embossed white RAL 9003 *bianco goffrato RAL 9003*

Monsieur Freestanding with Desk Connection NEW

FREESTANDING WITH DESK CONNECTION
PIANTANA DA TAVOLO

SLED optical system with UV resistant PC lenses for direct emission. Smooth transparent polycarbonate diffuser for indirect emission. Satin-finish extruded PMMA diffuser for side light.
Sistema ottico SLED per emissione diretta con lenti in PC anti UV. Schermo diffusore per emissione indiretta in policarbonato trasparente liscio. Schermo estruso in PMMA satinato per luce perimetrale.

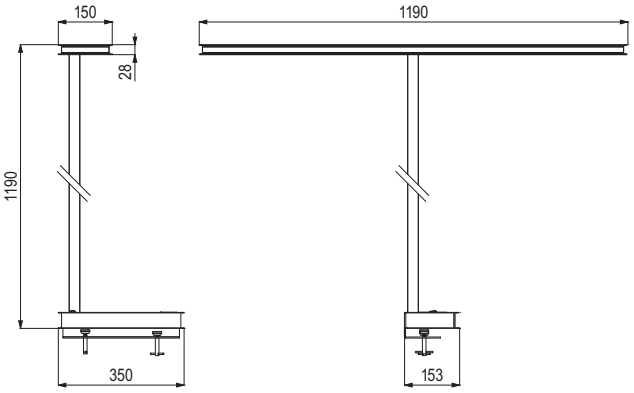

Monsieur Freestanding with Desk Connection Double Plus NEW

CE IP20

Code *Codice*	System Power *Potenza Sistema*	Source *Sorgente*	Output flux *Flusso uscente*	K	L	A	H	Kg
D109DD2...1DN	141W	SLED	14170 lm	3000K	1190	150	1850	4,2
D109DD2...2DN	141W	SLED	14879 lm	4000K	1190	150	1850	4,2

Photometric data reference:
Fotometria di riferimento:
D109DD2...1DN

η 100%
DLOR 20%
ULOR 80%
UGR T < 14
UGR L < 12

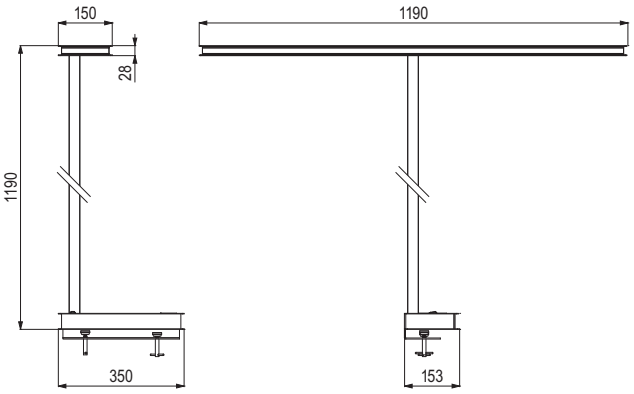

Monsieur Freestanding with Desk Connection Double NEW

CE IP20

Code *Codice*	System Power *Potenza Sistema*	Source *Sorgente*	Output flux *Flusso uscente*	K	L	A	H	Kg
D109DD3...1DN	116W	SLED	14170 lm	3000K	1190	150	1850	4,2
D109DD3...2DN	116W	SLED	14879 lm	4000K	1190	150	1850	4,2

Photometric data reference:
Fotometria di riferimento:
D109DD3...1DN

η 100%
DLOR 20%
ULOR 80%
UGR T < 13,5
UGR L < 11,5

Gebäudeversicherung Bern - Switzerland - Project: CUMULUX Lichtplanung GmbH - Photo: Jürg Knuchel

MONSIEUR SUSPENSION

THIN AND COMFORTABLE
SOTTILE E CONFORTEVOLE

Monsieur entire style even in suspension version, comfort and subtlety for a small envelope.
Tutto lo stile Monsieur anche a sospensione, massimo comfort e sottigliezza per il minimo ingombro.

STANDARD *BASE* | DN | embossed white RAL 9003 *bianco goffrato RAL 9003*

Monsieur Suspension NEW

SUSPENSION
SOSPENSIONE

SLED optical system with UV resistant PC lenses for direct emission.
Smooth transparent polycarbonate diffuser for indirect emission.
Satin-finish extruded PMMA diffuser for side light.
Sistema ottico SLED per emissione diretta con lenti in PC anti UV.
Schermo diffusore per emissione indiretta in policarbonato trasparente liscio. Schermo estruso in PMMA satinato per luce perimetrale.

Suspension Plus

Suspension

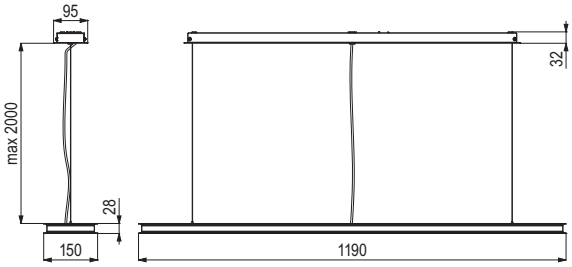

Monsieur Suspension Plus NEW

CE IP20

Code *Codice*	System Power *Potenza Sistema*	Source *Sorgente*	Output flux *Flusso uscente*	K	L	A	H	Kg
DD109SD201DN	141W	SLED	14170 lm	3000K	1190	150	28	4,0
DD109SD202DN	141W	SLED	14879 lm	4000K	1190	150	28	4,0

Monsieur Suspension NEW

CE IP20

Code *Codice*	System Power *Potenza Sistema*	Source *Sorgente*	Output flux *Flusso uscente*	K	L	A	H	Kg
DD109SD301DN	116W	SLED	14170 lm	3000K	1190	150	28	4,0
DD109SD302DN	116W	SLED	14879 lm	4000K	1190	150	28	4,0

Photometric data reference:
Fotometria di riferimento:

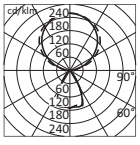

Suspension Plus
η 100%
DLOR 20%
ULOR 80%
UGR T < 14
UGR L < 12

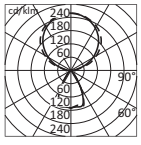

Suspension
η 100%
DLOR 20%
ULOR 80%
UGR T < 13,5
UGR L < 11,5

MONSIEUR WALL MOUNTED

SMOOTH AND COMPACT
LISCIO E COMPATTO

Wall version for smooth lighting effect and maximum compactness.
Versione a parete per un effetto luminoso morbido e il massimo della compattezza.

STANDARD *BASE* | DN | embossed white RAL 9003 *bianco goffrato RAL 9003*

Monsieur Wall mounted NEW

WALL MOUNTED
PARETE

Smooth transparent polycarbonate diffuser for indirect emission.
Satin-finish extruded PMMA diffuser for side light.
Schermo diffusore per emissione indiretta in policarbonato trasparente liscio. Schermo estruso in PMMA satinato per luce perimetrale.

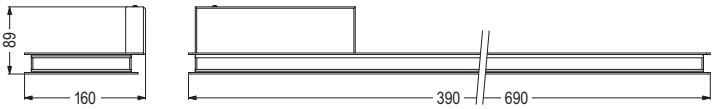

Monsieur Wall Mounted Plus 390 NEW

CE IP20

Code *Codice*	System Power *Potenza Sistema*	Source *Sorgente*	Output flux *Flusso uscente*	K	L	A	H	Kg
DD109WA101DN	19W	LED	1305 lm	3000K	390	160	89	2,5
DD109WA102DN	19W	LED	1404 lm	4000K	390	160	89	2,5

Monsieur Wall Mounted Plus 690 NEW

CE IP20

Code *Codice*	System Power *Potenza Sistema*	Source *Sorgente*	Output flux *Flusso uscente*	K	L	A	H	Kg
DD109WB101DN	38W	LED	2610 lm	3000K	690	160	89	4,0
DD109WB102DN	38W	LED	2808 lm	4000K	690	160	89	4,0

Photometric data reference:
Fotometria di riferimento:

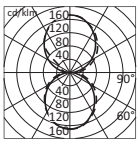

DD109WA101DN
η 100%
DLOR 50%
ULOR 50%
UGR T < 20
UGR L < 21

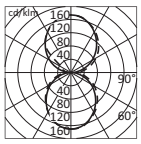

DD109WB101DN
η 100%
DLOR 50%
ULOR 50%
UGR T < 20
UGR L < 21



Domus Mazziniana - Italy - Project: Arch. Annalaura Spalla

NOX

NOX

Tipology / *Tipologia*

SUSPENSION / *SOSPENSIONE*

With its sober design, NOX creates elegant lines of light able to enhance architectural geometries.
Available in single and double length modules, this fixture can be installed suspended as single elements or in straight rows. A flexible lighting tool, NOX allows you to set up Environments as you wish, with no restrictions on distances between furnishings and light fixtures.
The optical system provided control direct light emission, effectively reducing excessive shadows and reflections on work surfaces. At the same time, indirect light is emitted uniformly to provide the ceiling with a harmonious and pleasant appearance.
Sobrio nel design, NOX crea eleganti linee di luce capaci di dare risalto alle geometrie architettoniche.
Disponibile in moduli mono e doppia lunghezza, è installabile a sospensione come elemento singolo, oppure aggregato in file. Strumento di illuminazione flessibile, NOX permette di allestire l'ambiente nella maniera preferita, senza alcun vincolo di posizionamento tra arredo e apparecchi illuminanti.
Il sistema ottico di cui è dotato controlla l'emissione diretta riducendo efficacemente le ombre eccessive e i riflessi sul piano di lavoro. Al contempo la luce indiretta è emessa con uniformità, in modo da conferire al soffitto un aspetto armonioso e piacevole alla vista.

ENVIRONMENTS / *CONTESTI*

Hallway, conference hall, office, leisure areas, study areas
Spazi d'accesso, sale conferenze, ufficio, intrattenimento, studio ed educazione

Colours / *Colori*

STANDARD / *BASE*

Embossed white RAL 9003 / *Bianco goffrato RAL 9003*

VARIANT / *VARIANTE*

Matt black RAL 9005 / *Nero opaco RAL 9005*

Characteristics / *Caratteristiche*

CONSTRUCTION / *COSTRUZIONE*

Housing made of extruded aluminium powder-coated. Die-Cast aluminum end caps painted in the same colour as the housing.
Struttura in estruso di alluminio verniciato a polvere. Testate in pressofusione di alluminio verniciato a polvere dello stesso colore della struttura.

OPTICAL SYSTEM / *SISTEMA OTTICO*

TXT diffuser made of colorless micro-textured polycarbonate designed to reduce the luminance level in upper, flat angle range, positioned 35 mm above the edge. Smooth semi-transparent polycarbonate diffuser for indirect emission.
Indirect smooth semi-transparent polycarbonate diffuser for indirect emission.
Schermo TXT in policarbonato incolore micro-texturizzato per la riduzione delle luminanze agli angoli di emissione superiori, incassato 35 mm rispetto al filo inferiore. Schermo in policarbonato semitrasparente liscio per emissione indiretta.

SOURCES / *SORGENTI*

LED CRI>80 MacAdam 2

LIFETIME

50.000h L80B50 (Ta=25°C)

WIRING / *CABLAGGIO ELETTRICO*

Electrical harness wired for 220-240V-AC 50-60Hz power supply. 2.5 mm² LTNXX terminal block. Electronic ballast. 5x1.5 mm² internal through Wiring. Double switch.
Cablaggio elettrico alimentato a 220-240V-AC 50-60Hz. Morsettiera LTNXX 2,5 mm². Alimentatore elettronico. Cablaggio passante interno 5x1,5 mm². Doppia accensione.

STANDARDS / *NORME*
DIRECTIVES / *DIRETTIVE*

To see page/*Vedere pagina* 339

STANDARD / BASE | ○ DN | embossed white RAL 9003 / bianco goffrato RAL 9003
VARIANT / VARIANTE | ● BE | matt black RAL 9005 / nero opaco RAL 9005

Nox LED

SUSPENSION
SOSPENSIONE

TXT diffuser made of colorless micro-textured polycarbonate designed to reduce the luminance level in upper, flat angle range, positioned 35 mm above the edge. Smooth semi-transparent polycarbonate diffuser for indirect emission.
Schermo TXT in policarbonato incolore micro-texturizzato per la riduzione delle luminanze agli angoli di emissione superiori, incassato 35 mm rispetto al filo inferiore. Schermo in policarbonato semitrasparente liscio per emissione indiretta.

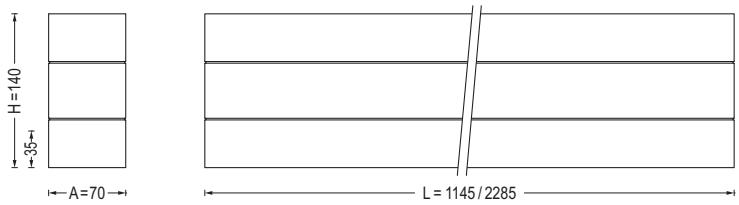

Nox LED - TXT diffuser (3000K)
Nox LED - schermo TXT (3000K)

CE ⏚ IP20

Code *Codice*	System Power *Potenza Sistema*	Source *Sorgente*	Output flux *Flusso uscente*	D	DD	1E	L	A	H	Kg
T23XL004DN	29W+22W	4+3 LED engine	3550 lm			•	1145	70	140	8,5
T23XL005DN	58W+44W	8+6 LED engine	7100 lm			•	2285	70	140	17,0
DD23XL004DN	29W+22W	4+3 LED engine	3550 lm			•	1145	70	140	8,5
DD23XL005DN	58W+44W	8+6 LED engine	7100 lm			•	2285	70	140	17,0

Nox LED - TXT diffuser (4000K)
Nox LED - schermo TXT (4000K)

CE ⏚ IP20

Code *Codice*	System Power *Potenza Sistema*	Source *Sorgente*	Output flux *Flusso uscente*	D	DD	1E	L	A	H	Kg
T23XL054DN	29W+22W	4+3 LED engine	3740 lm			•	1145	70	140	8,5
T23XL055DN	58W+44W	8+6 LED engine	7480 lm			•	2285	70	140	17,0
DD23XL054DN	29W+22W	4+3 LED engine	3740 lm			•	1145	70	140	8,5
DD23XL055DN	58W+44W	8+6 LED engine	7480 lm			•	2285	70	140	17,0

Photometric data reference:
Fotometria di riferimento:

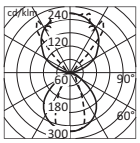

T23XL004DN
η 100%
UGR T < 12,0
UGR L < 15,4

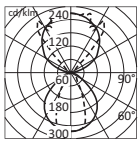

T23XL054DN
η 100%
UGR T < 12,2
UGR L < 15,6

Accessories included
Accessori inclusi

- TXT diffuser
- LED sources
- End caps
- Suspension kit L=2000mm

- *Schermo TXT*
- *Sorgenti LED*
- *Testate di chiusura*
- *Kit di sospensione L=2000mm*

Optional accessories
Accessori opzionali

Electrified ceiling roses
Rosoni elettrificati

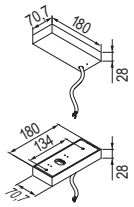

MEC2231AE
Electrified ceiling rose with a 5x1mm² clear power cable L=2000mm - white RAL 9003.
Rosone elettrificato completo di un cavo di alimentazione trasparente 5x1mm² L=2000mm - bianco RAL 9003.

MEC2232AE
Electrified ceiling rose with two 5x1mm² clear power cables L=2000mm - white RAL 9003.
Rosone elettrificato completo di 2 cavi di alimentazione trasparenti 5x1mm² L=2000mm - bianco RAL 9003.

Electrical
Elettrico

MEC1830
5x1mm² clear power cable L=5500mm.
Cavo per alimentazione trasparente 5x1mm² L=5500mm.

CAV0060
Steel cable for ceiling roses L=5000mm.
Fune in acciaio per rosoni L=5000mm.

Mounting
Montaggio

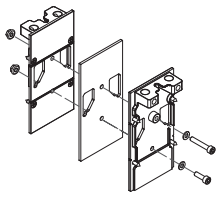

230A002AE
Linear joint complete with unsheathed electric cable 5x1.5mm² to cross the line passing.
Giunto lineare completo di cavo elettrico sguainato 5x1,5mm² che permette l'attraversamento della linea passante.



De Tomi - Headquarters - Italy - Project: Officenter - Photo: Stefano Anzini

SL-P



Fratelli Cosulich S.P.A. Headquarters - Italy - Project: Architetti Antonella Pugno e Paolo Lanfranchi - Photo: ©Matteo Cosulich

SL-P

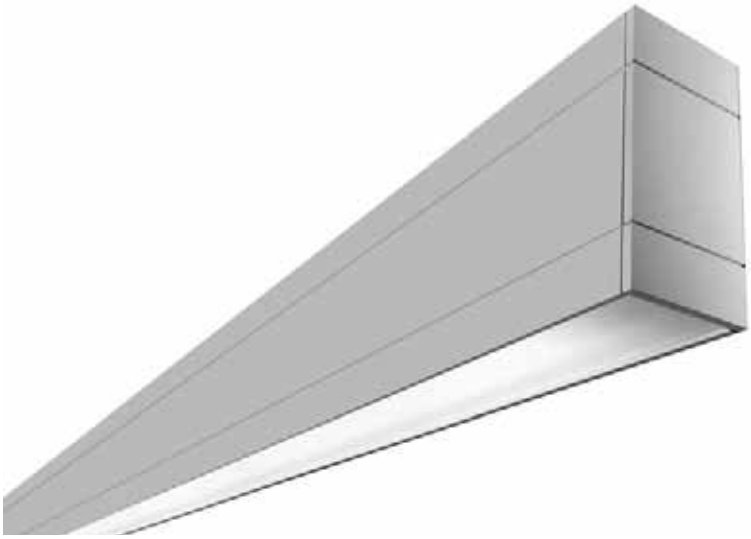

Tipology / *Tipologia*

WALL MOUNTED *PARETE*	SL-P is a very small linear light fixture for wall installation. Characterised by a minimalist design, it provides direct/indirect light emission with a wall-washer effect. It is an excellent solution for corridors, lift access points, meeting rooms and all spaces where, for architectural reasons, the power supply is only available to the walls. *SL-P è un apparecchio lineare di minime dimensioni, per installazione a parete. Caratterizzata da un design minimale ha un'emissione diretta/indiretta con effetto wall washer. Ottima soluzione per corridoi, sbarchi ascensori, sale riunioni e quei luoghi in cui, per vincoli architettonici, l'alimentazione è disponibile solo a parete.*
ENVIRONMENTS *CONTESTI*	Conference hall, art and culture, office, retail areas, study areas, health care *Sale conferenze, arte e cultura, ufficio, vendita e commercio, studio ed educazione, ospedali*

Colours / *Colori*

STANDARD / *BASE*	Semi-bright aluminium RAL 9006 / *Alluminio semilucido RAL 9006*
VARIANT / *VARIANTE*	White RAL 9003 / *Bianco RAL 9003*

Characteristics
Caratteristiche

CONSTRUCTION *COSTRUZIONE*	Housing made of extruded aluminium powder-coated. Aluminum end caps painted in the same colour as the housing. Sheet-steel gear tray in white painted finish. *Struttura in estruso di alluminio verniciato a polvere. Testate in alluminio verniciato a polvere dello stesso colore della struttura. Supporto apparecchiature in lamiera d'acciaio verniciata di bianco.*
OPTICAL SYSTEM *SISTEMA OTTICO*	Co-extruded smooth opal polycarbonate diffuser for direct emission. Smooth transparent polycarbonate diffuser for indirect emission. *Schermo diffusore per emissione diretta in policarbonato co-estruso opale liscio.* *Schermo diffusore per emissione indiretta in policarbonato trasparente liscio.*
SOURCES / *SORGENTI*	Linear fluorescent / *Fluorescenti lineari*
WIRING *CABLAGGIO ELETTRICO*	Electrical harness wired for 220-240V-AC 50-60Hz power supply. 2.5 mm² LTN terminal block. Multipower electronic ballast. Single switch. *Cablaggio elettrico alimentato a 220-240V-AC 50-60Hz. Morsettiera LTN 2,5 mm².* *Alimentatore elettronico multipotenza. Accensione unica.*
STANDARDS / *NORME* DIRECTIVES / *DIRETTIVE*	To see page/*Vedere pagina* 339

STANDARD *BASE*	CH	alluminio semilucido RAL 9006 *semi-bright aluminium RAL 9006*
VARIANT *VARIANTE*	AE	white RAL 9003 *bianco RAL 9003*

SL-P

WALL MOUNTED
PARETE

Co-extruded smooth opal polycarbonate diffuser for direct emission. Smooth transparent polycarbonate diffuser for indirect emission.
Schermo diffusore per emissione diretta in policarbonato co-estruso opale liscio. Schermo diffusore per emissione indiretta in policarbonato trasparente liscio.

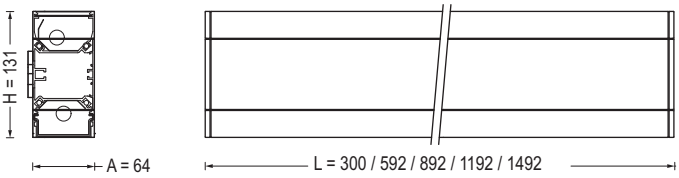

SL-P direct/indirect emission
SL-P emissione diretta/indiretta

CE IP20

Code *Codice*	Source Power *Potenza Sorgente*	Source *Sorgente*	Socket *Attacco*	D	DD	1E	L	A	H	Kg
T17LK601CH	2x11W	TC-L	2G7				300	64	131	1,9
M17LK014CH ♦	1x14/24W / 1x14/24W	T5	G5	•	•		592	64	131	2,8
M17LK015CH ♦	1x21/39W / 1x21/39W	T5	G5	•	•		892	64	131	3,9
M17LK016CH ♦	1x28/54W / 1x28/54W	T5	G5	•	•	•	1192	64	131	4,9
M17LK017CH ♦	1x35/49/80W / 1x35/49/80W	T5	G5	•	•	•	1492	64	131	5,9

Photometric data reference:
Fotometria di riferimento:
T17LK601CH

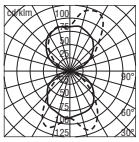

♦ Double switch.
Doppia accensione di serie.

NURSING HOME / *RESIDENZA SANITARIA ASSISTENZIALE*



SL-P can be supplied in special versions (fluorescent or LED) for Nursing Home.
For more details please contact our Technical Sales Staff.
SL-P può essere fornito a richiesta in esecuzione speciale (fluorescente o LED) per ambienti RSA (Residenza Sanitaria Assistenziale).
Per maggior informazioni rivolgersi al nostro Staff Tecnico Commerciale.

Iván Mañero Clinic - Spain - Project: Arch. Diego Nakamatsu - Photo: ©Luis Hevia

SL.EVO

Showroom Safat Home - Kuwait City - Kuwait - Project: Alghanim Industries - Customer: Safat Home

SL.EVO

A COMPLETE RANGE
COMPLETEZZA DI GAMMA

SL.EVO ensures five types of installation, meeting every design need: suspension with sliding cables, ceiling fitting, semirecessed fitting with the upper end concealed in the plasterboard and with perfectly square exposed cross-section, frame recessed fitting and trimless recessed fitting without a frame.
SL.EVO assicura cinque tipologie d'installazione soddisfando ogni esigenza progettuale: sospensione con funi scorrevoli, plafone, semi-incasso con estremità superiore nascosta nel cartongesso e sezione a vista perfettamente quadrata, incasso frame con cornice ed incasso trimless senza cornice.

SL.EVO

SUSPENSION
SOSPENSIONE

CEILING
PLAFONE

SEMI-RECESSED
SEMI-INCASSO

SL.EVO
version suitable for three different types of installation
versione adatta a tre differenti tipologie d'installazione

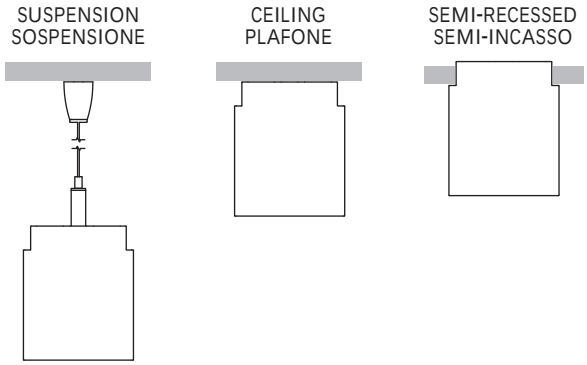

SL.EVO RECESSED

RECESSED
INCASSO

SL.EVO FR
Frame recessed version (with frame)
versione ad incasso frame con cornice

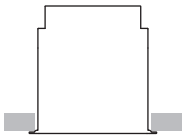

SL.EVO TR
Trimless recessed version (without frame)
versione ad incasso trimless senza cornice

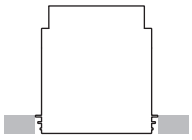

HIGH LUMINOUS EFFICIENCY
ELEVATA EFFICIENZA LUMINOSA

SL.EVO is distinguished by its high luminous efficiency, both with LED sources and with linear fluorescent lamps associated with satin-finish PMMA or TXT diffusers. This feature comes from the optical compartment made up of the parabolic reflector and the diffuser, which together guarantee a light output of more than 73% for the version with a PMMA diffuser and 80% for the version with a TXT diffuser. The high luminous efficiency allows you to reduce the number of light sources, while retaining the same average lighting (Em) and provides considerable savings in money and energy.
SL.EVO si contraddistingue per l'elevata efficienza luminosa, sia con sorgenti LED, che fluorescenti lineari abbinate a schermi diffusori in PMMA satinato o TXT. Tale peculiarità è data dal vano ottico composto dal riflettore parabolico e dallo schermo diffusore, che insieme garantiscono un rendimento superiore al 73% per la versione con schermo PMMA satinato e 80% per la versione con schermo TXT. L'elevata efficienza luminosa permette la riduzione, a parità di illuminamento medio (Em), del numero di corpi illuminanti, consentendo un notevole risparmio economico ed energetico.

DIFFUSERS / *SCHERMI*

Satin finish PMMA diffuser
Schermo PMMA satinato

Light diffusion and uniform lighting.
Diffusione luminosa e uniformità d'illuminamento.



TXT diffuser
Schermo TXT

Controlled light emission and excellent light source screening.
Emissione luminosa controllata e ottima schermatura delle sorgenti.

Photo: Stefano Anzini

SL.EVO

TYPES OF ANGULAR MODULE
TIPOLOGIE DI MODULI ANGOLARI

The angular modules for continuous row with suspended, ceiling or semi-recessed installation have an angle of 90° on the horizontal plane.The angular modules for continuous row with recess installation, on the other hand, are available with angles of 90° on the horizontal plane, or with angles of 90° between the wall and the ceiling and rebound angles of 0°, 15° and 35°. Available both for LED sources, and for 14/24W fluorescent lamps with overlapping of 100 mm for total homogeneity.
The electrical harness, lamp holder, through lines and parabolic reflectors are snap mounted onto plastic elements fixed to the extruded unit.The linear connectors are included, whilst the diffusers, suspension kits and adjustable brackets must be ordered separately.
I moduli angolari per file continue a sospensione, plafone o semi-incasso hanno un angolo di 90° sul piano orizzontale. I moduli angolari per le file continue ad incasso, sono invece disponibili con angoli di 90° sul piano orizzontale, oppure con angoli di 90° tra la parete e il soffitto ed angoli di rinvio di 0°, 15°, 35°.
Disponibile sia per sorgenti LED, che per lampade fluorescenti 14/24W con overlapping di 100 mm per una totale omogeneità. Il cablaggio, il portalampada, le linee passanti e i riflettori parabolici sono montati a scatto su elementi plastici fissati sull'estruso. I giunti lineari di collegamento sono inclusi, mentre gli schermi diffusori, i kit di sospensione e le staffe regolabili sono da ordinare separatamente.

* Indicative diffuser length
** Lunghezza indicativa lato*

SL.EVO

Angular lighting module
for suspension/ceiling/semi-recessed installation with an angle of 90° on the horizontal level.

Modulo illuminante angolare per installazione a sospensione/plafone/semi-incasso con angolo di 90° sul piano orizzontale.

0°- 90°
Angle / *Angolo*



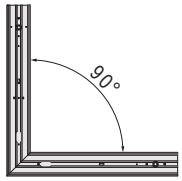

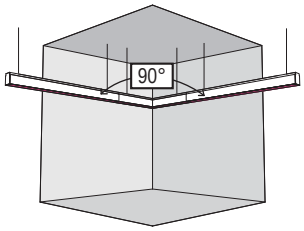

SL.EVO FR

Angular lighting module
for frame ceiling recessed installation with visible frame and angle of 90° on the horizontal level.

Modulo illuminante angolare per installazione ad incasso frame con cornice a vista ed angolo di 90° sul piano orizzontale.

0°- 90°
Angle / *Angolo*

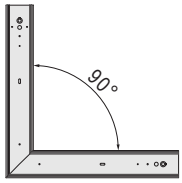

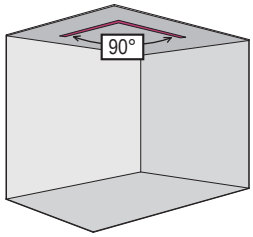

SL.EVO TR

Angular lighting module
for recessed trimless installation
without visible frame with an angle of 90° between the wall and the ceiling.

Modulo illuminante angolare per installazione ad incasso trimless senza cornice a vista con angolo di 90° tra la parete e il soffitto.

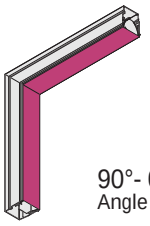

90°- 0°
Angle / *Angolo*

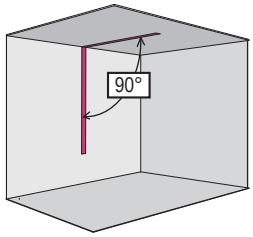

SL.EVO TR

Angular lighting module for trimless recessed installation without visible frame with an angle of 90° between the wall and the ceiling and a rebound angle of 15° on both planes.

Modulo illuminante angolare per installazione ad incasso trimless senza cornice a vista con angolo di 90° tra la parete e il soffitto ed angolo di rinvio di 15° su entrambi i piani.

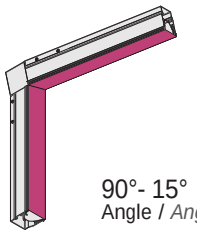

90°- 15°
Angle / *Angolo*

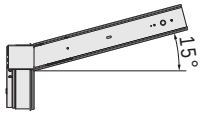

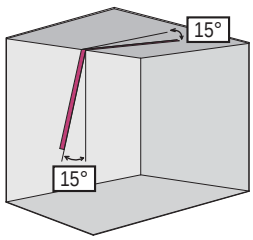

SL.EVO TR

Angular lighting module for trimless recessed installation without visible frame with angle of 90° between the wall and the ceiling and rebound angle of 35° on both planes.

Modulo illuminante angolare per installazione ad incasso trimless senza cornice a vista con angolo di 90° tra la parete e il soffitto ed angolo di rinvio di 35° su entrambi i piani.

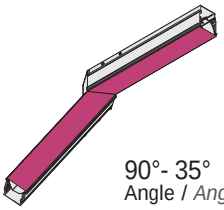

90°- 35°
Angle / *Angolo*

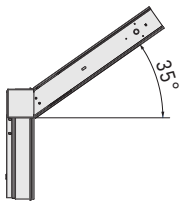

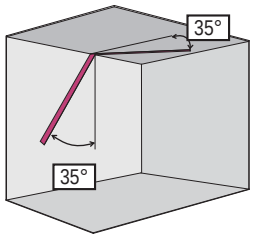

FLEXIBLE DESIGNING
FLESSIBILITÀ DI PROGETTAZIONE

The different types of angular modules allow you to recreate the architectural space drawing unhindered lines of light.
Le differenti tipologie di moduli angolari permettono di ricreare lo spazio architettonico disegnando linee di luce prive di interruzioni.

SL.EVO

COMPOSITION OF A LED LIGHTING MODULE / *COMPOSIZIONE DI UN MODULO ILLUMINANTE LED*

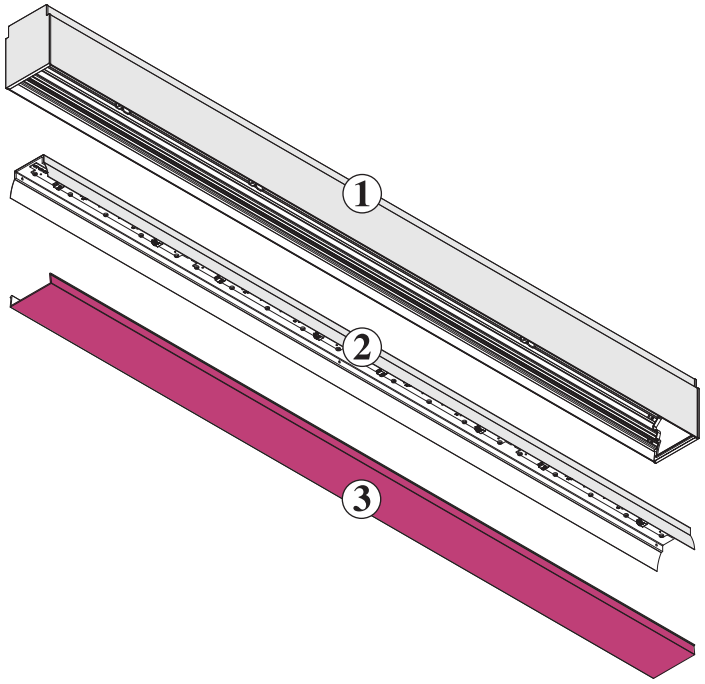

SL.EVO LED
single / *singolo*

① Extruded aluminium unit with electrical harness and end caps
Estruso di alluminio con cablaggio e testate di chiusura

② Parabolic reflector and LED sources
Riflettore parabolico e sorgenti LED

③ Diffuser
Schermo diffusore

SL.EVO LED
continuous / *continuo*

① Extruded aluminium unit with electrical harness, electrical through wiring and linear connectors
Estruso di alluminio con cablaggio, linea passante e giunti lineari

② Parabolic reflector and LED sources
Riflettore parabolico e sorgenti LED

To be ordered separately
da ordinare separatamente:

① End caps / *Testate di chiusura*

③ Diffusers / *Schermi diffusori*

COMPOSITION OF A FLUO LIGHTING MODULE / *COMPOSIZIONE DI UN MODULO ILLUMINANTE FLUO*

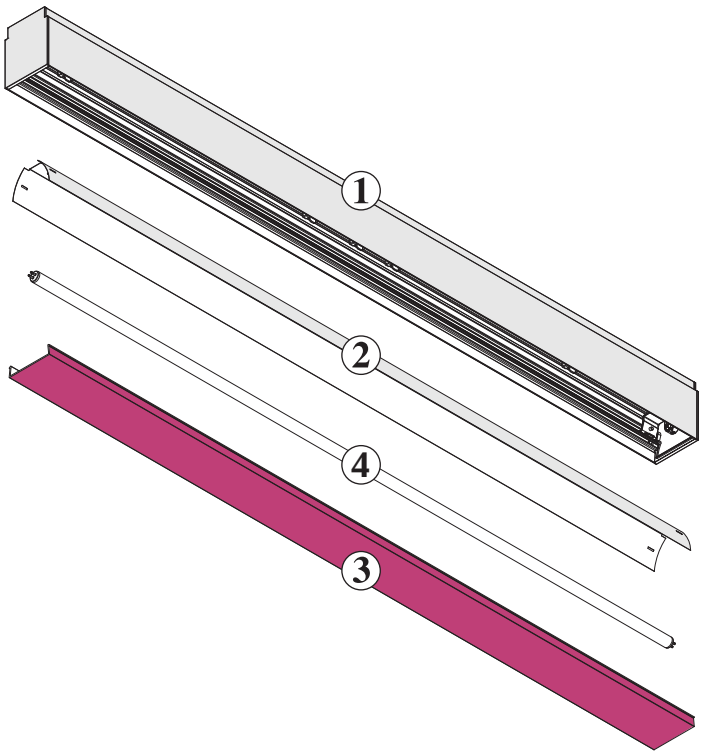

SL.EVO
single / *singolo*

① Extruded aluminium unit with electrical harness, lampholder and end caps
Estruso di alluminio con cablaggio, portalampada e testate di chiusura

② Parabolic reflector
Riflettore parabolico

③ Diffuser
Schermo diffusore

To be ordered separately
da ordinare separatamente:

④ Linear fluorescent lamps
Lampada fluorescente lineare

SL.EVO
continuous / *continuo*

① Extruded aluminium unit with electrical harness, lampholder, end caps and linear connectors
Estruso di alluminio con cablaggio, portalampada, testate di chiusura e giunti lineari

② Parabolic reflector
Riflettore parabolico

To be ordered separately
da ordinare separatamente:

① Electrical through wiring
Linea passante

④ *Linear fluorescent lamps*
Lampade fluorescenti lineari

③ Diffusers / *Schermi diffusori*

EXAMPLE OF SUSPENDED INSTALLATION / *ESEMPIO DI INSTALLAZIONE A SOSPENSIONE*

Appliance suitable for suspended, ceiling or semi-recessed installation; shown here in the single suspension version with sliding cables.
Apparecchio adatto all'installazione a sospensione, plafone o semi-incasso qui mostrato nella versione singola a sospensione con funi scorrevoli.

Kit for suspension
with sliding cables.
Variable distancing
between anchor points.
Kit di sospensione
a funi scorrevoli.
Interdistanza variabile
tra i punti di ancoraggio
(cod. MEC1742)

SL.EVO single light module
Modulo illuminante SL.EVO singolo

SL.EVO LED
SL.EVO

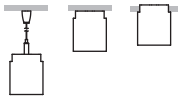

Tipology / *Tipologia*

WALL MOUNTED
CEILING
SUSPENSION
CEILING HALF-RECESSED
PARETE
PLAFONE
SOSPENSIONE
SEMINCASSO SOFFITTO

The minimal design affords a total-light effect providing outstanding visual comfort with reductions in luminance levels in upper emission corners and efficiency up to 115 lm/W. The numerous installation types meet the needs of the most demanding lighting designers and make SL.EVO the perfect solution for spaces of every shape.
Il design minimale garantisce un effetto tutta luce e un notevole comfort visivo con riduzione dei livelli di luminanza agli angoli di emissione superiori e efficienze fino a 115 lm/W. Le molteplici tipologie di installazione soddisfano le richieste dei progettisti più esigenti e promuovono SL.EVO a valida soluzione capace di illuminare gli spazi più articolati.

ENVIRONMENTS
CONTESTI

Wellness, hallway, conference hall, art and culture, office, leisure areas, retail areas, study areas
Wellness, spazi d'accesso, sale conferenze, arte e cultura, ufficio, intrattenimento, vendita e commercio

Colours / *Colori*

STANDARD / *BASE*
Embossed white RAL 9003 / *Bianco goffrato RAL 9003*

VARIANT / *VARIANTE*
Semi-bright aluminium RAL 9006 / *Alluminio semilucido RAL 9006*

Characteristics
Caratteristiche

CONSTRUCTION
COSTRUZIONE

Housing consisting of powder-coated extruded aluminium unit. Aluminium end caps painted in the same colour as the housing with internal fixing and no exposed screws.
Struttura in estruso di alluminio verniciato a polvere. Testate in pressofusione di alluminio verniciato a polvere dello stesso colore della struttura con fissaggio interno e nessuna vite in vista.

OPTICAL SYSTEM
SISTEMA OTTICO

SL.EVO LED:
TXT-R Optical system. Excellent screening of light sources and high degree of luminance control.
Ensures luminance values below 1550 cd/m² thanks to the special technopolymer internal refractor which - combined with the textured microprism diffuser - reduces the luminance levels at the upper corners of the light emission.
Sistema ottico TXT-R. Ottima schermatura delle sorgenti ed elevato controllo delle luminanze. Assicura luminanze inferiori a 1550 cd/m² grazie allo speciale rifrattore interno in tecnopolimero che abbinato allo schermo texturizzato a microprismi riduce i livelli di luminanza agli angoli di emissione superiori.

SL.EVO LED/SL.EVO:
Colourless methacrylate TXT diffuser with outer surface micro-textured with micro-pyramids to reduce levels of luminance in the upper angles of emission.
Satin finish PMMA diffuser for diffused light emission.
Schermo TXT in metacrilato incolore con superficie esterna micro-texturizzata a micropiramidi per la riduzione dei livelli di luminanza agli angoli di emissione superiori.
Schermo PMMA satinato per emissione luminosa diffusa.

SOURCES / *SORGENTI*

SL.EVO LED: LED CRI>80 MacAdam 2

SL.EVO: Linear fluorescent / *Fluorescenti lineari*

LIFETIME (LED VERSIONS)

50.000h L80B50 (Ta=25°C)

WIRING
CABLAGGIO ELETTRICO

SL.EVO LED:
Electrical harness wired for 220-240V-AC 50-60Hz power supply. 2.5 mm² LTNXX terminal block.
Electronic ballast. 5x1.5 mm² internal through Wiring.
Cablaggio elettrico alimentato a 220-240V-AC 50-60Hz. Morsettiera LTNXX 2,5 mm². Alimentatore elettronico. Cablaggio passante interno 5x1,5 mm².

SL.EVO:
Electrical harness wired for 220-240V-AC 50-60Hz power supply. 2.5 mm² LTN terminal block.
Multipower electronic ballast. Single switch.
Cablaggio elettrico alimentato a 220-240V-AC 50-60Hz. Morsettiera LTN 2,5 mm². Alimentatore elettronico multipotenza. Accensione unica.

STANDARDS / *NORME*
DIRECTIVES / *DIRETTIVE*

To see page/*Vedere pagina* 339

SL.EVO LED

SUSPENSION
SOSPENSIONE

CEILING
PLAFONE

SEMI-RECESSED
SEMI-INCASSO

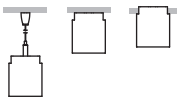

single
singolo

- satin finish PMMA diffuser / *PMMA satinato* — 3000K, 4000K
- TXT diffuser / *schermo TXT* — 3000K, 4000K
- TXT-R diffuser / *schermo TXT-R* — 3000K, 4000K

continuous row
continuo

- satin finish PMMA diffuser / *PMMA satinato* — 3000K, 4000K
- TXT diffuser / *schermo TXT* — 3000K, 4000K
- TXT-R diffuser / *schermo TXT-R* — 3000K, 4000K

SL.EVO

SUSPENSION
SOSPENSIONE

CEILING
PLAFONE

SEMI-RECESSED
SEMI-INCASSO

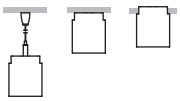

single
singolo

- satin finish PMMA diffuser / *PMMA satinato*
- TXT diffuser / *schermo TXT*

continuous row
continuo

- satin finish PMMA diffuser / *PMMA satinato*
- TXT diffuser / *schermo TXT*

SL.EVO LED / SL.EVO

TYPES OF INSTALLATION - DIMENSIONS (mm) / *TIPOLOGIE DI INSTALLAZIONE - DIMENSIONI (mm)*

suspended mounted
sospensione

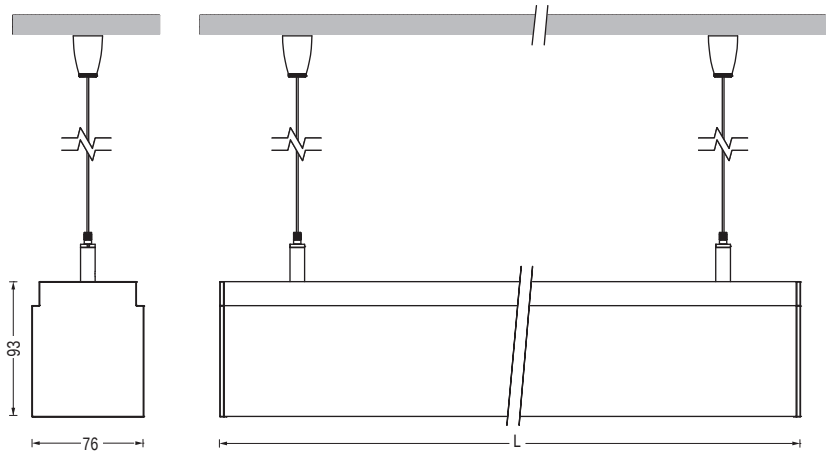

Suspension fixing with a kit to be ordered separately.
Fissaggio a sospensione mediante kit da ordinare separatamente.
(cod. MEC1742)

ceiling mounted
plafone

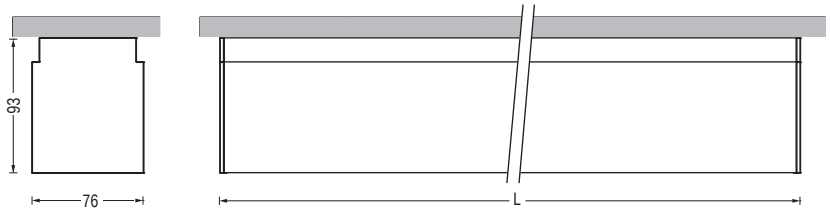

Direct fixing to ceiling without use of accessories.
Fissaggio diretto a plafone senza uso di accessori.

semi-recessed mounted
semi-incasso

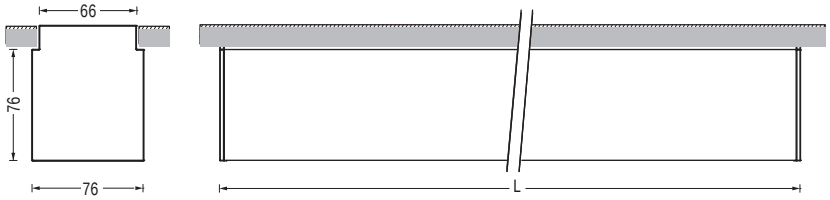

Semi-recessed fixing using brackets to be ordered separately.
Fissaggio a semi-incasso mediante staffa da ordinare separatamente.
(cod. MEC2036)

CONFIGURATION OF A CONTINUOUS ROW WITH SL.EVO LED AND TOTAL LENGTH OF 3710 mm
CONFIGURAZIONE DI UNA FILA CONTINUA SL.EVO LED CON LUNGHEZZA TOTALE PARI A 3710 mm

Continuous row consisting of two continuous LED modules. The modules are connected using the included linear connectors.
End caps and diffuser to be ordered separately. The continuity of the LED engine modules guarantees uniform lighting.
Fila continua composta da due moduli LED continui. La giunzione dei moduli avviene tramite giunti lineari inclusi.
Testate di chiusura da ordinare separatamente. Schermi diffusori da ordinare separatamente.
La continuità dei moduli LED engine garantisce l'uniformità dell'illuminamento.

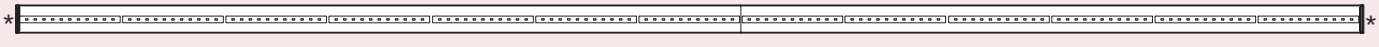

37W - 7 LED engine

continuous row / *fila continua*
L = 1994 mm
T900L006DN

32W - 6 LED engine

continuous row / *fila continua*
L = 1710 mm
T900L005DN

*End caps kit (2 pcs.) / *Kit testate di chiusura (2 pz.)*

MEC5956 L = 3 mm

WALL MOUNTED LIGHT GRAZING / *MONTAGGIO A PARETE PER LUCE RADENTE*

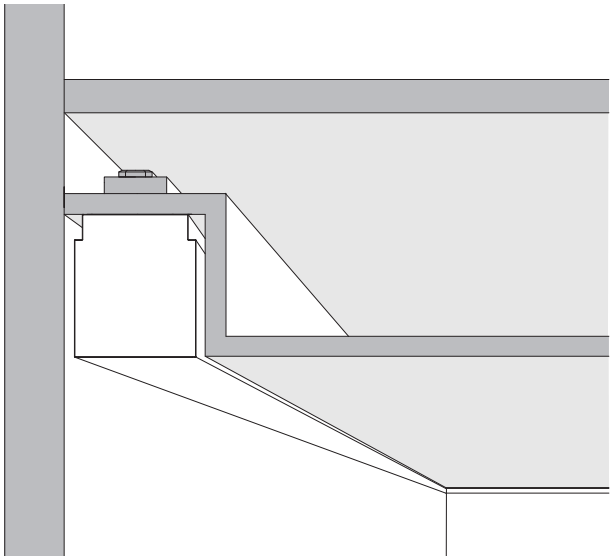

To create a wall lighting effect, SL.EVO can be fixed directly inside the ceiling cavity (shown in picture A). The SL.EVO luminaire can also be wall mounted using MEC1983DN brackets (picture B).
Per creare effetto di emissione luminosa verticale radente a parete è possibile installare SL.EVO in apposita nicchia ricavata nel controsoffitto (vedi disegno A), oppure fissando SL.EVO con la coppia di staffe MEC1983DN posizionandolo a filo controsoffitto (vedi disegno B).

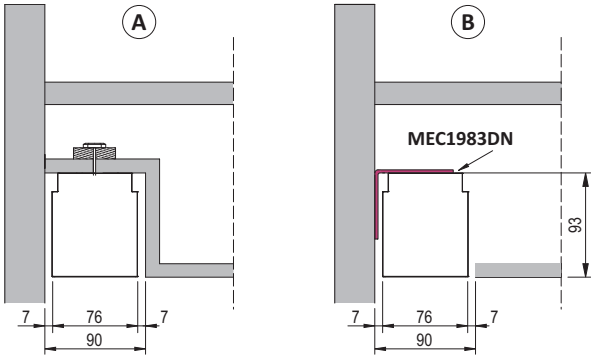

LENGTHS LIGHTING MODULE / *LUNGHEZZE MODULI ILLUMINANTI*

SL.EVO LED

single / ***singolo***			**continuous** / ***continuo***		
version *versione*	source *sorgente*	L (mm)	version *versione*	source *sorgente*	L (mm)
11W	2 LED engine	580	11W	2 LED engine	574
16W	3 LED engine	864	16W	3 LED engine	858
21W	4 LED engine	1148	21W	4 LED engine	1142
26W	5 LED engine	1432	26W	5 LED engine	1426
32W	6 LED engine	1716	32W	6 LED engine	1710
37W	7 LED engine	2000	37W	7 LED engine	1994
42W	8 LED engine	2284	42W	8 LED engine	2278
52W	10 LED engine	2852	52W	10 LED engine	2846
63W	12 LED engine	3420	63W	12 LED engine	3414
73W	14 LED engine	3988	73W	14 LED engine	3982

SL.EVO

single / ***singolo***			**continuous** / ***continuo***		
version *versione*	source *sorgente*	L (mm)	version *versione*	source *sorgente*	L (mm)
1x14/24W	T5 G5	578	Initial/End *Inizio/Fine fila*		
1x21/39W	T5 G5	878	1x14/24W	T5 G5	514
1x28/54W	T5 G5	1178	1x21/39W	T5 G5	814
1x35/49W	T5 G5	1478	1x28/54W	T5 G5	1114
Double length *Doppia lunghezza*			1x35/49W	T5 G5	1414
1+1x28/54W	T5 G5	2228	Intermediate single length *Intermedio monolunghezza*		
1+1x35/49W	T5 G5	2828			
Triple length *Tripla lunghezza*			1x28/54W	T5 G5	1050
1+1+1x28/54W	T5 G5	3278	1x35/49W	T5 G5	1350
1+1+1x35/49W	T5 G5	4178	Intermediate double length *Intermedio doppia lunghezza*		
			1+1x28/54W	T5 G5	2100
			1+1x35/49W	T5 G5	2700

CONFIGURATION OF A CONTINUOUS ROW WITH SL.EVO AND TOTAL LENGTH OF 3728 mm
CONFIGURAZIONE DI UNA FILA CONTINUA SL.EVO CON LUNGHEZZA TOTALE PARI A 3728 mm

Continuous row consisting of initial/end modules and two intermediate single length modules. The modules are connected using the included linear connectors. End caps included. Diffusers to be ordered separately. Overlapping of fluorescent lamps guarantees uniform lighting.
Fila continua composta da moduli inizio/fine fila e due moduli intermedi monolampada.
La giunzione dei moduli avviene tramite giunti lineari inclusi. Testate di chiusura incluse. Schermi diffusori da ordinare separatamente.
La sovrapposizione delle lampade fluorescenti (overlapping) garantisce l'uniformità dell'illuminamento.

1x28/54W
initial/end module
inizio/fine fila
L = 1114 mm
M900K003DN

1x28/54W
Intermediate single length
intermedio monolunghezza
L = 1050 mm
M900K005DN

1x28/54W
Intermediate single length
intermedio monolunghezza
L = 1050 mm
M900K005DN

1x14/24W
initial/end module
inizio/fine fila
L = 514 mm
M900K001DN

Overlapping detail / *Dettaglio overlapping*

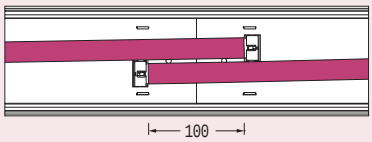

SL.EVO LED - PHOTOMETRIC PERFORMANCE

SL.EVO LED 4000K

Source 4000K			SL.EVO LED	satinat finish PMMA		TXT		TXT-R	
LED Engine Quantity *Quantità* (n°)	LED Engine Consumption *Consumo* (W)	LED Engine Normal flux *Flusso nominale* (n° x lm)	Total consumption *Consumo totale* LED + Driver (W)	Fixture flux emission / *Flusso emesso apparecchio* (lm)	System efficiency *Efficienza di sistema* (lm/W)	Fixture flux emission / *Flusso emesso apparecchio* (lm)	System efficiency *Efficienza di sistema* (lm/W)	Fixture flux emission / *Flusso emesso apparecchio* (lm)	System efficiency *Efficienza di sistema* (lm/W)
2	9	1510	11	1178	107	1208	110	800	73
3	13	2265	16	1767	110	1812	113	1200	75
4	18	3020	21	2356	112	2416	115	1601	76
5	22	3775	26	2945	113	3020	116	2001	77
6	27	4530	32	3533	110	3624	113	2401	75
7	31	5285	37	4122	111	4228	114	2801	76
8	35	6040	42	4711	112	4832	115	3201	76
10	44	7550	52	5889	113	6040	116	4002	77
12	53	9060	63	7067	112	7248	115	4802	76
14	62	10570	73	8245	113	8456	116	5602	77

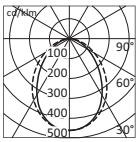

SL.EVO PMMA 29W LED
LOR 100%

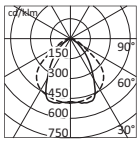

SL.EVO TXT 29W LED
LOR 100%

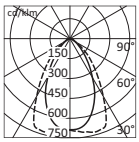

SL.EVO TXT-R 29W LED
LOR 100%

Source 4000K		UGR	Transversal 21,6	Longitudinal 23,2	Transversal 18,4	Longitudinal 21,7	Transversal 16,7	Longitudinal 15,6
CRI≥80	LM80	Luminance (cd/m²)	4900	6900	1960	5500	1300	1500

SL.EVO LED 3000K

Source 3000K			SL.EVO LED	satinat finish PMMA		TXT		TXT-R	
LED Engine Quantity *Quantità* (n°)	LED Engine Consumption *Consumo* (W)	LED Engine Normal flux *Flusso nominale* (n° x lm)	Total consumption *Consumo totale* LED + Driver (W)	Fixture flux emission / *Flusso emesso apparecchio* (lm)	System efficiency *Efficienza di sistema* (lm/W)	Fixture flux emission / *Flusso emesso apparecchio* (lm)	System efficiency *Efficienza di sistema* (lm/W)	Fixture flux emission / *Flusso emesso apparecchio* (lm)	System efficiency *Efficienza di sistema* (lm/W)
2	9	1360	11	1061	96	1088	99	721	66
3	13	2040	16	1591	99	1632	102	1081	68
4	18	2720	21	2122	101	2176	104	1442	69
5	22	3400	26	2652	102	2720	105	1802	69
6	27	4080	32	3182	99	3264	102	2162	68
7	31	4760	37	3713	100	3808	103	2523	68
8	35	5440	42	4243	101	4352	104	2883	69
10	44	6800	52	5304	102	5440	105	3604	69
12	53	8160	63	6365	101	6528	104	4325	69
14	62	9520	73	7426	102	7616	104	5046	69

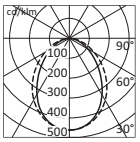

SL.EVO PMMA 29W LED
LOR 100%

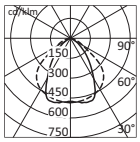

SL.EVO TXT 29W LED
LOR 100%

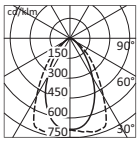

SL.EVO TXT-R 29W LED
LOR 100%

Source 3000K		UGR	Transversal 21,2	Longitudinal 22,8	Transversal 18,1	Longitudinal 21,3	Transversal 16,4	Longitudinal 15,3
CRI≥80	LM80	Luminance (cd/m²)	4775	6664	1792	5069	1167	1343

STANDARD / BASE — embossed white RAL 9003 / bianco goffrato RAL 9003
VARIANT / VARIANTE — DN — semi-bright aluminium RAL 9006 / alluminio semilucido RAL 9006

SL.EVO LED SINGLE

WALL MOUNTED,
CEILING, SUSPENSION,
CEILING HALF-RECESSED
PARETE, PLAFONE,
SOSPENSIONE,
SEMINCASSO SOFFITTO

Satin finish PMMA diffuser for diffused light emission.
Schermo PMMA satinato per emissione luminosa diffusa.

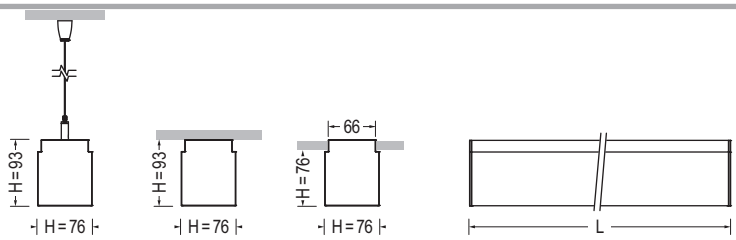

SL.EVO LED single - satin finish PMMA diffuser (3000K)
SL.EVO LED singolo - PMMA satinato (3000K)

CE IP20

Code *Codice*	System Power *Potenza Sistema*	Source *Sorgente*	Output flux *Flusso uscente*	D	DD	1E	L	A	H	Kg
T90LL051DN	11W	2 LED engine	1061 lm	•			580	76	93	1,7
T90LL052DN	16W	3 LED engine	1591 lm	•			864	76	93	2,5
T90LL053DN	21W	4 LED engine	2122 lm	•	•		1148	76	93	3,4
T90LL054DN	26W	5 LED engine	2654 lm	•	•		1432	76	93	4,2
T90LL055DN	32W	6 LED engine	3182 lm	•	•		1716	76	93	5,1
T90LL056DN	37W	7 LED engine	3713 lm	•	•		2000	76	93	5,9
T90LL057DN	42W	8 LED engine	4243 lm	•	•		2284	76	93	6,7
T90LL058DN	52W	10 LED engine	5304 lm	•	•		2852	76	93	8,4
T90LL059DN	63W	12 LED engine	6365 lm	•	•		3420	76	93	10,1
T90LL060DN	73W	14 LED engine	7426 lm	•	•		3988	76	93	11,7

Photometric data reference:
Fotometria di riferimento:
T90LL051DN

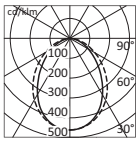

η 100%
UGR T < 20,7
UGR L < 22,3

SL.EVO LED single - satin finish PMMA diffuser (4000K)
SL.EVO LED singolo - PMMA satinato (4000K)

CE IP20

Code *Codice*	System Power *Potenza Sistema*	Source *Sorgente*	Output flux *Flusso uscente*	D	DD	1E	L	A	H	Kg
T90LL001DN	11W	2 LED engine	1178 lm	•			580	76	93	1,7
T90LL002DN	16W	3 LED engine	1767 lm	•			864	76	93	2,5
T90LL003DN	21W	4 LED engine	2356 lm	•	•		1148	76	93	3,4
T90LL004DN	26W	5 LED engine	2945 lm	•	•		1432	76	93	4,2
T90LL005DN	32W	6 LED engine	3533 lm	•	•		1716	76	93	5,1
T90LL006DN	37W	7 LED engine	4122 lm	•	•		2000	76	93	5,9
T90LL007DN	42W	8 LED engine	4711 lm	•	•		2284	76	93	6,7
T90LL008DN	52W	10 LED engine	5889 lm	•	•		2852	76	93	8,4
T90LL009DN	63W	12 LED engine	7067 lm	•	•		3420	76	93	10,1
T90LL010DN	73W	14 LED engine	8245 lm	•	•		3988	76	93	11,7

Photometric data reference:
Fotometria di riferimento:
T90LL001DN

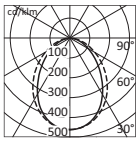

η 100%
UGR T < 21,6
UGR L < 23,2

Accessories included
Accessori inclusi

- Satin finish PMMA diffuser
- LED sources
- End caps
- *Schermo PMMA satinato*
- *Sorgenti LED*
- *Testate di chiusura*

Optional accessories
Accessori opzionali

- To see page 238
- *Vedere pagina 238*

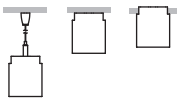

STANDARD *BASE*	DN	embossed white RAL 9003 *bianco goffrato RAL 9003*
VARIANT *VARIANTE*	CH	semi-bright aluminium RAL 9006 *alluminio semilucido RAL 9006*

SL.EVO LED SINGLE

WALL MOUNTED,
CEILING, SUSPENSION,
CEILING HALF-RECESSED
PARETE, PLAFONE,
SOSPENSIONE,
SEMINCASSO SOFFITTO

Colourless methacrylate TXT diffuser with outer surface micro-textured with micro-pyramids to reduce levels of luminance in the upper angles of emission.
Schermo TXT in metacrilato incolore con superficie esterna micro-texturizzata a micropiramidi per la riduzione dei livelli di luminanza agli angoli di emissione superiori.

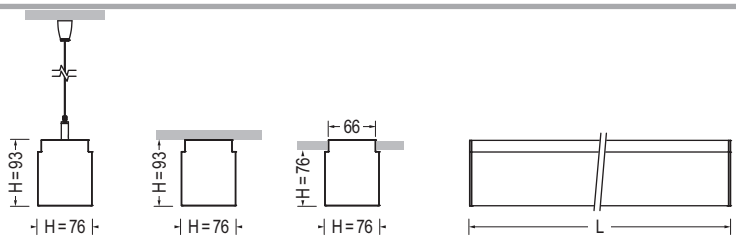

SL.EVO LED single - TXT diffuser (3000K)
SL.EVO LED singolo - TXT (3000K)

CE IP20

Code *Codice*	System Power *Potenza Sistema*	Source *Sorgente*	Output flux *Flusso uscente*	D	DD	1E	L	A	H	Kg
T90XL051DN	11W	2 LED engine	1088 lm	•			580	76	93	1,7
T90XL052DN	16W	3 LED engine	1632 lm	•			864	76	93	2,5
T90XL053DN	21W	4 LED engine	2176 lm	•		•	1148	76	93	3,4
T90XL054DN	26W	5 LED engine	2720 lm	•		•	1432	76	93	4,2
T90XL055DN	32W	6 LED engine	3264 lm	•		•	1716	76	93	5,1
T90XL056DN	37W	7 LED engine	3808 lm	•		•	2000	76	93	5,9
T90XL057DN	42W	8 LED engine	4352 lm	•		•	2284	76	93	6,7
T90XL058DN	52W	10 LED engine	5440 lm	•		•	2852	76	93	8,4
T90XL059DN	63W	12 LED engine	6528 lm	•		•	3420	76	93	10,1
T90XL060DN	73W	14 LED engine	7616 lm	•		•	3988	76	93	11,7

Photometric data reference:
Fotometria di riferimento:
T90XL051DN

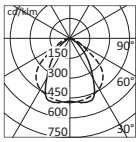

η 100%
UGR T < 17,6
UGR L < 20,8

SL.EVO LED single - TXT diffuser (4000K)
SL.EVO LED singolo - TXT (4000K)

CE IP20

Code *Codice*	System Power *Potenza Sistema*	Source *Sorgente*	Output flux *Flusso uscente*	D	DD	1E	L	A	H	Kg
T90XL001DN	11W	2 LED engine	1208 lm	•			580	76	93	1,7
T90XL002DN	16W	3 LED engine	1812 lm	•			864	76	93	2,5
T90XL003DN	21W	4 LED engine	2416 lm	•		•	1148	76	93	3,4
T90XL004DN	26W	5 LED engine	3020 lm	•		•	1432	76	93	4,2
T90XL005DN	32W	6 LED engine	3624 lm	•		•	1716	76	93	5,1
T90XL006DN	37W	7 LED engine	4228 lm	•		•	2000	76	93	5,9
T90XL007DN	42W	8 LED engine	4832 lm	•		•	2284	76	93	6,7
T90XL008DN	52W	10 LED engine	6040 lm	•		•	2852	76	93	8,4
T90XL009DN	63W	12 LED engine	7248 lm	•		•	3420	76	93	10,1
T90XL010DN	73W	14 LED engine	8456 lm	•		•	3988	76	93	11,7

Photometric data reference:
Fotometria di riferimento:
T90XL001DN

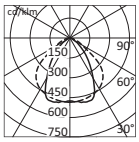

η 100%
UGR T < 17,9
UGR L < 21,1

Accessories included
Accessori inclusi

- TXT diffuser
- LED sources
- End caps
- *Schermo TXT*
- *Sorgenti LED*
- *Testate di chiusura*

Optional accessories
Accessori opzionali

- To see page 238
- *Vedere pagina 238*

STANDARD / *BASE* — embossed white RAL 9003 / *bianco goffrato RAL 9003*
VARIANT / *VARIANTE* — DN: semi-bright aluminium RAL 9006 / *alluminio semilucido RAL 9006*

SL.EVO LED SINGLE

WALL MOUNTED,
CEILING, SUSPENSION,
CEILING HALF-RECESSED
PARETE, PLAFONE,
SOSPENSIONE,
SEMINCASSO SOFFITTO

TXT-R optical system. Excellent screening of light sources and high degree of luminance control. Ensures luminance values below 1550 cd/m² thanks to the special technopolymer internal refractor which – combined with the textured microprism diffuser – reduces the luminance levels at the upper corners of the light emission.
Sistema ottico TXT-R. Ottima schermatura delle sorgenti ed elevato controllo delle luminanze. Assicura luminanze inferiori a 1550cd/mq grazie allo speciale rifrattore interno in tecnopolimero che abbinato allo schermo texturizzato a microprismi riduce i livelli di luminanza agli angoli di emissione superiori.

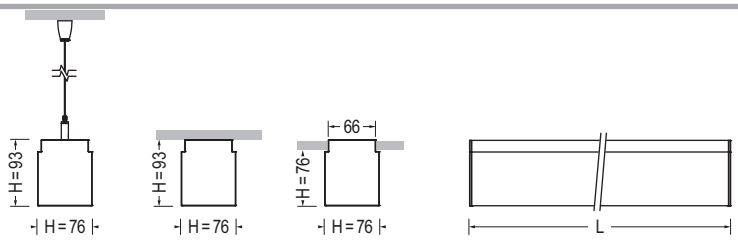

SL.EVO LED single - TXT-R diffuser (3000K)
SL.EVO LED singolo - TXT-R (3000K)

CE IP20

Code *Codice*	System Power *Potenza Sistema*	Source *Sorgente*	Output flux *Flusso uscente*	D	DD	1E	L	A	H	Kg
T90WL051DN	11W	2 LED engine	721 lm	•			580	76	93	1,7
T90WL052DN	16W	3 LED engine	1082 lm	•			864	76	93	2,5
T90WL053DN	21W	4 LED engine	1442 lm	•	•		1148	76	93	3,4
T90WL054DN	26W	5 LED engine	1802 lm	•	•		1432	76	93	4,2
T90WL055DN	32W	6 LED engine	2163 lm	•	•		1716	76	93	5,1
T90WL056DN	37W	7 LED engine	2523 lm	•	•		2000	76	93	5,9
T90WL057DN	42W	8 LED engine	2884 lm	•	•		2284	76	93	6,7
T90WL058DN	52W	10 LED engine	3604 lm	•	•		2852	76	93	8,4
T90WL059DN	63W	12 LED engine	4325 lm	•	•		3420	76	93	10,1
T90WL060DN	73W	14 LED engine	5046 lm	•	•		3988	76	93	11,7

Photometric data reference:
Fotometria di riferimento:
T90WL051DN

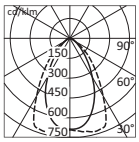

η 100%
UGR T < 15,9
UGR L < 14,7

SL.EVO LED single - TXT-R diffuser (4000K)
SL.EVO LED singolo - TXT-R (4000K)

CE IP20

Code *Codice*	System Power *Potenza Sistema*	Source *Sorgente*	Output flux *Flusso uscente*	D	DD	1E	L	A	H	Kg
T90WL001DN	11W	2 LED engine	801 lm	•			580	76	93	1,7
T90WL002DN	16W	3 LED engine	1201 lm	•			864	76	93	2,5
T90WL003DN	21W	4 LED engine	1601 lm	•	•		1148	76	93	3,4
T90WL004DN	26W	5 LED engine	2001 lm	•	•		1432	76	93	4,2
T90WL005DN	32W	6 LED engine	2401 lm	•	•		1716	76	93	5,1
T90WL006DN	37W	7 LED engine	2802 lm	•	•		2000	76	93	5,9
T90WL007DN	42W	8 LED engine	3202 lm	•	•		2284	76	93	6,7
T90WL008DN	52W	10 LED engine	4002 lm	•	•		2852	76	93	8,4
T90WL009DN	63W	12 LED engine	4802 lm	•	•		3420	76	93	10,1
T90WL010DN	73W	14 LED engine	5603 lm	•	•		3988	76	93	11,7

Photometric data reference:
Fotometria di riferimento:
T90WL001DN

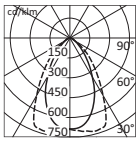

η 100%
UGR T < 16,7
UGR L < 15,6

Accessories included
Accessori inclusi

- TXT-R optic system
- LED sources
- End caps

- *Sistema ottico TXT-R*
- *Sorgenti LED*
- *Testate di chiusura*

Optional accessories
Accessori opzionali

- To see page 238
- *Vedere pagina 238*

STANDARD / BASE — embossed white RAL 9003 / bianco goffrato RAL 9003
VARIANT / VARIANTE — DN — semi-bright aluminium RAL 9006 / alluminio semilucido RAL 9006
VARIANT / VARIANTE — CH — semi-bright aluminium RAL 9006 / alluminio semilucido RAL 9006

SL.EVO LED CONTINUOUS (PMMA/TXT DIFFUSER NOT INCLUDED)

WALL MOUNTED,
CEILING, SUSPENSION,
CEILING HALF-RECESSED
PARETE, PLAFONE,
SOSPENSIONE,
SEMINCASSO SOFFITTO

Note: To be combined with PMMA diffuser cod. 00LA019 or TXT diffuser cod. 00LA020.
Nota: Da completare con schermo PMMA cod. 00LA019 o schermo TXT cod. 00LA020.



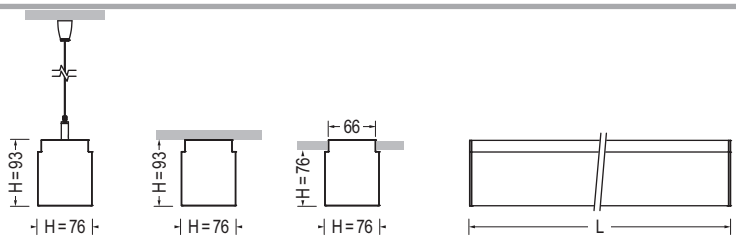

SL.EVO LED continuous (3000K)
SL.EVO LED continuo (3000K)

CE IP20

Code *Codice*	System Power *Potenza Sistema*	Source *Sorgente*	Output flux *Flusso uscente*	D	DD	1E	L	A	H	Kg
T900L051DN	11W	2 LED engine	1061 lm	•			574	76	93	1,7
T900L052DN	16W	3 LED engine	1591 lm	•			858	76	93	2,5
T900L053DN	21W	4 LED engine	2122 lm	•		•	1142	76	93	3,4
T900L054DN	26W	5 LED engine	2652 lm	•		•	1426	76	93	4,2
T900L055DN	32W	6 LED engine	3182 lm	•		•	1710	76	93	5,1
T900L056DN	37W	7 LED engine	3713 lm	•		•	1994	76	93	5,9
T900L057DN	42W	8 LED engine	4243 lm	•		•	2278	76	93	6,7
T900L058DN	52W	10 LED engine	5304 lm	•		•	2846	76	93	8,4
T900L059DN	63W	12 LED engine	6365 lm	•		•	3414	76	93	10,1
T900L060DN	73W	14 LED engine	7426 lm	•		•	3982	76	93	11,7

Photometric data reference:
Fotometria di riferimento:
T900L051DN

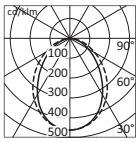

PMMA
η 100%
UGR T < 20,7
UGR L < 22,3

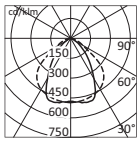

TXT
η 100%
UGR T < 18,1
UGR L < 21,3

SL.EVO LED continuous (4000K)
SL.EVO LED continuo (4000K)

CE IP20

Code *Codice*	System Power *Potenza Sistema*	Source *Sorgente*	Output flux *Flusso uscente*	D	DD	1E	L	A	H	Kg
T900L001DN	11W	2 LED engine	1178 lm	•			574	76	93	1,7
T900L002DN	16W	3 LED engine	1767 lm	•			858	76	93	2,5
T900L003DN	21W	4 LED engine	2356 lm	•		•	1142	76	93	3,4
T900L004DN	26W	5 LED engine	2945 lm	•		•	1426	76	93	4,2
T900L005DN	32W	6 LED engine	3533 lm	•		•	1710	76	93	5,1
T900L006DN	37W	7 LED engine	4122 lm	•		•	1994	76	93	5,9
T900L007DN	42W	8 LED engine	4711 lm	•		•	2278	76	93	6,7
T900L008DN	52W	10 LED engine	5889 lm	•		•	2846	76	93	8,4
T900L009DN	63W	12 LED engine	7067 lm	•		•	3414	76	93	10,1
T900L010DN	73W	14 LED engine	8245 lm	•		•	3982	76	93	11,7

Photometric data reference:
Fotometria di riferimento:
T900L001DN

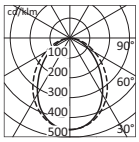

PMMA
η 100%
UGR T < 21,6
UGR L < 23,2

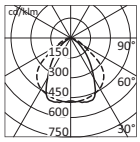

TXT
η 100%
UGR T < 18,4
UGR L < 21,6

Accessories included
Accessori inclusi

- LED sources
- Linear connecting joint
- Internal through wiring

- *Sorgenti LED*
- *Giunti di collegamento lineare*
- *Cablaggio passante interno*

Optional accessories
Accessori opzionali

- To see page 238
- *Vedere pagina 238*

STANDARD / BASE — DN — embossed white RAL 9003 / bianco goffrato RAL 9003
VARIANT / VARIANTE — CH — semi-bright aluminium RAL 9006 / alluminio semilucido RAL 9006

SL.EVO LED CONTINUOUS (PMMA/TXT DIFFUSER NOT INCLUDED)

WALL MOUNTED,
CEILING, SUSPENSION,
CEILING HALF-RECESSED
PARETE, PLAFONE,
SOSPENSIONE,
SEMINCASSO SOFFITTO

Note: To be combined with Kit PMMA diffusers cod. MEC5959 or with Kit TXT diffusers cod. MEC5960.
Nota: Da completare con Kit schermi PMMA cod. MEC5959 o con Kit schermi TXT cod. MEC5960.



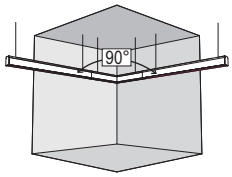

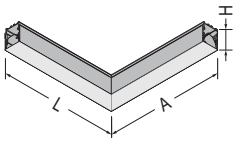

SL.EVO LED continuous - angular module (3000K)
SL.EVO LED continuo - modulo angolare (3000K)

CE IP20

Code *Codice*		System Power *Potenza Sistema*	Source *Sorgente*	Output flux *Flusso uscente*	D DD 1E	L	A	H	Kg
T900L061DN	0°-90°	21W	4 LED engine	2122 lm	•	612	612	93	3,5

Photometric data reference:
Fotometria di riferimento:
T900L061DN

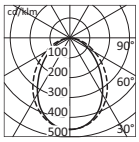

PMMA
η 100%
UGR T < 20,6
UGR L < 22,2

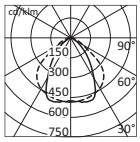

TXT
η 100%
UGR T < 18,1
UGR L < 21,3

SL.EVO LED continuous - angular module (4000K)
SL.EVO LED continuo - modulo angolare (4000K)

CE IP20

Code *Codice*		System Power *Potenza Sistema*	Source *Sorgente*	Output flux *Flusso uscente*	D DD 1E	L	A	H	Kg
T900L011DN	0°-90°	21W	4 LED engine	2356 lm	•	612	612	93	3,5

Photometric data reference:
Fotometria di riferimento:
T900L011DN

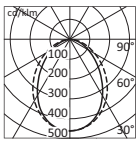

PMMA
η 100%
UGR T < 21
UGR L < 22,6

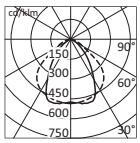

TXT
η 100%
UGR T < 18,4
UGR L < 21,6

Accessories included
Accessori inclusi

- LED sources
- Linear connecting joint
- Internal through wiring

- *Sorgenti LED*
- *Giunti di collegamento lineare*
- *Cablaggio passante interno*

Optional accessories
Accessori opzionali

- To see page 238
- *Vedere pagina 238*

STANDARD / BASE — DN — embossed white RAL 9003 / bianco goffrato RAL 9003
VARIANT / VARIANTE — CH — semi-bright aluminium RAL 9006 / alluminio semilucido RAL 9006

SL.EVO LED CONTINUOUS (TXT-R DIFFUSER NOT INCLUDED)

WALL MOUNTED,
CEILING, SUSPENSION,
CEILING HALF-RECESSED
PARETE, PLAFONE,
SOSPENSIONE,
SEMINCASSO SOFFITTO

Note: To be combined with TXT diffusers cod. 00LA020.
Nota: Da completare con Schermi TXT cod. 00LA020.



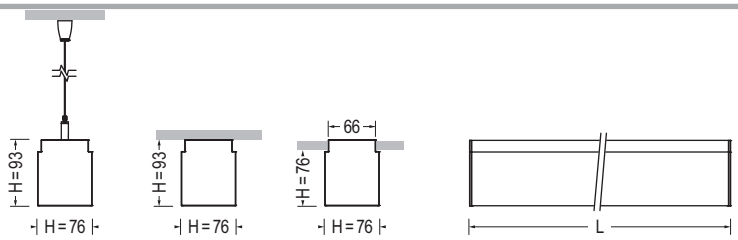

SL.EVO LED continuous - TXT-R (3000K)
SL.EVO LED continuo - TXT-R (3000K)

CE IP20

Code *Codice*	System Power *Potenza Sistema*	Source *Sorgente*	Output flux *Flusso uscente*	D	DD	1E	L	A	H	Kg
T90HL051DN	11W	2 LED engine	721 lm	•			574	76	93	1,7
T90HL052DN	16W	3 LED engine	1081 lm	•			858	76	93	2,5
T90HL053DN	21W	4 LED engine	1442 lm	•	•		1142	76	93	3,4
T90HL054DN	26W	5 LED engine	1802 lm	•	•		1426	76	93	4,2
T90HL055DN	32W	6 LED engine	2162 lm	•	•		1710	76	93	5,1
T90HL056DN	37W	7 LED engine	2523 lm	•	•		1994	76	93	5,9
T90HL057DN	42W	8 LED engine	2883 lm	•	•		2278	76	93	6,7
T90HL058DN	52W	10 LED engine	3604 lm	•	•		2846	76	93	8,4
T90HL059DN	63W	12 LED engine	4325 lm	•	•		3414	76	93	10,1
T90HL060DN	73W	14 LED engine	5046 lm	•	•		3982	76	93	11,7

Photometric data reference:
Fotometria di riferimento:
T90HL051DN

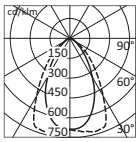

η 100%
UGR T < 15,9
UGR L < 14,7

SL.EVO LED continuous - TXT-R (4000K)
SL.EVO LED continuo - TXT-R (4000K)

CE IP20

Code *Codice*	System Power *Potenza Sistema*	Source *Sorgente*	Output flux *Flusso uscente*	D	DD	1E	L	A	H	Kg
T90HL001DN	11W	2 LED engine	800 lm	•			574	76	93	1,7
T90HL002DN	16W	3 LED engine	1200 lm	•			858	76	93	2,5
T90HL003DN	21W	4 LED engine	1601 lm	•	•		1142	76	93	3,4
T90HL004DN	26W	5 LED engine	2001 lm	•	•		1426	76	93	4,2
T90HL005DN	32W	6 LED engine	2401 lm	•	•		1710	76	93	5,1
T90HL006DN	37W	7 LED engine	2801 lm	•	•		1994	76	93	5,9
T90HL007DN	42W	8 LED engine	3201 lm	•	•		2278	76	93	6,7
T90HL008DN	52W	10 LED engine	4002 lm	•	•		2846	76	93	8,4
T90HL009DN	63W	12 LED engine	4802 lm	•	•		3414	76	93	10,1
T90HL010DN	73W	14 LED engine	5602 lm	•	•		3982	76	93	11,7

Photometric data reference:
Fotometria di riferimento:
T90HL001DN

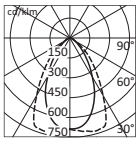

η 100%
UGR T < 16,7
UGR L < 15,6

Accessories included
Accessori inclusi

- LED sources
- Linear connecting joint
- Internal through wiring

- *Sorgenti LED*
- *Giunti di collegamento lineare*
- *Cablaggio passante interno*

Optional accessories
Accessori opzionali

- To see page 238
- *Vedere pagina 238*

STANDARD / BASE — DN — embossed white RAL 9003 / bianco goffrato RAL 9003
VARIANT / VARIANTE — CH — semi-bright aluminium RAL 9006 / alluminio semilucido RAL 9006

SL.EVO LED CONTINUOUS (TXT-R DIFFUSER NOT INCLUDED)

WALL MOUNTED,
CEILING, SUSPENSION,
CEILING HALF-RECESSED
PARETE, PLAFONE,
SOSPENSIONE,
SEMINCASSO SOFFITTO

Note: To be combined with
Kit TXT diffusers cod. MEC5960.
Nota: Da completare con
Kit Schermi TXT cod. MEC5960.



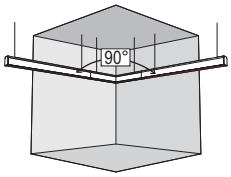

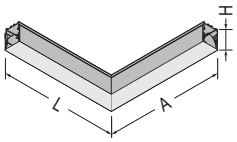

SL.EVO LED continuous - TXT-R diffuser angular module (3000K)
SL.EVO LED continuo - TXT-R modulo angolare (3000K)

CE IP20

Code *Codice*		System Power *Potenza Sistema*	Source *Sorgente*	Output flux *Flusso uscente*	D DD 1E	L	A	H	Kg
T90HL061DN	0°-90°	21W	4 LED engine	1442 lm	•	612	612	93	3,5

Photometric data reference:
Fotometria di riferimento:
T90HL061DN

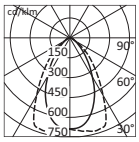

η 100%
UGR T < 15,9
UGR L < 14,7

SL.EVO LED continuous - TXT-R diffuser angular module (4000K)
SL.EVO LED continuo - TXT-R modulo angolare (4000K)

CE IP20

Code *Codice*		System Power *Potenza Sistema*	Source *Sorgente*	Output flux *Flusso uscente*	D DD 1E	L	A	H	Kg
T90HL011DN	0°-90°	21W	4 LED engine	1600 lm	•	612	612	93	3,5

Photometric data reference:
Fotometria di riferimento:
T90HL011DN

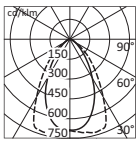

η 100%
UGR T < 16,7
UGR L < 15,6

Accessories included
Accessori inclusi

- LED sources
- Linear connecting joint
- Internal through wiring

- *Sorgenti LED*
- *Giunti di collegamento lineare*
- *Cablaggio passante interno*

Optional accessories
Accessori opzionali

- To see page 238
- *Vedere pagina 238*

Optional accessories
Accessori opzionali

Optical
Ottica

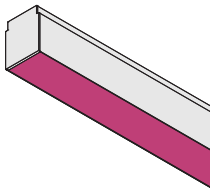

00LA019

Satin finish PMMA diffuser L=2871mm for continuous row.
Schermo PMMA satinato L=2871mm per moduli continui lineari.

00LA020

TXT diffuser L=2871mm for continuous row.
Schermo TXT L=2871mm per moduli continui lineari.

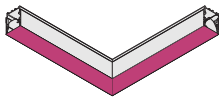

MEC5959

Satin finish PMMA diffuser Kit for 0°-90° angular module.
Kit Schermi in PMMA Satinato per Angolare 0°-90°.

MEC5960

TXT diffuser Kit for 0°-90° angular module.
Kit Schermi in TXT per Angolare 0°-90°.

Satin finish PMMA diffuser
Schermo PMMA satinato

TXT diffuser
Schermo TXT

Power cables
Cavi di alimentazione

MEC1838

3x1mm² clear power cable L=5500mm.
Cavo per alimentazione trasparente 3x1mm² L=5500mm.

MEC1830

5x1mm² clear power cable L=5500mm.
Cavo per alimentazione trasparente 5x1mm² L=5500mm.

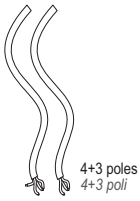

MEC6789

7x1mm² clear power cable L=5500mm.
Cavo per alimentazione trasparente 7x1mm² L=5500mm.

Electrified ceiling roses (for installation-sets of more than 20 fixtures)
Rosoni elettrificati (per configurazioni superiori ai 20 corpi illuminanti)

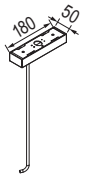

MEC2063AE

Electrified ceiling rose with a 3x1mm² clear power cable L=2000mm - white RAL 9003.
Rosone elettrificato completo di un cavo di alimentazione trasparente 3x1mm² L=2000mm - bianco RAL 9003.

MEC2063CH

Electrified ceiling rose with a 3x1mm² clear power cable L=2000mm - semi-bright aluminium RAL 9006.
Rosone elettrificato completo di un cavo di alimentazione trasparente 3x1mm² L=2000mm - alluminio semilucido RAL 9006.

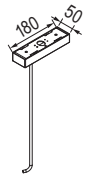

MEC2064AE

Electrified ceiling rose with a 5x1mm² clear power cable L=2000mm - white RAL 9003.
Rosone elettrificato completo di un cavo di alimentazione trasparente 5x1mm² L=2000mm - bianco RAL 9003.

MEC2064CH

Electrified ceiling rose with a 5x1mm² clear power cable L=2000mm - semi-bright aluminium RAL 9006.
Rosone elettrificato completo di un cavo di alimentazione trasparente 5x1mm² L=2000mm - alluminio semilucido RAL 9006.

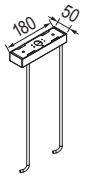

MEC2065AE

Electrified ceiling rose with two 4x1mm² and 3x1mm² clear power cables L=2000mm - white RAL 9003.
Rosone elettrificato completo di due cavi di alimentazione trasparenti 4x1mm² e 3x1mm², L=2000mm - bianco RAL 9003.

MEC2065CH

Electrified ceiling rose with two 4x1mm² and 3x1mm² clear power cables L=2000mm - semi-bright aluminium RAL 9006.
Rosone elettrificato completo di due cavi di alimentazione trasparenti 4x1mm² e 3x1mm², L=2000mm - alluminio semilucido RAL 9006.

Optional accessories
Accessori opzionali

Mounting
Montaggio

MEC5938

Suspension kit made up of a steel cable with loop L=2000mm and a spring-adjustment element.
Kit di sospensione composto da una fune in acciaio con anello L=2000mm e un elemento di regolazione a molla.

MEC1742

Suspension kit including a L=2000mm steel cable, spring adjuster and ceiling rose with nickel ogive.
Kit di sospensione composto da una fune in acciaio L=2000mm, elemento di regolazione a molla e rosone ad ogiva metallico nichelato.

CAV0060

Steel cable for ceiling roses L=5000 mm.
Fune acciaio per rosone L=5000mm.

CAV0113

Steel cable with loop L=5000mm.
Fune in acciaio con anello L=5000mm.

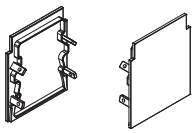

MEC5956

End caps DN (2 pcs).
Kit testate DN (2 pz. con viteria).

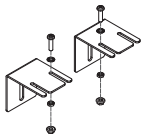

MEC1983DN

Wall mounting brackets (2 pcs.).
Staffa di fissaggio per ancoraggio a parete (2 pz.).

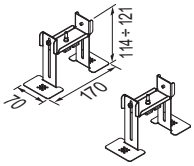

MEC2036

Pair of brackets for load bearing false-ceilings (2 pcs.).
Coppia di staffe regolabili per controsoffitti monolitici (2 pz.).

LeasePlan - new headquarters in Milan - Italia - Customer: LeasePlan Italia S.p.A. - Project: Progetto CMR



Offices for G2 - Madrid - Spain - Photo: ©Luis Hevia

STANDARD / BASE — DN — embossed white RAL 9003 / bianco goffrato RAL 9003
VARIANT / VARIANTE — CH — semi-bright aluminium RAL 9006 / alluminio semilucido RAL 9006

SL.EVO SINGLE

WALL MOUNTED,
CEILING, SUSPENSION,
CEILING HALF-RECESSED
PARETE, PLAFONE,
SOSPENSIONE,
SEMINCASSO SOFFITTO

Satin finish PMMA diffuser for diffused light emission.
Schermo PMMA satinato per emissione luminosa diffusa.

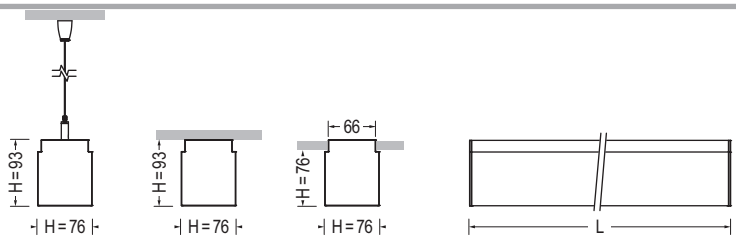

SL.EVO single - satin finish PMMA diffuser
SL.EVO singolo - PMMA satinato

CE IP20

Code *Codice*	Source Power *Potenza Sorgente*	Source *Sorgente*	Socket *Attacco*	D	DD	1E	L	A	H	Kg
M90LD001DN	1x14/24W	T5	G5	•	•		578	76	93	1,5
M90LD002DN	1x21/39W	T5	G5	•	•	•	878	76	93	2,5
M90LD003DN	1x28/54W	T5	G5	•	•	•	1178	76	93	3,2
M90LD004DN	1x35/49W	T5	G5	•	•	•	1478	76	93	3,9
M90LD005DN	1+1x28/54W	T5	G5	•	•	•	2228	76	93	5,8
M90LD006DN	1+1x35/49W	T5	G5	•	•	•	2828	76	93	7,0
M90LD007DN	1+1+1x28/54W	T5	G5	•	•	•	3278	76	93	8,6
M90LD008DN	1+1+1x35/49W	T5	G5	•	•	•	4178	76	93	10,7

Photometric data reference:
Fotometria di riferimento:
M90LD001DN

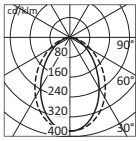

η 73%
UGR T < 20
UGR L < 22

Accessories included
Accessori inclusi

- Satin finish PMMA diffuser
- End caps
- *Schermo PMMA satinato*
- *Testate di chiusura*

Optional accessories
Accessori opzionali

- To see page 244
- *Vedere pagina 244*

WALL MOUNTED,
CEILING, SUSPENSION,
CEILING HALF-RECESSED
PARETE, PLAFONE,
SOSPENSIONE,
SEMINCASSO SOFFITTO

Colourless methacrylate TXT diffuser with outer surface micro-textured with micro-pyramids to reduce levels of luminance in the upper angles of emission.
Schermo TXT in metacrilato incolore con superficie esterna micro-texturizzata a micropiramidi per la riduzione dei livelli di luminanza agli angoli di emissione superiori.

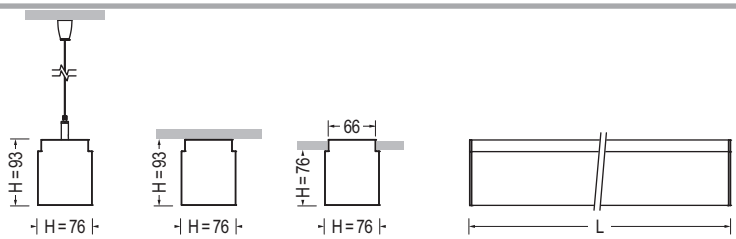

SL.EVO single - TXT diffuser
SL.EVO singolo - TXT

CE IP20

Code *Codice*	Source Power *Potenza Sorgente*	Source *Sorgente*	Socket *Attacco*	D	DD	1E	L	A	H	Kg
M90XD001DN	1x14/24W	T5	G5	•	•		578	76	93	1,5
M90XD002DN	1x21/39W	T5	G5	•	•	•	878	76	93	2,5
M90XD003DN	1x28/54W	T5	G5	•	•	•	1178	76	93	3,2
M90XD004DN	1x35/49W	T5	G5	•	•	•	1478	76	93	3,9
M90XD005DN	1+1x28/54W	T5	G5	•	•	•	2228	76	93	5,8
M90XD006DN	1+1x35/49W	T5	G5	•	•	•	2828	76	93	7,0
M90XD007DN	1+1+1x28/54W	T5	G5	•	•	•	3278	76	93	8,6
M90XD008DN	1+1+1x35/49W	T5	G5	•	•	•	4178	76	93	10,7

Photometric data reference:
Fotometria di riferimento:
M90XD001DN

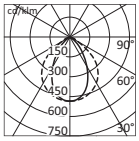

η 80%
UGR T < 17
UGR L < 20

Accessories included
Accessori inclusi

- TXT diffuser
- End caps
- *Schermo TXT*
- *Testate di chiusura*

Optional accessories
Accessori opzionali

- To see page 244
- *Vedere pagina 244*

STANDARD / BASE — DN — embossed white RAL 9003 / bianco goffrato RAL 9003
VARIANT / VARIANTE — CH — semi-bright aluminium RAL 9006 / alluminio semilucido RAL 9006

SL.EVO CONTINUOUS (PMMA/TXT DIFFUSER NOT INCLUDED)

WALL MOUNTED,
CEILING, SUSPENSION,
CEILING HALF-RECESSED
PARETE, PLAFONE,
SOSPENSIONE,
SEMINCASSO SOFFITTO

Note: To be combined with PMMA diffuser cod. 00LA019 or TXT diffuser cod. 00LA020.
Nota: Da completare con schermo PMMA cod. 00LA019 o schermo TXT cod. 00LA020.

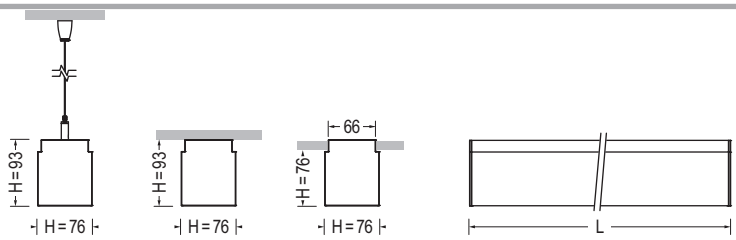

SL.EVO continuous - initial/end module
SL.EVO continuo - inizio/fine fila

CE IP20

Code *Codice*	Source Power *Potenza Sorgente*	Source *Sorgente*	Socket *Attacco*	D	DD	1E	L	A	H	Kg
M900K001DN	1x14/24W	T5	G5	•	•		514	76	93	1,2
M900K002DN	1x21/39W	T5	G5	•	•	•	814	76	93	2,2
M900K003DN	1x28/54W	T5	G5	•	•	•	1114	76	93	2,9
M900K004DN	1x35/49W	T5	G5	•	•	•	1414	76	93	3,6

Photometric data reference:
Fotometria di riferimento:
M900K001DN

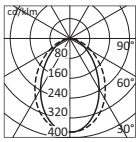

PMMA
η 73%
UGR T < 20
UGR L < 22

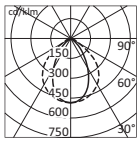

TXT
η 80%
UGR T < 17
UGR L < 20

Accessories included / ***Accessori inclusi***
- End caps
- Linear connecting joints
- *Testata di chiusura*
- *Giunti di collegamento lineare*

Optional accessories / ***Accessori opzionali***
- To see page 244
- *Vedere pagina 244*

WALL MOUNTED,
CEILING, SUSPENSION,
CEILING HALF-RECESSED
PARETE, PLAFONE,
SOSPENSIONE,
SEMINCASSO SOFFITTO

Note: To be combined with PMMA diffuser cod. 00LA019 or TXT diffuser cod. 00LA020.
Nota: Da completare con schermo PMMA cod. 00LA019 o schermo TXT cod. 00LA020.



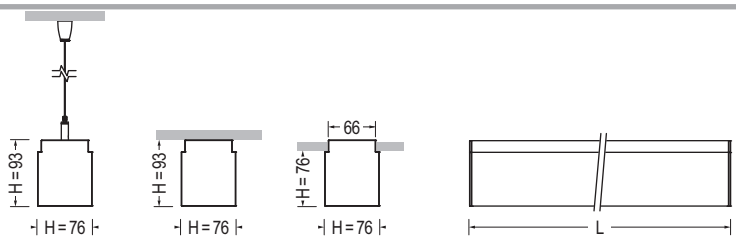

SL.EVO continuous - intermediate module
SL.EVO continuo - intermedio

CE IP20

Code *Codice*	Source Power *Potenza Sorgente*	Source *Sorgente*	Socket *Attacco*	D	DD	1E	L	A	H	Kg
M900K005DN	1x28/54W	T5	G5	•	•		1049	76	93	2,9
M900K006DN	1x35/49W	T5	G5	•	•	•	1349	76	93	3,6
M900K007DN	1+1x28/54W	T5	G5	•	•	•	2098	76	93	5,2
M900K008DN	1+1x35/49W	T5	G5	•	•	•	2698	76	93	6,4

Photometric data reference:
Fotometria di riferimento:
M900K005DN

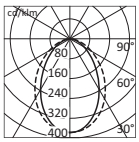

PMMA
η 73%
UGR T < 20
UGR L < 22

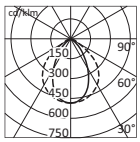

TXT
η 80%
UGR T < 17
UGR L < 20

Accessories included / ***Accessori inclusi***
- Linear connecting joints
- *Giunti di collegamento lineare*

Optional accessories / ***Accessori opzionali***
- To see page 244
- *Vedere pagina 244*

STANDARD / *BASE* | DN | embossed white RAL 9003 / *bianco goffrato RAL 9003*
VARIANT / *VARIANTE* | CH | semi-bright aluminium RAL 9006 / *alluminio semilucido RAL 9006*

SL.EVO CONTINUOUS (PMMA/TXT DIFFUSER NOT INCLUDED)

WALL MOUNTED,
CEILING, SUSPENSION,
CEILING HALF-RECESSED
PARETE, PLAFONE,
SOSPENSIONE,
SEMINCASSO SOFFITTO

Note: To be combined with Kit PMMA diffusers MEC5930 or with Kit TXT diffusers cod. MEC5931.
Nota: Da completare con Kit schermi PMMA cod. MEC5930 o con Kit schermi TXT cod. MEC5931.



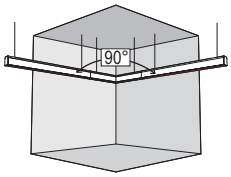

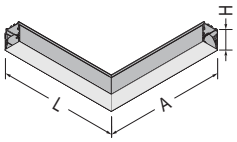

SL.EVO continuous - angular module
SL.EVO continuo - modulo angolare

CE IP20

Code *Codice*		Source Power *Potenza Sorgente*	Source *Sorgente*	Socket *Attacco*	D	DD	1E	L	A	H	Kg
M900K009DN	0°-90°	2x14/24W	T5	G5	•	•		612	612	93	2,6

Photometric data reference:
Fotometria di riferimento:
M900K009DN

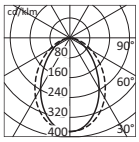

PMMA
η 73%
UGR T < 20
UGR L < 22

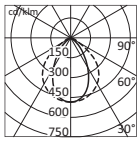

TXT
η 80%
UGR T < 17
UGR L < 20

Accessories included
Accessori inclusi

- Linear connecting joints
- *Giunti di collegamento lineare*

Optional accessories
Accessori opzionali

- To see page 244
- *Vedere pagina 244*



Optional accessoires
Accessori opzionali

Optical
Ottica

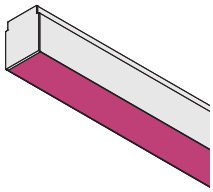

00LA019

Satin finish PMMA diffuser L=2871mm for continuous row.
Schermo PMMA satinato L=2871mm per moduli continui lineari.

00LA020

TXT diffuser L=2871mm for continuous row.
Schermo TXT L=2871mm per moduli continui lineari.

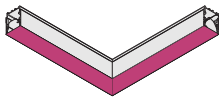

MEC5930

Satin finish PMMA diffuser Kit for 0°-90° angular module.
Kit Schermi in PMMA Satinato per Angolare 0°-90°.

MEC5931

TXT diffuser Kit for 0°-90° angular module.
Kit Schermi in TXT per Angolare 0°-90°.

Satin finish PMMA diffuser
Schermo PMMA satinato

TXT diffuser
Schermo TXT

Power cables
Cavi di alimentazione

MEC1838

3x1mm² clear power cable L=5500mm.
Cavo per alimentazione trasparente 3x1mm² L=5500mm.

MEC1830

5x1mm² clear power cable L=5500mm.
Cavo per alimentazione trasparente 5x1mm² L=5500mm.

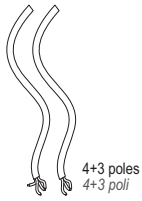

MEC6789

7x1mm² clear power cable L=5500mm.
Cavo per alimentazione trasparente 7x1mm² L=5500mm.

Electrified ceiling roses
Rosoni elettrificati

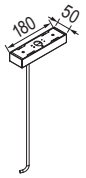

MEC2063AE

Electrified ceiling rose with a 3x1mm² clear power cable L=2000mm - white RAL 9003.
Rosone elettrificato completo di un cavo di alimentazione trasparente 3x1mm² L=2000mm - bianco RAL 9003.

MEC2063CH

Electrified ceiling rose with a 3x1mm² clear power cable L=2000mm - semi-bright aluminium RAL 9006.
Rosone elettrificato completo di un cavo di alimentazione trasparente 3x1mm² L=2000mm - alluminio semilucido RAL 9006.

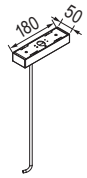

MEC2064AE

Electrified ceiling rose with a 5x1mm² clear power cable L=2000mm - white RAL 9003.
Rosone elettrificato completo di un cavo di alimentazione trasparente 5x1mm² L=2000mm - bianco RAL 9003.

MEC2064CH

Electrified ceiling rose with a 5x1mm² clear power cable L=2000mm - semi-bright aluminium RAL 9006.
Rosone elettrificato completo di un cavo di alimentazione trasparente 5x1mm² L=2000mm - alluminio semilucido RAL 9006.

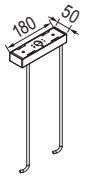

MEC2065AE

Electrified ceiling rose with two 4x1mm² and 3x1mm² clear power cables L=2000mm - white RAL 9003.
Rosone elettrificato completo di due cavi di alimentazione trasparenti 4x1mm² e 3x1mm², L=2000mm - bianco RAL 9003.

MEC2065CH

Electrified ceiling rose with two 4x1mm² and 3x1mm² clear power cables L=2000mm - semi-bright aluminium RAL 9006.
Rosone elettrificato completo di due cavi di alimentazione trasparenti 4x1mm² e 3x1mm², L=2000mm - alluminio semilucido RAL 9006.

Optional accessoires
Accessori opzionali

Through wiring SL.EVO continuous and angular
Linee passante SL.EVO continuo e angolare

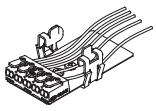

MEC5939

Through wiring 3x1,5mm² L=1200mm (for 14/24W 21/39W 28/54W) compatible with electronic ballast.
Linea Passante 3x1,5mm² L=1200mm (per 14/24W 21/39W 28/54W) compatibile con cablaggio elettronico.

MEC5940

Through wiring 3x1,5mm² L=1500mm (for 35/49W) compatible with electronic ballast.
Linea Passante 3x1,5mm² L=1500mm (per 35/49W) compatibile con cablaggio elettronico.

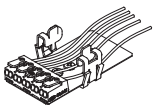

MEC5941

Through wiring 5x1,5mm² L=1200mm (for 14/24W 21/39W 28/54W) compatible with dimmable wiring.
Linea Passante 5x1,5mm² L=1200mm (per 14/24W 21/39W 28/54W) compatibile con cablaggio dimmerabile.

MEC5942

Through wiring 5x1,5mm² L=1500mm (for 35/49W) compatible with dimmable wiring.
inea Passante 5x1,5mm² L=1500mm (per 35/49W) compatibile con cablaggio dimmerabile.

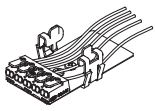

MEC5943

Through wiring 7x1,5mm² L=1200mm (for 14/24W 21/39W 28/54W) compatible with dimmable wiring and emergency kit.
Linea Passante 7x1,5mm² L=1200mm (per 14/24W 21/39W 28/54W) compatibile con cablaggio dimmerabile e kit emergenza.

MEC5944

Through wiring 7x1,5mm² L=1500mm (for 35/49W) compatible with dimmable wiring and emergency kit.
Linea Passante 7x1,5mm² L=1500mm (per 35/49W) compatibile con cablaggio dimmerabile e kit emergenza.

Mounting
Montaggio

MEC5938

Suspension kit made up of a steel cable with loop L=2000mm and a spring-adjustment element.
Kit di sospensione composto da una fune in acciaio con anello L=2000mm e un elemento di regolazione a molla.

MEC1742

Suspension kit including a L=2000mm steel cable, spring adjuster and ceiling rose with nickel ogive.
Kit di sospensione composto da una fune in acciaio L=2000mm, elemento di regolazione a molla e rosone ad ogiva metallico nichelato.

CAV0060

Steel cable for ceiling roses L=5000 mm.
Fune acciaio per rosoni L=5000mm.

CAV0113

Steel cable with loop L=5000mm.
Fune in acciaio con anello L=5000mm.

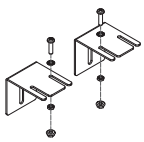

MEC1983DN

Wall mounting brackets (2 pcs.).
Staffa di fissaggio per ancoraggio a parete (2 pz.).

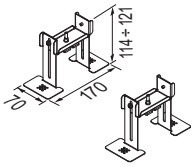

MEC2036

Pair of brackets for load bearing false-ceilings (2 pcs.).
Coppia di staffe regolabili per controsoffitti monolitici (2 pz.).

SL.EVO LED RECESSED
SL.EVO RECESSED

Tipology / *Tipologia*

WALL RECESSED
CEILING RECESSED
INCASSI PARETE
INCASSI SOFFITTO

The minimal design affords a total-light effect providing outstanding visual comfort with reductions in luminance levels in upper emission corners and efficiency up to 115 lm/W. The numerous installation types meet the needs of the most demanding lighting designers and make SL.EVO the perfect solution for spaces of every shape.
Il design minimale garantisce un effetto tutta luce e un notevole comfort visivo con riduzione dei livelli di luminanza agli angoli di emissione superiori e efficienze fino a 115 lm/W. Le molteplici tipologie di installazione soddisfano le richieste dei progettisti più esigenti e promuovono SL.EVO a valida soluzione capace di illuminare gli spazi più articolati.

ENVIRONMENTS
CONTESTI

Wellness, hallway, conference hall, art and culture, office, leisure areas, retail areas, study areas
Wellness, spazi d'accesso, sale conferenze, arte e cultura, ufficio, intrattenimento, vendita e commercio

Colours / *Colori*

STANDARD / *BASE*

Embossed white RAL 9003 / *Bianco goffrato RAL 9003*

Characteristics
Caratteristiche

CONSTRUCTION
COSTRUZIONE

Housing consisting of powder-coated extruded aluminium unit. Aluminium end caps painted in the same colour as the housing with internal fixing and no exposed screws.
Struttura in estruso di alluminio verniciato a polvere. Testate in pressofusione di alluminio verniciato a polvere dello stesso colore della struttura con fissaggio interno e nessuna vite in vista.

OPTICAL SYSTEM
SISTEMA OTTICO

SL.EVO LED RECESSED:
TXT-R Optical system. Excellent screening of light sources and high degree of luminance control.
Ensures luminance values below 1550 cd/m² thanks to the special technopolymer internal refractor which - combined with the textured microprism diffuser - reduces the luminance levels at the upper corners of the light emission.
Sistema ottico TXT-R. Ottima schermatura delle sorgenti ed elevato controllo delle luminanze. Assicura luminanze inferiori a 1550 cd/m² grazie allo speciale rifrattore interno in tecnopolimero che abbinato allo schermo texturizzato a microprismi riduce i livelli di luminanza agli angoli di emissione superiori.

SL.EVO LED RECESSED/SL.EVO RECESSED:
Colourless methacrylate TXT diffuser with outer surface micro-textured with micro-pyramids to reduce levels of luminance in the upper angles of emission.
Satin finish PMMA diffuser for diffused light emission.
Schermo TXT in metacrilato incolore con superficie esterna micro-texturizzata a micropiramidi per la riduzione dei livelli di luminanza agli angoli di emissione superiori.
Schermo PMMA satinato per emissione luminosa diffusa.

SOURCES / *SORGENTI*

SL.EVO LED RECESSED: LED CRI>80 MacAdam 2

SL.EVO RECESSED: Linear fluorescent / *Fluorescenti lineari*

LIFETIME (LED VERSIONS)

50.000h L80B50 (Ta=25°C)

WIRING
CABLAGGIO ELETTRICO

SL.EVO LED RECESSED:
Electrical harness wired for 220-240V-AC 50-60Hz power supply. 2.5 mm² LTNXX terminal block.
5x1.5 mm² internal through Wiring.
Cablaggio elettrico alimentato a 220-240V-AC 50-60Hz. Morsettiera LTNXX 2,5 mm². Alimentatore elettronico. Cablaggio passante interno 5x1,5 mm².

SL.EVO RECESSED:
Electrical harness wired for 220-240V-AC 50-60Hz power supply. 2.5 mm² LTN terminal block.
Multipower electronic ballast. Single switch.
Cablaggio elettrico alimentato a 220-240V-AC 50-60Hz. Morsettiera LTN 2,5 mm². Alimentatore elettronico multipotenza. Accensione unica.

STANDARDS / *NORME*
DIRECTIVES / *DIRETTIVE*

To see page/*Vedere pagina* 339

SL.EVO LED RECESSED

FR
with frame
con cornice

single
singolo

satin finish PMMA diffuser
PMMA satinato
3000K
4000K

TXT diffuser
schermo TXT
3000K
4000K

TXT-R diffuser
schermo TXT-R
3000K
4000K

continuous row
continuo

satin finish PMMA diffuser
PMMA satinato
3000K
4000K

TXT diffuser
schermo TXT
3000K
4000K

TXT-R diffuser
schermo TXT-R
3000K
4000K

TR
without frame
senza cornice

single
singolo

satin finish PMMA diffuser
PMMA satinato
3000K
4000K

TXT diffuser
schermo TXT
3000K
4000K

TXT-R diffuser
schermo TXT-R
3000K
4000K

continuous row
continuo

satin finish PMMA diffuser
PMMA satinato
3000K
4000K

TXT diffuser
schermo TXT
3000K
4000K

TXT-R diffuser
schermo TXT-R
3000K
4000K

SL.EVO RECESSED

FR
with frame
con cornice

single
singolo

satin finish PMMA diffuser
PMMA satinato

TXT diffuser
schermo TXT

continuous row
continuo

satin finish PMMA diffuser
PMMA satinato

TXT diffuser
schermo TXT

TR
without frame
senza cornice

single
singolo

satin finish PMMA diffuser
PMMA satinato

TXT diffuser
schermo TXT

continuous row
continuo

satin finish PMMA diffuser
PMMA satinato

TXT diffuser
schermo TXT

SL.EVO LED FR

DIMENSIONS (mm) / *DIMENSIONI (mm)*

SL.EVO LED FR

frame recessed version
(with frame)
versione ad incasso
frame con cornice

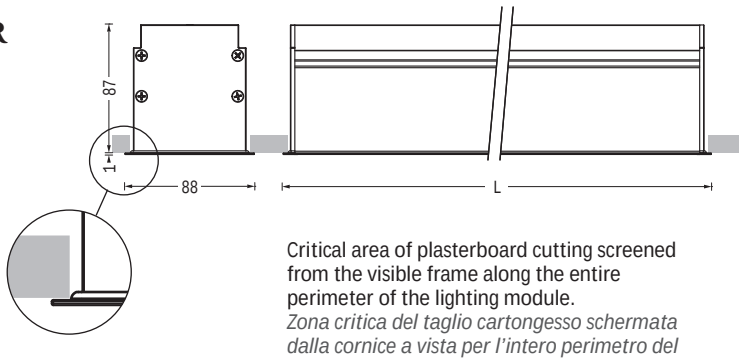

Critical area of plasterboard cutting screened from the visible frame along the entire perimeter of the lighting module.
Zona critica del taglio cartongesso schermata dalla cornice a vista per l'intero perimetro del corpo illuminante.

Note:
The height of the aluminium extruded unit allows the appliances to be recess mounted, on standard plasterboard walls and false ceilings with a minimum cavity of 87.5 mm.

Nota:
L'altezza dell'estruso di allumino permette il fissaggio degli apparecchi ad incasso su pareti e controsoffitti in cartongesso standard con intercapedine minima di 87,5 mm.

SL.EVO LED FR
single / *singolo*

version *versione*	source *sorgente*	L (mm)
11W	2 LED engine	590
16W	3 LED engine	874
21W	4 LED engine	1158
26W	5 LED engine	1442
32W	6 LED engine	1726
37W	7 LED engine	2010
42W	8 LED engine	2294
52W	10 LED engine	2862
63W	12 LED engine	3430
73W	14 LED engine	3998

SL.EVO LED FR
continuous / *continuo*

version *versione*	source *sorgente*	L (mm)
11W	2 LED engine	574
16W	3 LED engine	858
21W	4 LED engine	1142
26W	5 LED engine	1426
32W	6 LED engine	1710
37W	7 LED engine	1994
42W	8 LED engine	2278
52W	10 LED engine	2846
63W	12 LED engine	3414
73W	14 LED engine	3982

CONFIGURATION OF A CONTINUOUS ROW WITH SL.EVO LED FR AND TOTAL LENGTH OF 3748 mm
CONFIGURAZIONE DI UNA FILA CONTINUA SL.EVO LED FR CON LUNGHEZZA TOTALE PARI A 3748 mm

Continuous row consisting of three continuous LED modules. The modules are connected using the included linear connectors.
End caps and diffusers to be ordered separately. The continuity of the LED engine modules guarantees uniform lighting.
Fila continua composta da tre moduli LED continui. La giunzione dei moduli avviene tramite giunti lineari inclusi.
Testate di chiusura e schermi diffusori da ordinare separatamente. La continuità dei moduli LED engine garantisce l'uniformità dell'illuminamento.

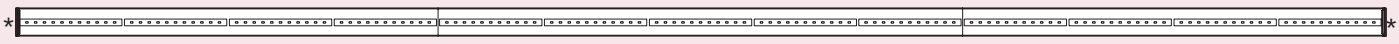

21W - 4 LED engine
continuous row / *fila continua*
L = 1142 mm
T900L203DN

26W - 5 LED engine
continuous row / *fila continua*
L = 1426 mm
T900L204DN

21W - 4 LED engine
continuous row / *fila continua*
L = 1142 mm
T900L203DN

*End caps kit (2 pcs.) / *Kit testate di chiusura (2 pz.)*
MEC5957 L = 8 mm

CONFIGURATION OF A CONTINUOUS ROW WITH SL.EVO LED FR
CONFIGURAZIONE DI UNA FILA CONTINUA SL.EVO LED FR

Appliance suitable for recessed installation; shown here in the frame version.
Apparecchio adatto all'installazione ad incasso qui mostrato nella versione frame con cornice.

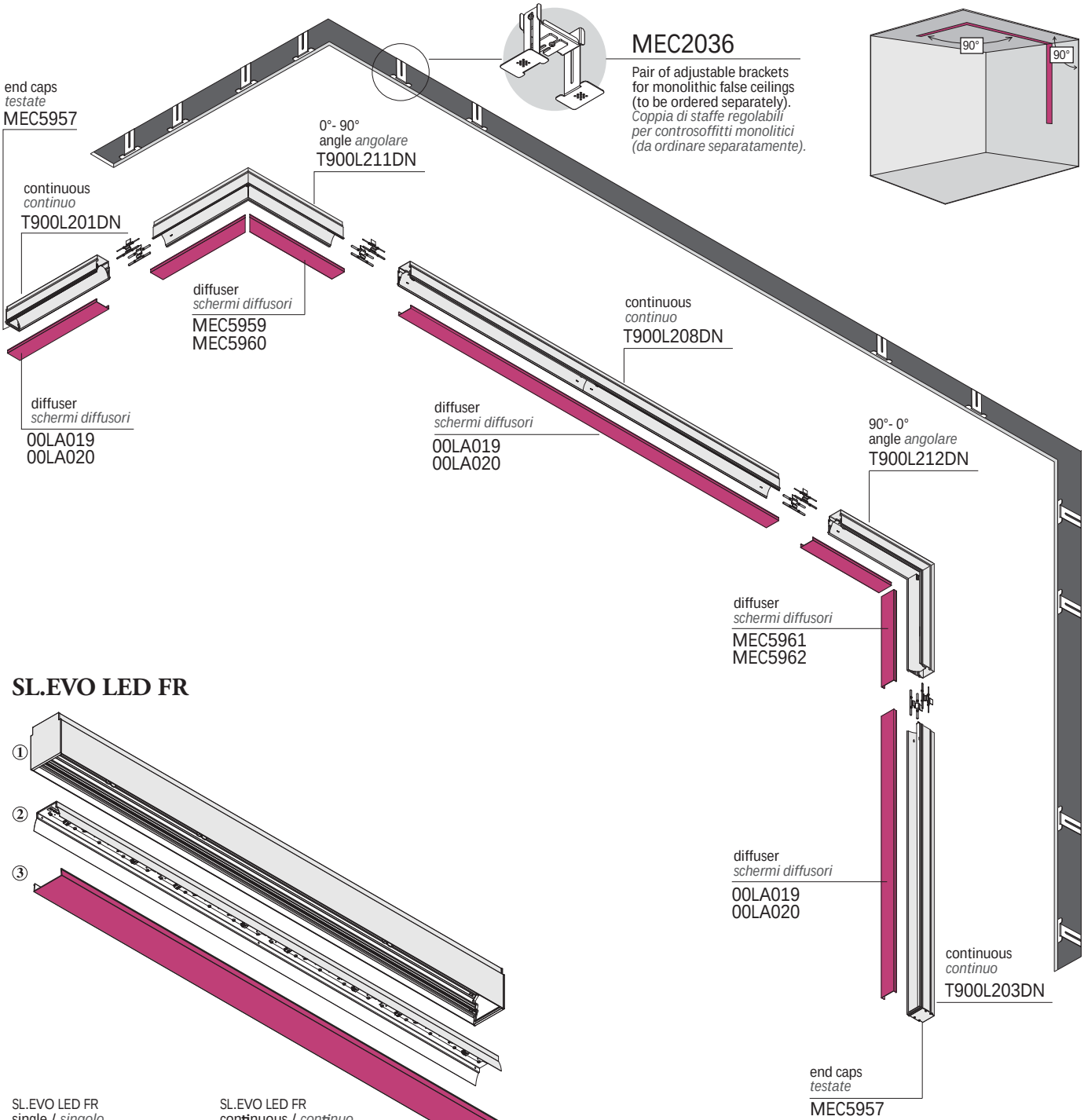

SL.EVO LED FR

SL.EVO LED FR
single / *singolo*

① Extruded aluminium unit with electrical harness and end caps
Estruso di alluminio con cablaggio e testate di chiusura

② Parabolic reflector and LED sources
Riflettore parabolico e sorgenti LED

③ Diffuser
Schermo diffusore

SL.EVO LED FR
continuous / *continuo*

① Extruded aluminium unit with electrical harness, electrical through wiring and linear connectors
Estruso di alluminio con cablaggio, linea passante e giunti lineari

② Parabolic reflector and LED sources
Riflettore parabolico e sorgenti LED

To be ordered separately
da ordinare separatamente:

① End caps / *Testate di chiusura*

③ Diffusers / *Schermi diffusori*

STANDARD
BASE

DN

embossed white RAL 9003
bianco goffrato RAL 9003

SL.EVO LED FR SINGLE

WALL RECESSED,
CEILING RECESSED
INCASSI PARETE,
INCASSI SOFFITTO

Satin finish PMMA diffuser for diffused light emission.
Schermo PMMA satinato per emissione luminosa diffusa.

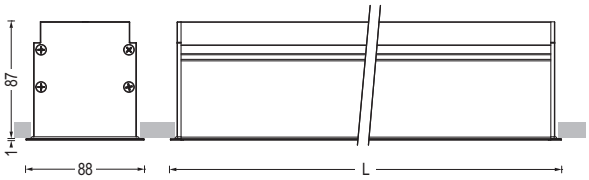

SL.EVO FR
frame recessed version
incasso con cornice

SL.EVO LED FR single - satin finish PMMA diffuser (3000K)
SL.EVO LED FR singolo - PMMA satinato (3000K)

CE IP20

Code *Codice*	System Power *Potenza Sistema*	Source *Sorgente*	Output flux *Flusso uscente*	D	DD	1E	L	A	H	Kg
T90LL251DN	11W	2 LED engine	1061 lm	•			590	88	88	1,6
T90LL252DN	16W	3 LED engine	1591 lm	•			874	88	88	2,3
T90LL253DN	21W	4 LED engine	2122 lm	•	•		1158	88	88	3,1
T90LL254DN	26W	5 LED engine	2654 lm	•	•		1442	88	88	3,8
T90LL255DN	32W	6 LED engine	3182 lm	•	•		1726	88	88	4,6
T90LL256DN	37W	7 LED engine	3713 lm	•	•		2010	88	88	5,3
T90LL257DN	42W	8 LED engine	4243 lm	•	•		2294	88	88	6,0
T90LL258DN	52W	10 LED engine	5304 lm	•	•		2862	88	88	7,5
T90LL259DN	63W	12 LED engine	6365 lm	•	•		3430	88	88	9,0
T90LL260DN	73W	14 LED engine	7426 lm	•	•		3998	88	88	10,5

Photometric data reference:
Fotometria di riferimento:
T90LL251DN

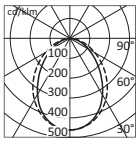

η 100%
UGR T < 20,7
UGR L < 22,3

SL.EVO LED FR single - satin finish PMMA diffuser (4000K)
SL.EVO LED FR singolo - PMMA satinato (4000K)

CE IP20

Code *Codice*	System Power *Potenza Sistema*	Source *Sorgente*	Output flux *Flusso uscente*	D	DD	1E	L	A	H	Kg
T90LL201DN	11W	2 LED engine	1178 lm	•			590	88	88	1,6
T90LL202DN	16W	3 LED engine	1767 lm	•			874	88	88	2,3
T90LL203DN	21W	4 LED engine	2356 lm	•	•		1158	88	88	3,1
T90LL204DN	26W	5 LED engine	2945 lm	•	•		1442	88	88	3,8
T90LL205DN	32W	6 LED engine	3533 lm	•	•		1726	88	88	4,6
T90LL206DN	37W	7 LED engine	4122 lm	•	•		2010	88	88	5,3
T90LL207DN	42W	8 LED engine	4711 lm	•	•		2294	88	88	6,0
T90LL208DN	52W	10 LED engine	5889 lm	•	•		2862	88	88	7,5
T90LL209DN	63W	12 LED engine	7067 lm	•	•		3430	88	88	9,0
T90LL210DN	73W	14 LED engine	8245 lm	•	•		3998	88	88	10,5

Photometric data reference:
Fotometria di riferimento:
T90LL201DN

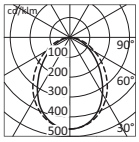

η 100%
UGR T < 21,6
UGR L < 23,2

Accessories included
Accessori inclusi

- Satin finish PMMA diffuser
- LED sources
- End caps

- *Schermo PMMA satinato*
- *Sorgenti LED*
- *Testate di chiusura*

Optional accessories
Accessori opzionali

- To see page 268
- *Vedere pagina 268*

SL.EVO LED FR SINGLE

WALL RECESSED,
CEILING RECESSED
INCASSI PARETE,
INCASSI SOFFITTO

Colourless methacrylate TXT diffuser with outer surface micro-textured with micro-pyramids to reduce levels of luminance in the upper angles of emission.
Schermo TXT in metacrilato incolore con superficie esterna micro-texturizzata a micropiramidi per la riduzione dei livelli di luminanza agli angoli di emissione superiori.

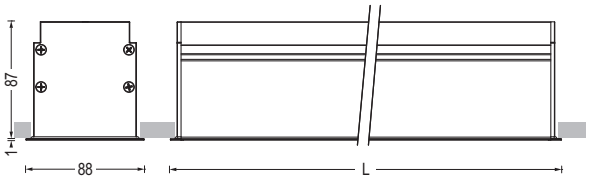

SL.EVO FR
frame recessed version
incasso con cornice

SL.EVO LED FR single - TXT diffuser (3000K)
SL.EVO LED FR singolo - TXT (3000K)

CE IP20

Code *Codice*	System Power *Potenza Sistema*	Source *Sorgente*	Output flux *Flusso uscente*	D	DD	1E	L	A	H	Kg
T90XL251DN	11W	2 LED engine	1088 lm	•			590	88	88	1,6
T90XL252DN	16W	3 LED engine	1632 lm	•			874	88	88	2,3
T90XL253DN	21W	4 LED engine	2176 lm	•	•		1158	88	88	3,1
T90XL254DN	26W	5 LED engine	2720 lm	•	•		1442	88	88	3,8
T90XL255DN	32W	6 LED engine	3264 lm	•	•		1726	88	88	4,6
T90XL256DN	37W	7 LED engine	3808 lm	•	•		2010	88	88	5,3
T90XL257DN	42W	8 LED engine	4352 lm	•	•		2294	88	88	6,0
T90XL258DN	52W	10 LED engine	5440 lm	•	•		2862	88	88	7,5
T90XL259DN	63W	12 LED engine	6528 lm	•	•		3430	88	88	9,0
T90XL260DN	73W	14 LED engine	7616 lm	•	•		3998	88	88	10,5

Photometric data reference:
Fotometria di riferimento:
T90XL251DN

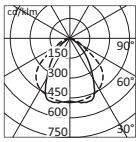

η 100%
UGR T < 17,6
UGR L < 20,8

SL.EVO LED FR single - TXT diffuser (4000K)
SL.EVO LED FR singolo - TXT (4000K)

CE IP20

Code *Codice*	System Power *Potenza Sistema*	Source *Sorgente*	Output flux *Flusso uscente*	D	DD	1E	L	A	H	Kg
T90XL201DN	11W	2 LED engine	1208 lm	•			590	88	88	1,6
T90XL202DN	16W	3 LED engine	1812 lm	•			874	88	88	2,3
T90XL203DN	21W	4 LED engine	2416 lm	•	•		1158	88	88	3,1
T90XL204DN	26W	5 LED engine	3020 lm	•	•		1442	88	88	3,8
T90XL205DN	32W	6 LED engine	3624 lm	•	•		1726	88	88	4,6
T90XL206DN	37W	7 LED engine	4228 lm	•	•		2010	88	88	5,3
T90XL207DN	42W	8 LED engine	4832 lm	•	•		2294	88	88	6,0
T90XL208DN	52W	10 LED engine	6040 lm	•	•		2862	88	88	7,5
T90XL209DN	63W	12 LED engine	7248 lm	•	•		3430	88	88	9,0
T90XL210DN	73W	14 LED engine	8456 lm	•	•		3998	88	88	10,5

Photometric data reference:
Fotometria di riferimento:
T90XL201DN

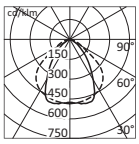

η 100%
UGR T < 17,9
UGR L < 21,1

Accessories included
Accessori inclusi

- TXT diffuser
- LED sources
- End caps

- *Schermo TXT*
- *Sorgenti LED*
- *Testate di chiusura*

Optional accessories
Accessori opzionali

- To see page 268
- *Vedere pagina 268*

STANDARD *BASE* | DN | embossed white RAL 9003 *bianco goffrato RAL 9003*

SL.EVO LED FR SINGLE

WALL RECESSED,
CEILING RECESSED
INCASSI PARETE,
INCASSI SOFFITTO

TXT-R optical system. Excellent screening of light sources and high degree of luminance control. Ensures luminance values below 1550 cd/m² thanks to the special technopolymer internal refractor which – combined with the textured microprism diffuser – reduces the luminance levels at the upper corners of the light emission.
Sistema ottico TXT-R. Ottima schermatura delle sorgenti ed elevato controllo delle luminanze. Assicura luminanze inferiori a 1550cd/mq grazie allo speciale rifrattore interno in tecnopolimero che abbinato allo schermo texturizzato a microprismi riduce i livelli di luminanza agli angoli di emissione superiori.

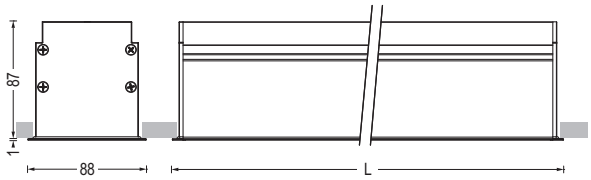

SL.EVO FR
frame recessed version
incasso con cornice

SL.EVO LED FR single - TXT-R diffuser (3000K)
SL.EVO LED FR singolo - TXT-R (3000K)

CE IP20

Code *Codice*	System Power *Potenza Sistema*	Source *Sorgente*	Output flux *Flusso uscente*	D	DD	1E	L	A	H	Kg
T90WL251DN	11W	2 LED engine	721 lm	•			590	88	88	1,6
T90WL252DN	16W	3 LED engine	1082 lm	•			874	88	88	2,3
T90WL253DN	21W	4 LED engine	1442 lm	•		•	1158	88	88	3,1
T90WL254DN	26W	5 LED engine	1802 lm	•		•	1442	88	88	3,8
T90WL255DN	32W	6 LED engine	2163 lm	•		•	1726	88	88	4,6
T90WL256DN	37W	7 LED engine	2523 lm	•		•	2010	88	88	5,3
T90WL257DN	42W	8 LED engine	2884 lm	•		•	2294	88	88	6,0
T90WL258DN	52W	10 LED engine	3604 lm	•		•	2862	88	88	7,5
T90WL259DN	63W	12 LED engine	4325 lm	•		•	3430	88	88	9,0
T90WL260DN	73W	14 LED engine	5046 lm	•		•	3998	88	88	10,5

Photometric data reference:
Fotometria di riferimento:
T90WL251DN

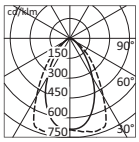

η 100%
UGR T < 15,9
UGR L < 14,7

SL.EVO LED FR single - TXT-R diffuser (4000K)
SL.EVO LED FR singolo - TXT-R (4000K)

CE IP20

Code *Codice*	System Power *Potenza Sistema*	Source *Sorgente*	Output flux *Flusso uscente*	D	DD	1E	L	A	H	Kg
T90WL201DN	11W	2 LED engine	801 lm	•			590	88	88	1,6
T90WL202DN	16W	3 LED engine	1201 lm	•			874	88	88	2,3
T90WL203DN	21W	4 LED engine	1601 lm	•		•	1158	88	88	3,1
T90WL204DN	26W	5 LED engine	2001 lm	•		•	1442	88	88	3,8
T90WL205DN	32W	6 LED engine	2401 lm	•		•	1726	88	88	4,6
T90WL206DN	37W	7 LED engine	2802 lm	•		•	2010	88	88	5,3
T90WL207DN	42W	8 LED engine	3202 lm	•		•	2294	88	88	6,0
T90WL208DN	52W	10 LED engine	4002 lm	•		•	2862	88	88	7,5
T90WL209DN	63W	12 LED engine	4802 lm	•		•	3430	88	88	9,0
T90WL210DN	73W	14 LED engine	5603 lm	•		•	3998	88	88	10,5

Photometric data reference:
Fotometria di riferimento:
T90WL201DN

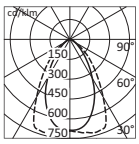

η 100%
UGR T < 16,7
UGR L < 15,6

Accessories included
Accessori inclusi

- TXT-R optic system
- LED sources
- End caps

- *Sistema ottico TXT-R*
- *Sorgenti LED*
- *Testate di chiusura*

Optional accessories
Accessori opzionali

- To see page 268
- *Vedere pagina 268*

LeasePlan - new headquarters in Milan - Italia - Customer: LeasePlan Italia S.p.A. - Project: Progetto CMR

STANDARD *BASE* | DN | embossed white RAL 9003 *bianco goffrato RAL 9003*

SL.EVO LED FR CONTINUOUS (PMMA/TXT DIFFUSER NOT INCLUDED)

WALL RECESSED,
CEILING RECESSED
INCASSI PARETE,
INCASSI SOFFITTO

Note: To be combined with PMMA diffuser cod. 00LA019 or TXT diffuser cod. 00LA020.
Nota: Da completare con schermo PMMA cod. 00LA019 o schermo TXT cod. 00LA020.



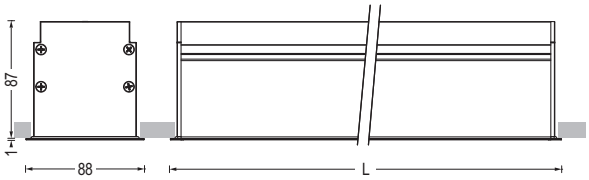

SL.EVO FR
frame recessed version
incasso con cornice

SL.EVO LED FR continuous (3000K)
SL.EVO LED FR continuo (3000K)

CE IP20

Code *Codice*	System Power *Potenza Sistema*	Source *Sorgente*	Output flux *Flusso uscente*	D	DD	1E	L	A	H	Kg
T900L251DN	11W	2 LED engine	1061 lm	•			574	88	88	1,6
T900L252DN	16W	3 LED engine	1591 lm	•			858	88	88	2,3
T900L253DN	21W	4 LED engine	2122 lm	•	•		1142	88	88	3,1
T900L254DN	26W	5 LED engine	2652 lm	•	•		1426	88	88	3,8
T900L255DN	32W	6 LED engine	3182 lm	•	•		1710	88	88	4,6
T900L256DN	37W	7 LED engine	3713 lm	•	•		1994	88	88	5,3
T900L257DN	42W	8 LED engine	4243 lm	•	•		2278	88	88	6,0
T900L258DN	52W	10 LED engine	5304 lm	•	•		2846	88	88	7,5
T900L259DN	63W	12 LED engine	6365 lm	•	•		3414	88	88	9,0
T900L260DN	73W	14 LED engine	7426 lm	•	•		3982	88	88	10,5

Photometric data reference:
Fotometria di riferimento:
T900L251DN

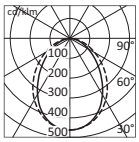

PMMA
η 100%
UGR T < 20,7
UGR L < 22,3

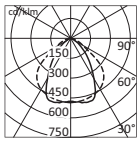

TXT
η 100%
UGR T < 17,6
UGR L < 20,8

SL.EVO LED FR continuous (4000K)
SL.EVO LED FR continuo (4000K)

CE IP20

Code *Codice*	System Power *Potenza Sistema*	Source *Sorgente*	Output flux *Flusso uscente*	D	DD	1E	L	A	H	Kg
T900L201DN	11W	2 LED engine	1178 lm	•			574	88	88	1,6
T900L202DN	16W	3 LED engine	1767 lm	•			858	88	88	2,3
T900L203DN	21W	4 LED engine	2356 lm	•	•		1142	88	88	3,1
T900L204DN	26W	5 LED engine	2945 lm	•	•		1426	88	88	3,8
T900L205DN	32W	6 LED engine	3533 lm	•	•		1710	88	88	4,6
T900L206DN	37W	7 LED engine	4122 lm	•	•		1994	88	88	5,3
T900L207DN	42W	8 LED engine	4711 lm	•	•		2278	88	88	6,0
T900L208DN	52W	10 LED engine	5889 lm	•	•		2846	88	88	7,5
T900L209DN	63W	12 LED engine	7067 lm	•	•		3414	88	88	9,0
T900L210DN	73W	14 LED engine	8245 lm	•	•		3982	88	88	10,5

Photometric data reference:
Fotometria di riferimento:
T900L201DN

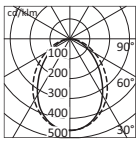

PMMA
η 100%
UGR T < 21,6
UGR L < 23,2

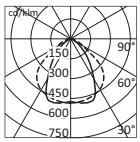

TXT
η 100%
UGR T < 17,9
UGR L < 21,1

Accessories included
Accessori inclusi

- LED sources
- Linear connecting joint
- Internal through wiring

- *Sorgenti LED*
- *Giunti di collegamento lineare*
- *Cablaggio passante interno*

Optional accessories
Accessori opzionali

- To see page 268
- *Vedere pagina 268*

SL.EVO LED FR CONTINUOUS (PMMA/TXT DIFFUSER NOT INCLUDED)

WALL RECESSED,
CEILING RECESSED
INCASSI PARETE,
INCASSI SOFFITTO

Note: To be combined with Kit PMMA diffusers or with TXT diffusers for angular module.
Nota: Da completare con Kit schermi PMMA o TXT per moduli angolari.



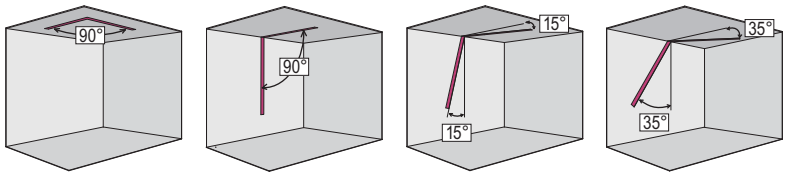

SL.EVO LED FR continuous - angular module (3000K)
SL.EVO LED FR continuo - modulo angolare (3000K)

CE IP20

Code *Codice*		System Power *Potenza Sistema*	Source *Sorgente*	Output flux *Flusso uscente*	D DD 1E	L	A	H	Kg
T900L261DN	0°-90°	21W	4 LED engine	2122 lm	•	618	618	88	3,5
T900L262DN	90°-0°	21W	4 LED engine	2122 lm	•	658	658	88	3,5
T900L263DN	90°-15°	21W	4 LED engine	2122 lm	•	661	661	88	3,5
T900L264DN	90°-35°	21W	4 LED engine	2122 lm	•	665	665	88	3,5

Photometric data reference:
Fotometria di riferimento:
T900L261DN

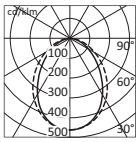

PMMA
η 100%
UGR T < 20,6
UGR L < 22,2

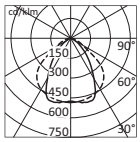

TXT
η 100%
UGR T < 17,5
UGR L < 20,7

SL.EVO LED FR continuous - angular module (4000K)
SL.EVO LED FR continuo - modulo angolare (4000K)

CE IP20

Code *Codice*		System Power *Potenza Sistema*	Source *Sorgente*	Output flux *Flusso uscente*	D DD 1E	L	A	H	Kg
T900L211DN	0°-90°	21W	4 LED engine	2356 lm	•	618	618	88	3,5
T900L212DN	90°-0°	21W	4 LED engine	2356 lm	•	658	658	88	3,5
T900L213DN	90°-15°	21W	4 LED engine	2356 lm	•	661	661	88	3,5
T900L214DN	90°-35°	21W	4 LED engine	2356 lm	•	665	665	88	3,5

Photometric data reference:
Fotometria di riferimento:
T900L211DN

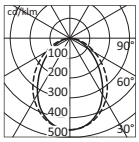

PMMA
η 100%
UGR T < 21
UGR L < 22,6

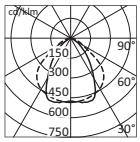

TXT
η 100%
UGR T < 18,3
UGR L < 21,5

Accessories included
Accessori inclusi

- LED sources
- Linear connecting joint
- Internal through wiring

- *Sorgenti LED*
- *Giunti di collegamento lineare*
- *Cablaggio passante interno*

Optional accessories
Accessori opzionali

- To see page 268
- *Vedere pagina 268*

STANDARD *BASE* | DN | embossed white RAL 9003 *bianco goffrato RAL 9003*

SL.EVO LED FR CONTINUOUS (TXT-R DIFFUSER NOT INCLUDED)

WALL RECESSED,
CEILING RECESSED
INCASSI PARETE,
INCASSI SOFFITTO

Note: To be combined with TXT diffusers cod. 00LA020.
Nota: Da completare con Schermi TXT cod. 00LA020.



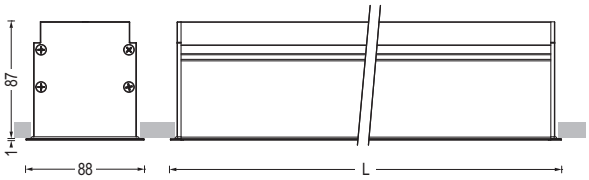

SL.EVO FR
frame recessed version
incasso con cornice

SL.EVO LED FR continuous - TXT-R diffuser (3000K)
SL.EVO LED FR continuo - TXT-R (3000K)

CE IP20

Code *Codice*	System Power *Potenza Sistema*	Source *Sorgente*	Output flux *Flusso uscente*	D	DD	1E	L	A	H	Kg
T90HL251DN	11W	2 LED engine	721 lm	•			574	88	88	1,6
T90HL252DN	16W	3 LED engine	1081 lm	•			858	88	88	1,6
T90HL253DN	21W	4 LED engine	1442 lm	•	•		1142	88	88	1,6
T90HL254DN	26W	5 LED engine	1802 lm	•	•		1426	88	88	2,3
T90HL255DN	32W	6 LED engine	2162 lm	•	•		1710	88	88	2,3
T90HL256DN	37W	7 LED engine	2523 lm	•	•		1994	88	88	2,3
T90HL257DN	42W	8 LED engine	2883 lm	•	•		2278	88	88	3,1
T90HL258DN	52W	10 LED engine	3604 lm	•	•		2846	88	88	3,1
T90HL259DN	63W	12 LED engine	4325 lm	•	•		3414	88	88	3,1
T90HL260DN	73W	14 LED engine	5046 lm	•	•		3982	88	88	3,8

Photometric data reference:
Fotometria di riferimento:
T90HL251DN

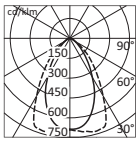

η 100%
UGR T < 15,9
UGR L < 14,7

SL.EVO LED FR continuous - TXT-R diffuser (4000K)
SL.EVO LED FR continuo - TXT-R (4000K)

CE IP20

Code *Codice*	System Power *Potenza Sistema*	Source *Sorgente*	Output flux *Flusso uscente*	D	DD	1E	L	A	H	Kg
T90HL201DN	11W	2 LED engine	800 lm	•			574	88	88	1,6
T90HL202DN	16W	3 LED engine	1200 lm	•			858	88	88	1,6
T90HL203DN	21W	4 LED engine	1601 lm	•	•		1142	88	88	1,6
T90HL204DN	26W	5 LED engine	2001 lm	•	•		1426	88	88	2,3
T90HL205DN	32W	6 LED engine	2401 lm	•	•		1710	88	88	2,3
T90HL206DN	37W	7 LED engine	2801 lm	•	•		1994	88	88	2,3
T90HL207DN	42W	8 LED engine	3201 lm	•	•		2278	88	88	3,1
T90HL208DN	52W	10 LED engine	4002 lm	•	•		2846	88	88	3,1
T90HL209DN	63W	12 LED engine	4802 lm	•	•		3414	88	88	3,1
T90HL210DN	73W	14 LED engine	5602 lm	•	•		3982	88	88	3,8

Photometric data reference:
Fotometria di riferimento:
T90HL201DN

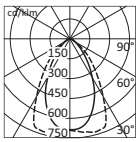

η 100%
UGR T < 16,7
UGR L < 15,6

Accessories included
Accessori inclusi

- LED sources
- Linear connecting joint
- Internal through wiring

- *Sorgenti LED*
- *Giunti di collegamento lineare*
- *Cablaggio passante interno*

Optional accessories
Accessori opzionali

- To see page 268
- *Vedere pagina 268*

SL.EVO LED FR CONTINUOUS (TXT-R DIFFUSER NOT INCLUDED)

WALL RECESSED,
CEILING RECESSED
INCASSI PARETE,
INCASSI SOFFITTO

Note: To be combined with Kit TXT diffusers for angular module.
Nota: Da completare con Kit schermi TXT per moduli angolari.



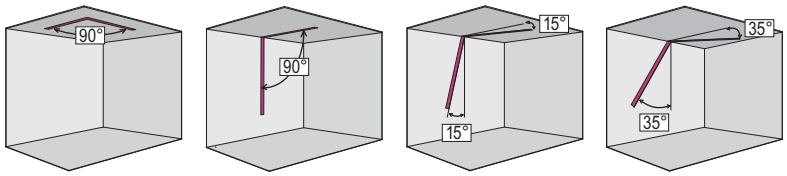

SL.EVO LED FR continuous - TXT-R diffuser angular module (3000K)
SL.EVO LED FR continuo - TXT-R modulo angolare (3000K)

CE IP20

Code *Codice*		System Power *Potenza Sistema*	Source *Sorgente*	Output flux *Flusso uscente*	D DD 1E	L	A	H	Kg
T90HL261DN	0°-90°	21W	4 LED engine	1442 lm	•	618	618	88	3,5
T90HL262DN	90°-0°	21W	4 LED engine	1442 lm	•	658	658	88	3,5
T90HL263DN	90°-15°	21W	4 LED engine	1442 lm	•	661	661	88	3,5
T90HL264DN	90°-35°	21W	4 LED engine	1442 lm	•	665	665	88	3,5

Photometric data reference:
Fotometria di riferimento:
T90HL261DN

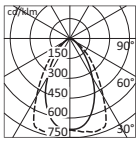

η 100%
UGR T < 15,9
UGR L < 14,7

SL.EVO LED FR continuous - TXT-R diffuser angular module (4000K)
SL.EVO LED FR continuo - TXT-R modulo angolare (4000K)

CE IP20

Code *Codice*		System Power *Potenza Sistema*	Source *Sorgente*	Output flux *Flusso uscente*	D DD 1E	L	A	H	Kg
T90HL211DN	0°-90°	21W	4 LED engine	1600 lm	•	618	618	88	3,5
T90HL212DN	90°-0°	21W	4 LED engine	1600 lm	•	658	658	88	3,5
T90HL213DN	90°-15°	21W	4 LED engine	1600 lm	•	661	661	88	3,5
T90HL214DN	90°-35°	21W	4 LED engine	1600 lm	•	665	665	88	3,5

Photometric data reference:
Fotometria di riferimento:
T90HL211DN

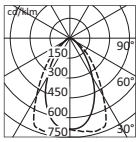

η 100%
UGR T < 16,7
UGR L < 15,6

Accessories included
Accessori inclusi

- LED sources
- Linear connecting joint
- Internal through wiring

- *Sorgenti LED*
- *Giunti di collegamento lineare*
- *Cablaggio passante interno*

Optional accessories
Accessori opzionali

- To see page 268
- *Vedere pagina 268*

SL.EVO LED TR

DIMENSIONS (mm) / *DIMENSIONI (mm)*

SL.EVO LED TR
trimless recessed version
incasso trimless senza cornice

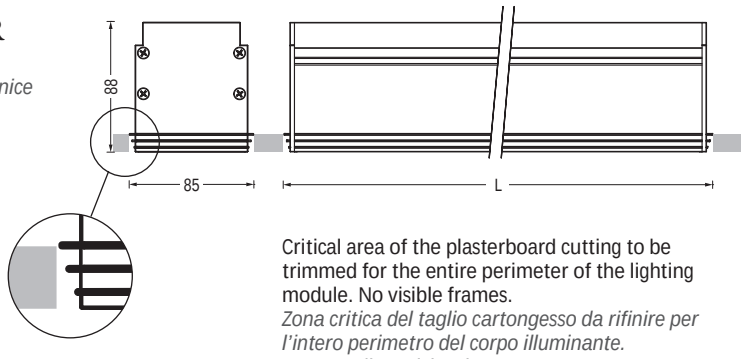

Critical area of the plasterboard cutting to be trimmed for the entire perimeter of the lighting module. No visible frames.
Zona critica del taglio cartongesso da rifinire per l'intero perimetro del corpo illuminante. Assenza di cornici a vista.

Note:
The height of the aluminium extruded unit allows the appliances to be recess mounted, on standard plasterboard walls and false ceilings with a minimum cavity of 87.5 mm.

Nota:
L'altezza dell'estruso di allumino permette il fissaggio degli apparecchi ad incasso su pareti e controsoffitti in cartongesso standard con intercapedine minima di 87,5 mm.

SL.EVO LED TR
single / *singolo*

version *versione*	source *sorgente*	L (mm)
11W	2 LED engine	588
16W	3 LED engine	872
21W	4 LED engine	1156
26W	5 LED engine	1440
32W	6 LED engine	1724
37W	7 LED engine	2008
42W	8 LED engine	2292
52W	10 LED engine	2860
63W	12 LED engine	3428
73W	14 LED engine	3996

SL.EVO LED TR
continuous / *continuo*

version *versione*	source *sorgente*	L (mm)
11W	2 LED engine	574
16W	3 LED engine	858
21W	4 LED engine	1142
26W	5 LED engine	1426
32W	6 LED engine	1710
37W	7 LED engine	1994
42W	8 LED engine	2278
52W	10 LED engine	2846
63W	12 LED engine	3414
73W	14 LED engine	3982

CONFIGURATION OF A CONTINUOUS ROW WITH SL.EVO LED TR AND TOTAL LENGTH OF 3724 mm
CONFIGURAZIONE DI UNA FILA CONTINUA SL.EVO LED TR CON LUNGHEZZA TOTALE PARI A 3724 mm

Continuous row consisting of three continuous LED modules. The modules are connected using the included linear connectors. End caps and diffusers to be ordered separately. The continuity of the LED engine modules guarantees uniform lighting.
Fila continua composta da tre moduli LED continui. La giunzione dei moduli avviene tramite giunti lineari inclusi. Testate di chiusura e schermi diffusori da ordinare separatamente. La continuità dei moduli LED engine garantisce l'uniformità dell'illuminamento.

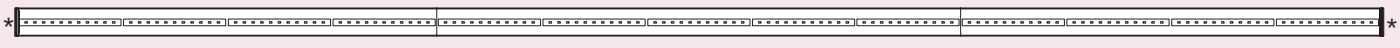

21W - 4 LED engine
continuous row / *fila continua*
L = 1142 mm
T900L403DN

26W - 5 LED engine
continuous row / *fila continua*
L = 1426 mm
T900L404DN

21W - 4 LED engine
continuous row / *fila continua*
L = 1142 mm
T900L403DN

*End caps kit (2 pcs.) / *Kit testate di chiusura (2 pz.)*
MEC5958 L = 7 mm

CONFIGURATION OF A CONTINUOUS ROW WITH SL.EVO LED TR
CONFIGURAZIONE DI UNA FILA CONTINUA SL.EVO LED TR

Appliance suitable for recessed installation; shown here in the trimless version.
Apparecchio adatto all'installazione ad incasso qui mostrato nella versione trimless senza cornice.

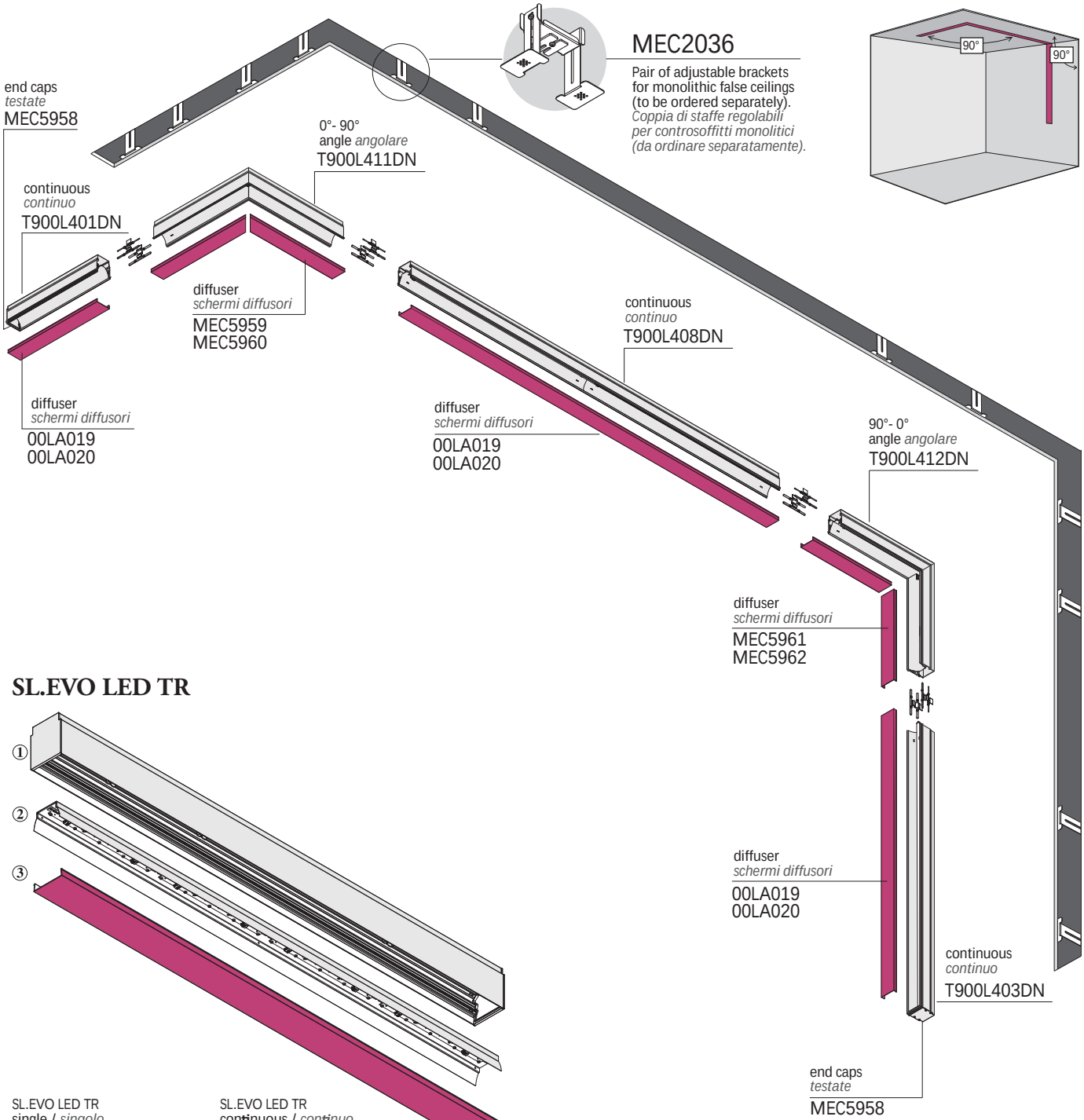

MEC2036

Pair of adjustable brackets for monolithic false ceilings (to be ordered separately).
Coppia di staffe regolabili per controsoffitti monolitici (da ordinare separatamente).

SL.EVO LED TR

SL.EVO LED TR
single / *singolo*

① Extruded aluminium unit with electrical harness and end caps
Estruso di alluminio con cablaggio e testate di chiusura

② Parabolic reflector and LED sources
Riflettore parabolico e sorgenti LED

③ Diffuser
Schermo diffusore

SL.EVO LED TR
continuous / *continuo*

① Extruded aluminium unit with electrical harness, electrical through wiring and linear connectors
Estruso di alluminio con cablaggio, linea passante e giunti lineari

② Parabolic reflector and LED sources
Riflettore parabolico e sorgenti LED

To be ordered separately
da ordinare separatamente:

① End caps / *Testate di chiusura*

③ Diffusers / *Schermi diffusori*

STANDARD
BASE

DN

embossed white RAL 9003
bianco goffrato RAL 9003

SL.EVO LED TR SINGLE

WALL RECESSED,
CEILING RECESSED
INCASSI PARETE,
INCASSI SOFFITTO

Satin finish PMMA diffuser for diffused light emission.
Schermo PMMA satinato per emissione luminosa diffusa.

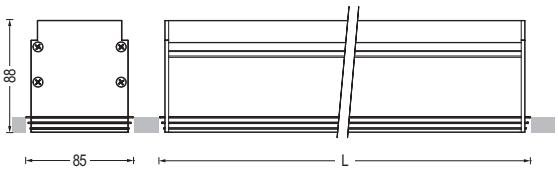

SL.EVO TR
trimless recessed version
incasso trimless senza cornice

SL.EVO LED TR single - satin finish PMMA diffuser (3000K)
SL.EVO LED TR singolo - PMMA satinato (3000K)

CE IP20

Code *Codice*	System Power *Potenza Sistema*	Source *Sorgente*	Output flux *Flusso uscente*	D	DD	1E	L	A	H	Kg
T90LL451DN	11W	2 LED engine	1061 lm	•			588	85	88	1,6
T90LL452DN	16W	3 LED engine	1591 lm	•			872	85	88	2,3
T90LL453DN	21W	4 LED engine	2122 lm	•	•		1156	85	88	3,1
T90LL454DN	26W	5 LED engine	2654 lm	•	•		1440	85	88	3,8
T90LL455DN	32W	6 LED engine	3182 lm	•	•		1724	85	88	4,6
T90LL456DN	37W	7 LED engine	3713 lm	•	•		2008	85	88	5,3
T90LL457DN	42W	8 LED engine	4243 lm	•	•		2292	85	88	6,0
T90LL458DN	52W	10 LED engine	5304 lm	•	•		2860	85	88	7,5
T90LL459DN	63W	12 LED engine	6365 lm	•	•		3428	85	88	9,0
T90LL460DN	73W	14 LED engine	7426 lm	•	•		3996	85	88	10,5

Photometric data reference:
Fotometria di riferimento:
T90LL451DN

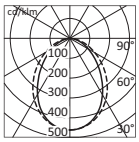

η 100%
UGR T < 20,7
UGR L < 22,3

SL.EVO LED TR single - satin finish PMMA diffuser (4000K)
SL.EVO LED TR singolo - PMMA satinato (4000K)

CE IP20

Code *Codice*	System Power *Potenza Sistema*	Source *Sorgente*	Output flux *Flusso uscente*	D	DD	1E	L	A	H	Kg
T90LL401DN	11W	2 LED engine	1178 lm	•			588	85	88	1,6
T90LL402DN	16W	3 LED engine	1767 lm	•			872	85	88	2,3
T90LL403DN	21W	4 LED engine	2356 lm	•	•		1156	85	88	3,1
T90LL404DN	26W	5 LED engine	2945 lm	•	•		1440	85	88	3,8
T90LL405DN	32W	6 LED engine	3533 lm	•	•		1724	85	88	4,6
T90LL406DN	37W	7 LED engine	4122 lm	•	•		2008	85	88	5,3
T90LL407DN	42W	8 LED engine	4711 lm	•	•		2292	85	88	6,0
T90LL408DN	52W	10 LED engine	5889 lm	•	•		2860	85	88	7,5
T90LL409DN	63W	12 LED engine	7067 lm	•	•		3428	85	88	9,0
T90LL410DN	73W	14 LED engine	8245 lm	•	•		3996	85	88	10,5

Photometric data reference:
Fotometria di riferimento:
T90LL401DN

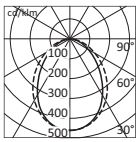

η 100%
UGR T < 21,6
UGR L < 23,2

Accessories included
Accessori inclusi

- satin finish PMMA diffuser
- LED sources
- End caps

- *Schermo PMMA satinato*
- *Sorgenti LED*
- *Testate di chiusura*

Optional accessories
Accessori opzionali

- To see page 268
- *Vedere pagina 268*

SL.EVO LED TR SINGLE

WALL RECESSED,
CEILING RECESSED
INCASSI PARETE,
INCASSI SOFFITTO

Colourless methacrylate TXT diffuser with outer surface micro-textured with micro-pyramids to reduce levels of luminance in the upper angles of emission.
Schermo TXT in metacrilato incolore con superficie esterna micro-texturizzata a micropiramidi per la riduzione dei livelli di luminanza agli angoli di emissione superiori.

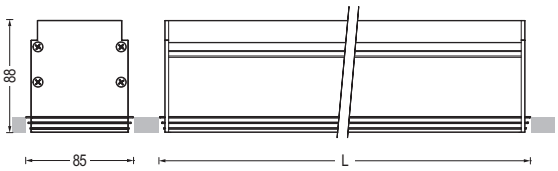

SL.EVO TR
trimless recessed version
incasso trimless senza cornice

SL.EVO LED TR single - TXT diffuser (3000K)
SL.EVO LED TR singolo - TXT (3000K)

CE IP20

Code *Codice*	System Power *Potenza Sistema*	Source *Sorgente*	Output flux *Flusso uscente*	D	DD	1E	L	A	H	Kg
T90XL451DN	11W	2 LED engine	1088 lm	•			588	85	88	1,6
T90XL452DN	16W	3 LED engine	1632 lm	•			872	85	88	2,3
T90XL453DN	21W	4 LED engine	2176 lm	•	•		1156	85	88	3,1
T90XL454DN	26W	5 LED engine	2720 lm	•	•		1440	85	88	3,8
T90XL455DN	32W	6 LED engine	3264 lm	•	•		1724	85	88	4,6
T90XL456DN	37W	7 LED engine	3808 lm	•	•		2008	85	88	5,3
T90XL457DN	42W	8 LED engine	4352 lm	•	•		2292	85	88	6,0
T90XL458DN	52W	10 LED engine	5440 lm	•	•		2860	85	88	7,5
T90XL459DN	63W	12 LED engine	6528 lm	•	•		3428	85	88	9,0
T90XL460DN	73W	14 LED engine	7616 lm	•	•		3996	85	88	10,5

Photometric data reference:
Fotometria di riferimento:
T90XL451DN

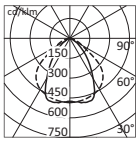

η 100%
UGR T < 17,6
UGR L < 20,8

SL.EVO LED TR single - TXT diffuser (4000K)
SL.EVO LED TR singolo - TXT (4000K)

CE IP20

Code *Codice*	System Power *Potenza Sistema*	Source *Sorgente*	Output flux *Flusso uscente*	D	DD	1E	L	A	H	Kg
T90XL401DN	11W	2 LED engine	1208 lm	•			588	85	88	1,6
T90XL402DN	16W	3 LED engine	1812 lm	•			872	85	88	2,3
T90XL403DN	21W	4 LED engine	2416 lm	•	•		1156	85	88	3,1
T90XL404DN	26W	5 LED engine	3020 lm	•	•		1440	85	88	3,8
T90XL405DN	32W	6 LED engine	3624 lm	•	•		1724	85	88	4,6
T90XL406DN	37W	7 LED engine	4228 lm	•	•		2008	85	88	5,3
T90XL407DN	42W	8 LED engine	4832 lm	•	•		2292	85	88	6,0
T90XL408DN	52W	10 LED engine	6040 lm	•	•		2860	85	88	7,5
T90XL409DN	63W	12 LED engine	7248 lm	•	•		3428	85	88	9,0
T90XL410DN	73W	14 LED engine	8456 lm	•	•		3996	85	88	10,5

Photometric data reference:
Fotometria di riferimento:
T90XL401DN

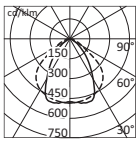

η 100%
UGR T < 17,9
UGR L < 21,1

Accessories included
Accessori inclusi

- TXT diffuser
- LED sources
- End caps
- *Schermo TXT*
- *Sorgenti LED*
- *Testate di chiusura*

Optional accessories
Accessori opzionali

- To see page 268
- *Vedere pagina 268*

STANDARD
BASE
DN
embossed white RAL 9003
bianco goffrato RAL 9003

SL.EVO LED TR SINGLE

WALL RECESSED,
CEILING RECESSED
INCASSI PARETE,
INCASSI SOFFITTO

TXT-R optical system. Excellent screening of light sources and high degree of luminance control. Ensures luminance values below 1550 cd/m² thanks to the special technopolymer internal refractor which – combined with the textured microprism diffuser – reduces the luminance levels at the upper corners of the light emission.
Sistema ottico TXT-R. Ottima schermatura delle sorgenti ed elevato controllo delle luminanze. Assicura luminanze inferiori a 1550cd/mq grazie allo speciale rifrattore interno in tecnopolimero che abbinato allo schermo texturizzato a microprismi riduce i livelli di luminanza agli angoli di emissione superiori.

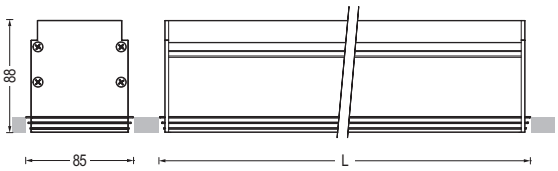

SL.EVO TR
trimless recessed version
incasso trimless senza cornice

SL.EVO LED TR single - TXT-R diffuser (3000K)
SL.EVO LED TR singolo - TXT-R (3000K)

CE IP20

Code *Codice*	System Power *Potenza Sistema*	Source *Sorgente*	Output flux *Flusso uscente*	D	DD	1E	L	A	H	Kg
T90WL451DN	11W	2 LED engine	721 lm	•			588	85	88	1,6
T90WL452DN	16W	3 LED engine	1082 lm	•			872	85	88	2,3
T90WL453DN	21W	4 LED engine	1442 lm	•	•		1156	85	88	3,1
T90WL454DN	26W	5 LED engine	1802 lm	•	•		1440	85	88	3,8
T90WL455DN	32W	6 LED engine	2163 lm	•	•		1724	85	88	4,6
T90WL456DN	37W	7 LED engine	2523 lm	•	•		2008	85	88	5,3
T90WL457DN	42W	8 LED engine	2884 lm	•	•		2292	85	88	6,0
T90WL458DN	52W	10 LED engine	3604 lm	•	•		2860	85	88	7,5
T90WL459DN	63W	12 LED engine	4325 lm	•	•		3428	85	88	9,0
T90WL460DN	73W	14 LED engine	5046 lm	•	•		3996	85	88	10,5

Photometric data reference:
Fotometria di riferimento:
T90WL451DN

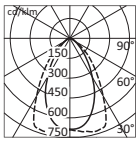

η 100%
UGR T < 15,9
UGR L < 14,7

SL.EVO LED TR single - TXT-R diffuser (4000K)
SL.EVO LED TR singolo - TXT-R (4000K)

CE IP20

Code *Codice*	System Power *Potenza Sistema*	Source *Sorgente*	Output flux *Flusso uscente*	D	DD	1E	L	A	H	Kg
T90WL401DN	11W	2 LED engine	801 lm	•			588	85	88	1,6
T90WL402DN	16W	3 LED engine	1201 lm	•			872	85	88	2,3
T90WL403DN	21W	4 LED engine	1601 lm	•	•		1156	85	88	3,1
T90WL404DN	26W	5 LED engine	2001 lm	•	•		1440	85	88	3,8
T90WL405DN	32W	6 LED engine	2401 lm	•	•		1724	85	88	4,6
T90WL406DN	37W	7 LED engine	2802 lm	•	•		2008	85	88	5,3
T90WL407DN	42W	8 LED engine	3202 lm	•	•		2292	85	88	6,0
T90WL408DN	52W	10 LED engine	4002 lm	•	•		2860	85	88	7,5
T90WL409DN	63W	12 LED engine	4802 lm	•	•		3428	85	88	9,0
T90WL410DN	73W	14 LED engine	5603 lm	•	•		3996	85	88	10,5

Photometric data reference:
Fotometria di riferimento:
T90WL401DN

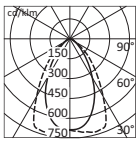

η 100%
UGR T < 16,7
UGR L < 15,6

Accessories included
Accessori inclusi

- TXT-R optic system
- LED sources
- End caps

- *Sistema ottico TXT-R*
- *Sorgenti LED*
- *Testate di chiusura*

Optional accessories
Accessori opzionali

- To see page 268
- *Vedere pagina 268*

Espacio Aretha Showroom - Madrid - Spain

STANDARD
BASE
DN
embossed white RAL 9003
bianco goffrato RAL 9003

SL.EVO LED TR CONTINUOUS (PMMA/TXT DIFFUSER NOT INCLUDED)

WALL RECESSED,
CEILING RECESSED
INCASSI PARETE,
INCASSI SOFFITTO

Note: To be combined with PMMA diffuser cod. 00LA019 or TXT diffuser cod. 00LA020.
Nota: Da completare con schermo PMMA cod. 00LA019 o schermo TXT cod. 00LA020.

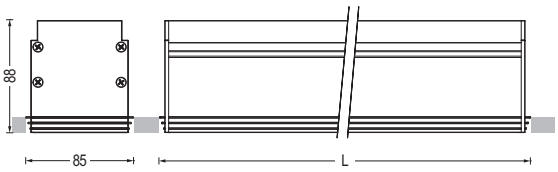

SL.EVO TR
trimless recessed version
incasso trimless senza cornice

SL.EVO LED TR continuous (3000K)
SL.EVO LED TR continuo (3000K)

CE IP20

Code *Codice*	System Power *Potenza Sistema*	Source *Sorgente*	Output flux *Flusso uscente*	D	DD	1E	L	A	H	Kg
T900L451DN	11W	2 LED engine	1061 lm	•			574	85	88	1,6
T900L452DN	16W	3 LED engine	1591 lm	•			858	85	88	2,3
T900L453DN	21W	4 LED engine	2122 lm	•	•		1142	85	88	3,1
T900L454DN	26W	5 LED engine	2652 lm	•	•		1426	85	88	3,8
T900L455DN	32W	6 LED engine	3182 lm	•	•		1710	85	88	4,6
T900L456DN	37W	7 LED engine	3713 lm	•	•		1994	85	88	5,3
T900L457DN	42W	8 LED engine	4243 lm	•	•		2278	85	88	6,0
T900L458DN	52W	10 LED engine	5304 lm	•	•		2846	85	88	7,5
T900L459DN	63W	12 LED engine	6365 lm	•	•		3414	85	88	9,0
T900L460DN	73W	14 LED engine	7426 lm	•	•		3982	85	88	10,5

Photometric data reference:
Fotometria di riferimento:
T900L451DN

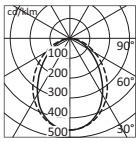

PMMA
η 100%
UGR T < 20,7
UGR L < 22,3

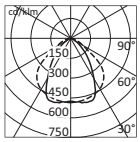

TXT
η 100%
UGR T < 17,6
UGR L < 20,8

SL.EVO LED TR continuous (4000K)
SL.EVO LED TR continuo (4000K)

CE IP20

Code *Codice*	System Power *Potenza Sistema*	Source *Sorgente*	Output flux *Flusso uscente*	D	DD	1E	L	A	H	Kg
T900L401DN	11W	2 LED engine	1178 lm	•			574	85	88	1,6
T900L402DN	16W	3 LED engine	1767 lm	•			858	85	88	2,3
T900L403DN	21W	4 LED engine	2356 lm	•	•		1142	85	88	3,1
T900L404DN	26W	5 LED engine	2945 lm	•	•		1426	85	88	3,8
T900L405DN	32W	6 LED engine	3533 lm	•	•		1710	85	88	4,6
T900L406DN	37W	7 LED engine	4122 lm	•	•		1994	85	88	5,3
T900L407DN	42W	8 LED engine	4711 lm	•	•		2278	85	88	6,0
T900L408DN	52W	10 LED engine	5889 lm	•	•		2846	85	88	7,5
T900L409DN	63W	12 LED engine	7067 lm	•	•		3414	85	88	9,0
T900L410DN	73W	14 LED engine	8245 lm	•	•		3982	85	88	10,5

Photometric data reference:
Fotometria di riferimento:
T900L401DN

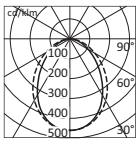

PMMA
η 100%
UGR T < 21,6
UGR L < 23,2

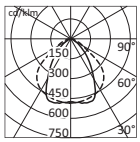

TXT
η 100%
UGR T < 17,9
UGR L < 21,1

Accessories included
Accessori inclusi

- LED sources
- Linear connecting joint
- Internal through wiring

- *Sorgenti LED*
- *Giunti di collegamento lineare*
- *Cablaggio passante interno*

Optional accessories
Accessori opzionali

- To see page 268
- *Vedere pagina 268*

SL.EVO LED TR CONTINUOUS (PMMA/TXT DIFFUSER NOT INCLUDED)

WALL RECESSED,
CEILING RECESSED
INCASSI PARETE,
INCASSI SOFFITTO

Note: To be combined with Kit PMMA diffusers or with TXT diffusers for angular module.
Nota: Da completare con Kit schermi PMMA o TXT per moduli angolari.



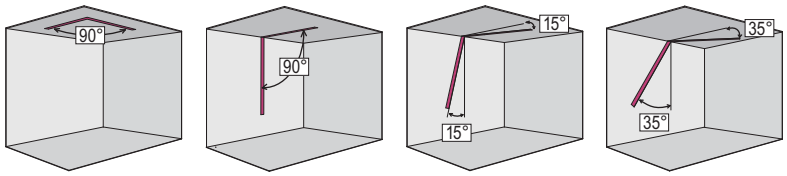

SL.EVO LED TR continuous - angular module (3000K)
SL.EVO LED TR continuo - modulo angolare (3000K)

CE IP20

Code *Codice*		System Power *Potenza Sistema*	Source *Sorgente*	Output flux *Flusso uscente*	D DD 1E	L	A	H	Kg
T900L461DN	0°-90°	21W	4 LED engine	2122 lm	•	616	616	88	3,5
T900L462DN	90°-0°	21W	4 LED engine	2122 lm	•	658	658	88	3,5
T900L463DN	90°-15°	21W	4 LED engine	2122 lm	•	661	661	88	3,5
T900L464DN	90°-35°	21W	4 LED engine	2122 lm	•	665	665	88	3,5

Photometric data reference:
Fotometria di riferimento:
T900L461DN

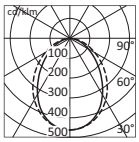

PMMA
η 100%
UGR T < 20,6
UGR L < 22,2

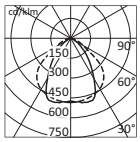

TXT
η 100%
UGR T < 17,5
UGR L < 20,7

SL.EVO LED TR continuous - angular module (4000K)
SL.EVO LED TR continuo - modulo angolare (4000K)

CE IP20

Code *Codice*		System Power *Potenza Sistema*	Source *Sorgente*	Output flux *Flusso uscente*	D DD 1E	L	A	H	Kg
T900L411DN	0°-90°	21W	4 LED engine	2356 lm	•	616	616	88	3,5
T900L412DN	90°-0°	21W	4 LED engine	2356 lm	•	658	658	88	3,5
T900L413DN	90°-15°	21W	4 LED engine	2356 lm	•	661	661	88	3,5
T900L414DN	90°-35°	21W	4 LED engine	2356 lm	•	665	665	88	3,5

Photometric data reference:
Fotometria di riferimento:
T900L411DN

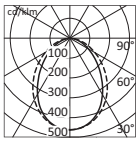

PMMA
η 100%
UGR T < 21
UGR L < 22,6

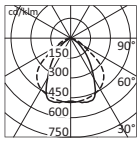

TXT
η 100%
UGR T < 18,3
UGR L < 21,5

Accessories included
Accessori inclusi

- LED sources
- Linear connecting joint
- Internal through wiring

- *Sorgenti LED*
- *Giunti di collegamento lineare*
- *Cablaggio passante interno*

Optional accessories
Accessori opzionali

- To see page 268
- *Vedere pagina 268*

STANDARD *BASE* | DN | embossed white RAL 9003 *bianco goffrato RAL 9003*

SL.EVO LED TR CONTINUOUS (TXT-R DIFFUSER NOT INCLUDED)

WALL RECESSED,
CEILING RECESSED
INCASSI PARETE,
INCASSI SOFFITTO

Note: To be combined with TXT diffusers cod. 00LA020.
Nota: Da completare con Schermi TXT cod. 00LA020.

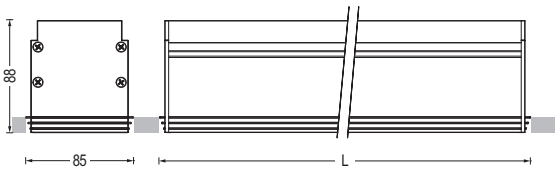

SL.EVO TR
trimless recessed version
incasso trimless senza cornice

SL.EVO LED TR continuous - TXT-R diffuser (3000K)
SL.EVO LED TR continuo - TXT-R (3000K)

CE IP20

Code *Codice*	System Power *Potenza Sistema*	Source *Sorgente*	Output flux *Flusso uscente*	D	DD	1E	L	A	H	Kg
T90HL451DN	11W	2 LED engine	721 lm	•			574	85	88	1,6
T90HL452DN	16W	3 LED engine	1081 lm	•			858	85	88	1,6
T90HL453DN	21W	4 LED engine	1442 lm	•	•		1142	85	88	1,6
T90HL454DN	26W	5 LED engine	1802 lm	•	•		1426	85	88	2,3
T90HL455DN	32W	6 LED engine	2162 lm	•	•		1710	85	88	2,3
T90HL456DN	37W	7 LED engine	2523 lm	•	•		1994	85	88	2,3
T90HL457DN	42W	8 LED engine	2883 lm	•	•		2278	85	88	3,1
T90HL458DN	52W	10 LED engine	3604 lm	•	•		2846	85	88	3,1
T90HL459DN	63W	12 LED engine	4325 lm	•	•		3414	85	88	3,1
T90HL460DN	73W	14 LED engine	5046 lm	•	•		3982	85	88	3,8

Photometric data reference:
Fotometria di riferimento:
T90HL451DN

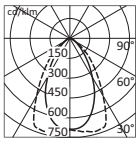

η 100%
UGR T < 15,9
UGR L < 14,7

SL.EVO LED TR continuous - TXT-R diffuser (4000K)
SL.EVO LED TR continuo - TXT-R (4000K)

CE IP20

Code *Codice*	System Power *Potenza Sistema*	Source *Sorgente*	Output flux *Flusso uscente*	D	DD	1E	L	A	H	Kg
T90HL401DN	11W	2 LED engine	800 lm	•			574	85	88	1,6
T90HL402DN	16W	3 LED engine	1200 lm	•			858	85	88	1,6
T90HL403DN	21W	4 LED engine	1601 lm	•	•		1142	85	88	1,6
T90HL404DN	26W	5 LED engine	2001 lm	•	•		1426	85	88	2,3
T90HL405DN	32W	6 LED engine	2401 lm	•	•		1710	85	88	2,3
T90HL406DN	37W	7 LED engine	2801 lm	•	•		1994	85	88	2,3
T90HL407DN	42W	8 LED engine	3201 lm	•	•		2278	85	88	3,1
T90HL408DN	52W	10 LED engine	4002 lm	•	•		2846	85	88	3,1
T90HL409DN	63W	12 LED engine	4802 lm	•	•		3414	85	88	3,1
T90HL410DN	73W	14 LED engine	5602 lm	•	•		3982	85	88	3,8

Photometric data reference:
Fotometria di riferimento:
T90HL401DN

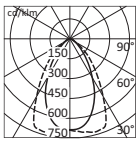

η 100%
UGR T < 16,7
UGR L < 15,6

Accessories included
Accessori inclusi

- LED sources
- Linear connecting joint
- Internal through wiring

- *Sorgenti LED*
- *Giunti di collegamento lineare*
- *Cablaggio passante interno*

Optional accessories
Accessori opzionali

- To see page 268
- *Vedere pagina 268*

SL.EVO LED TR CONTINUOUS (TXT-R DIFFUSER NOT INCLUDED)

WALL RECESSED,
CEILING RECESSED
INCASSI PARETE,
INCASSI SOFFITTO

Note: To be combined with Kit TXT diffusers for angular module.
Nota: Da completare con Kit schermi TXT per moduli angolari.



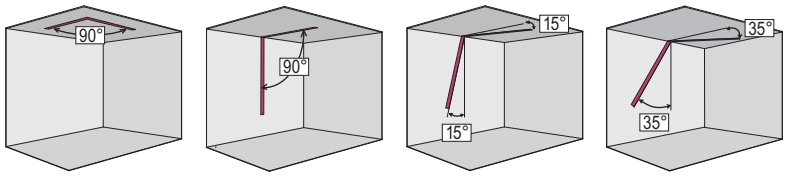

SL.EVO LED TR continuous - TXT-R diffuser angular module(3000K)
SL.EVO LED TR continuo - TXT-R modulo angolare (3000K)

CE IP20

Code *Codice*		System Power *Potenza Sistema*	Source *Sorgente*	Output flux *Flusso uscente*	D DD 1E	L	A	H	Kg
T90HL461DN	0°-90°	21W	4 LED engine	1442 lm	•	616	616	88	3,5
T90HL462DN	90°-0°	21W	4 LED engine	1442 lm	•	658	658	88	3,5
T90HL463DN	90°-15°	21W	4 LED engine	1442 lm	•	661	661	88	3,5
T90HL464DN	90°-35°	21W	4 LED engine	1442 lm	•	665	665	88	3,5

Photometric data reference:
Fotometria di riferimento:
T90HL461DN

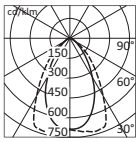

η 100%
UGR T < 15,9
UGR L < 14,7

SL.EVO LED TR continuous - TXT-R diffuser angular module (4000K)
SL.EVO LED TR continuo - TXT-R modulo angolare (4000K)

CE IP20

Code *Codice*		System Power *Potenza Sistema*	Source *Sorgente*	Output flux *Flusso uscente*	D DD 1E	L	A	H	Kg
T90HL411DN	0°-90°	21W	4 LED engine	1600 lm	•	616	616	88	3,5
T90HL412DN	90°-0°	21W	4 LED engine	1600 lm	•	658	658	88	3,5
T90HL413DN	90°-15°	21W	4 LED engine	1600 lm	•	661	661	88	3,5
T90HL414DN	90°-35°	21W	4 LED engine	1600 lm	•	665	665	88	3,5

Photometric data reference:
Fotometria di riferimento:
T90HL411DN

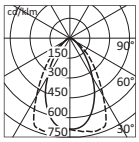

η 100%
UGR T < 16,7
UGR L < 15,6

Accessories included
Accessori inclusi

- LED sources
- Linear connecting joint
- Internal through wiring

- *Sorgenti LED*
- *Giunti di collegamento lineare*
- *Cablaggio passante interno*

Optional accessories
Accessori opzionali

- To see page 268
- *Vedere pagina 268*

Optional accessories
Accessori opzionali

Optical
Ottica

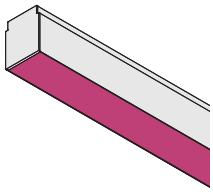

00LA019

Satin finish PMMA diffuser L=2871mm for continuous row.
Schermo PMMA satinato L=2871mm per moduli continui lineari.

00LA020

TXT diffuser L=2871mm for continuous row.
Schermo TXT L=2871mm per moduli continui lineari.

MEC5959

Satin finish PMMA diffuser Kit for 0°-90° angular module.
Kit Schermi in PMMA Satinato per Angolare 0°-90°.

MEC5960

TXT diffuser Kit for 0°-90° angular module.
Kit Schermi in TXT per Angolare 0°-90°.

Satin finish PMMA diffuser
Schermo PMMA satinato

TXT diffuser
Schermo TXT

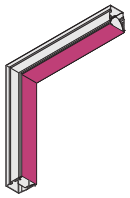

MEC5961

SL.EVO FR/TR LED Satin finish PMMA diffuser Kit for 90°-0° angular module.
Kit Schermi in PMMA Satinato per Angolare 90°-0°.

MEC5962

SL.EVO FR/TR LED TXT diffuser Kit for 90°-0° angular module.
Kit Schermi in TXT per Angolare 90°-0°.

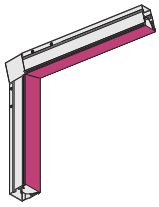

MEC5963

SL.EVO FR/TR LED Satin finish PMMA diffuser Kit for 90°-15° angular module.
Kit Schermi in PMMA Satinato per Angolare 90°-15°.

MEC5964

SL.EVO FR/TR LED TXT diffuser Kit for 90°-15° angular module.
Kit Schermi in TXT per Angolare 90°-15°.



MEC5965

SL.EVO FR/TR LED Satin finish PMMA diffuser Kit for 90°-35° angular module.
Kit Schermi in PMMA Satinato per Angolare 90°-35°.

MEC5966

SL.EVO FR/TR LED TXT diffuser Kit for 90°-35° angular module.
Kit Schermi in TXT per Angolare 90°-35°.

Mounting
Montaggio

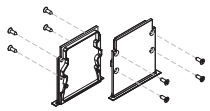

MEC5957

End caps for SL.EVO LED FR (2 pcs).
SL.EVO LED FR - Kit testate (2 pz. con viteria).

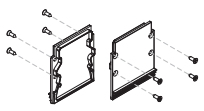

MEC5958

End caps for SL.EVO LED TR (2 pcs).
SL.EVO LED TR - Kit testate (2 pz. con viteria).

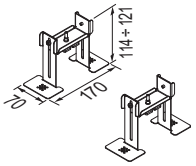

MEC2036

Pair of brackets for load bearing false-ceilings (2 pcs.).
Coppia di staffe regolabili per controsoffitti monolitici (2 pz.).

Espacio Aretha Showroom - Madrid - Spain

SL.EVO FR

DIMENSIONS (mm) / *DIMENSIONI (mm)*

SL.EVO FR

recessed version
with frame
versione ad incasso
frame con cornice

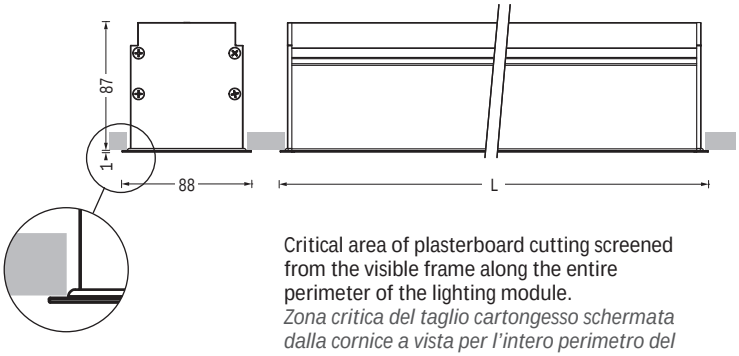

Critical area of plasterboard cutting screened from the visible frame along the entire perimeter of the lighting module.
Zona critica del taglio cartongesso schermata dalla cornice a vista per l'intero perimetro del corpo illuminante.

Note:
The height of the aluminium extruded unit allows the appliances to be recess mounted, on standard plasterboard walls and false ceilings with a minimum cavity of 87.5 mm.

Nota:
L'altezza dell'estruso di allumino permette il fissaggio degli apparecchi ad incasso su pareti e controsoffitti in cartongesso standard con intercapedine minima di 87,5 mm.

SL.EVO FR
single / *singolo*

version *versione*	source *sorgente*	L (mm)
1x14/24W	T5 G5	588
1x21/39W	T5 G5	888
1x28/54W	T5 G5	1188
1x35/49W	T5 G5	1488
Double length *Doppia lunghezza*		
1+1x28/54W	T5 G5	2238
1+1x35/49W	T5 G5	2838
Triple length *Tripla lunghezza*		
1+1+1x28/54W	T5 G5	3288
1+1+1x35/49W	T5 G5	4188

SL.EVO FR
continuous / *continuo*

version *versione*	source *sorgente*	L (mm)
Initial/End *Inizio/Fine fila*		
1x14/24W	T5 G5	519
1x21/39W	T5 G5	819
1x28/54W	T5 G5	1119
1x35/49W	T5 G5	1419
Intermediate single length *Intermedio monolunghezza*		
1x28/54W	T5 G5	1050
1x35/49W	T5 G5	1350
Intermediate double length *Intermedio doppia lunghezza*		
1+1x28/54W	T5 G5	2100
1+1x35/49W	T5 G5	2700

CONFIGURATION OF A CONTINUOUS ROW WITH SL.EVO FR AND TOTAL LENGTH OF 3738 mm
CONFIGURAZIONE DI UNA FILA CONTINUA SL.EVO FR CON LUNGHEZZA TOTALE PARI A 3738 mm

Continuous row consisting of initial/end modules and an intermediate double length module. The modules are connected using the included linear connectors. End caps included. Diffusers to be ordered separately. Overlapping of the fluorescent lamps guarantees uniform lighting.
Fila continua composta da moduli inizio/fine fila ed un modulo intermedio bilampada a doppia lunghezza. La giunzione dei moduli avviene tramite giunti lineari inclusi. Testate di chiusura incluse. Schermi diffusori da ordinare separatamente. La sovrapposizione delle lampade fluorescenti (overlapping) garantisce l'uniformità dell'illuminamento.

1x28/54W
initial/end module
inizio/fine fila
L = 1119 mm
M900K203DN

1+1x28/54W
Intermediate double length
intermedio doppia lunghezza
L = 2100 mm
M900K207DN

1x14/24W
initial/end module
inizio/fine fila
L = 519 mm
M900K201DN

Overlapping detail / *Dettaglio overlapping*

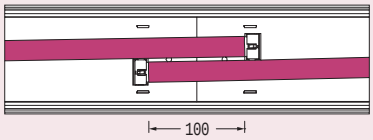

CONFIGURATION OF A CONTINUOUS ROW WITH SL.EVO FR
CONFIGURAZIONE DI UNA FILA CONTINUA SL.EVO FR

Appliance suitable for recessed installation; shown here in the frame version.
Apparecchio adatto all'installazione ad incasso qui mostrato nella versione frame con cornice.

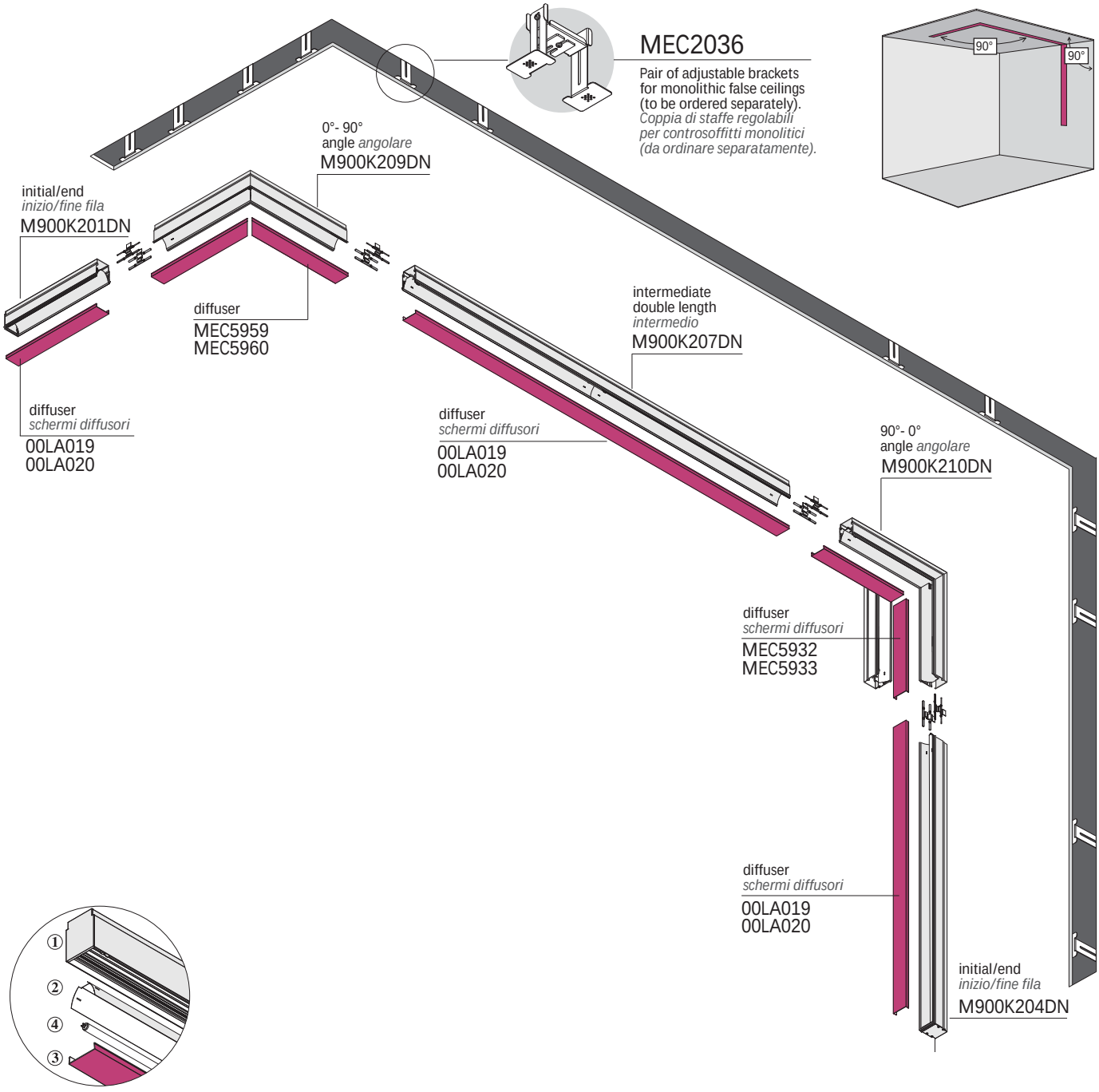

SL.EVO FR
single / *singolo*

1. Extruded aluminium unit with electrical harness, lampholder and end caps
   Estruso di alluminio con cablaggio, portalampada e testate di chiusura
2. Parabolic reflector
   Riflettore parabolico
3. Diffuser
   Schermo diffusore

To be ordered separately
da ordinare separatamente:

4. Linear fluorescent lamps
   Lampada fluorescente lineare

SL.EVO FR
continuous / *continuo*

1. Extruded aluminium unit with electrical harness, lampholder, end caps and linear connectors
   Estruso di alluminio con cablaggio, portalampada, testate di chiusura e giunti lineari
2. Parabolic reflector
   Riflettore parabolico

To be ordered separately
da ordinare separatamente:

1. Electrical through wiring
   Linea passante
4. *Linear fluorescent lamps*
   Lampade fluorescenti lineari
3. Diffusers / *Schermi diffusori*

STANDARD *BASE* | DN | embossed white RAL 9003 *bianco goffrato RAL 9003*

SL.EVO FR SINGLE

WALL RECESSED,
CEILING RECESSED
INCASSI PARETE,
INCASSI SOFFITTO

Satin finish PMMA diffuser for diffused light emission.
Schermo PMMA satinato per emissione luminosa diffusa.

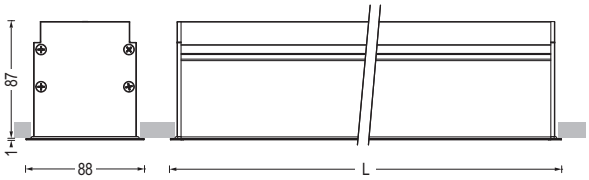

SL.EVO FR
frame recessed version
incasso con cornice

SL.EVO FR single - satin finish PMMA diffuser
SL.EVO FR singolo - PMMA satinato

CE IP20

Code *Codice*	Source Power *Potenza Sorgente*	Source *Sorgente*	Socket *Attacco*	D	DD	1E	L	A	H	Kg
M90LD201DN	1x14/24W	T5	G5	•	•		588	88	88	1,3
M90LD202DN	1x21/39W	T5	G5	•	•		888	88	88	2,2
M90LD203DN	1x28/54W	T5	G5	•	•	•	1188	88	88	2,9
M90LD204DN	1x35/49W	T5	G5	•	•	•	1488	88	88	3,6
M90LD205DN	1+1x28/54W	T5	G5	•	•	•	2238	88	88	5,2
M90LD206DN	1+1x35/49W	T5	G5	•	•	•	2838	88	88	6,4
M90LD207DN	1+1+1x28/54W	T5	G5	•	•	•	3288	88	88	8,2
M90LD208DN	1+1+1x35/49W	T5	G5	•	•	•	4188	88	88	10,1

Photometric data reference:
Fotometria di riferimento:
M90LD201DN

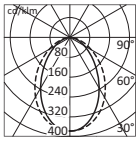

η 73%
UGR T < 20
UGR L < 22

Accessories included
Accessori inclusi

- satin finish PMMA diffuser
- end caps

- *Schermo PMMA satinato*
- *testate di chiusura*

Optional accessories
Accessori opzionali

- To see page 282
- *Vedere pagina 282*

WALL RECESSED,
CEILING RECESSED
INCASSI PARETE,
INCASSI SOFFITTO

Colourless methacrylate TXT diffuser with outer surface micro-textured with micro-pyramids to reduce levels of luminance in the upper angles of emission.
Schermo TXT in metacrilato incolore con superficie esterna micro-texturizzata a micropiramidi per la riduzione dei livelli di luminanza agli angoli di emissione superiori.

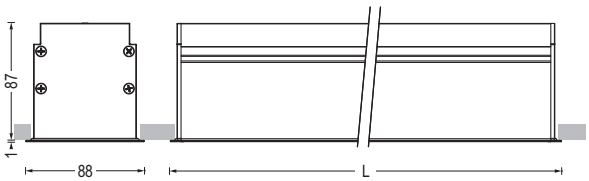

SL.EVO FR
frame recessed version
incasso con cornice

SL.EVO FR single - TXT diffuser
SL.EVO FR singolo - TXT

CE IP20

Code *Codice*	Source Power *Potenza Sorgente*	Source *Sorgente*	Socket *Attacco*	D	DD	1E	L	A	H	Kg
M90XD201DN	1x14/24W	T5	G5	•	•		588	88	88	1,3
M90XD202DN	1x21/39W	T5	G5	•	•		888	88	88	2,2
M90XD203DN	1x28/54W	T5	G5	•	•	•	1188	88	88	2,9
M90XD204DN	1x35/49W	T5	G5	•	•	•	1488	88	88	3,6
M90XD205DN	1+1x28/54W	T5	G5	•	•	•	2238	88	88	5,2
M90XD206DN	1+1x35/49W	T5	G5	•	•	•	2838	88	88	6,4
M90XD207DN	1+1+1x28/54W	T5	G5	•	•	•	3288	88	88	8,2
M90XD208DN	1+1+1x35/49W	T5	G5	•	•	•	4188	88	88	10,1

Photometric data reference:
Fotometria di riferimento:
M90XD201DN

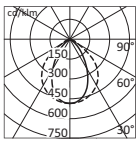

η 80%
UGR T < 17
UGR L < 20

Accessories included
Accessori inclusi

- TXT diffuser
- End caps

- *Schermo TXT*
- *Testate di chiusura*

Optional accessories
Accessori opzionali

- To see page 282
- *Vedere pagina 282*

Iván Mañero Clinic - Spain - Project: Arch. Diego Nakamatsu - Photo: ©Luis Hevia

STANDARD *BASE* | DN | embossed white RAL 9003 *bianco goffrato RAL 9003*

SL.EVO FR CONTINUOUS (PMMA/TXT DIFFUSER NOT INCLUDED)

WALL RECESSED,
CEILING RECESSED
INCASSI PARETE,
INCASSI SOFFITTO

Note: To be combined with PMMA diffuser cod. 00LA019 or TXT diffuser cod. 00LA020.
Nota: Da completare con schermo PMMA cod. 00LA019 o schermo TXT cod. 00LA020.

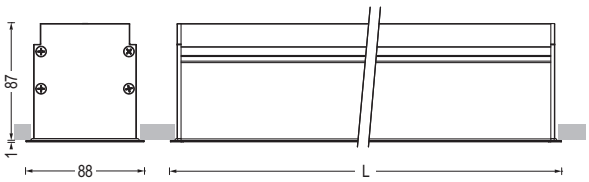

SL.EVO FR
frame recessed version
incasso con cornice

SL.EVO FR continuous - initial/end module
SL.EVO FR continuo - inizio/fine fila

CE IP20

Code *Codice*	Source Power *Potenza Sorgente*	Source *Sorgente*	Socket *Attacco*	D	DD	1E	L	A	H	Kg
M900K201DN	1x14/24W	T5	G5	•	•		519	88	88	1,1
M900K202DN	1x21/39W	T5	G5	•	•		819	88	88	2,1
M900K203DN	1x28/54W	T5	G5	•	•	•	1119	88	88	2,8
M900K204DN	1x35/49W	T5	G5	•	•	•	1419	88	88	3,5

Photometric data reference:
Fotometria di riferimento:
M900K201DN

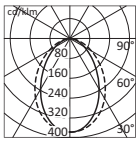

PMMA
η 73%
UGR T < 20
UGR L < 22

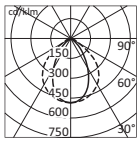

TXT
η 80%
UGR T < 17
UGR L < 20

Accessories included
Accessori inclusi

- End cap
- Linear connecting joint

- *Testata di chiusura*
- *Giunti di collegamento lineare*

Optional accessories
Accessori opzionali

- To see page 282
- *Vedere pagina 282*

WALL RECESSED,
CEILING RECESSED
INCASSI PARETE,
INCASSI SOFFITTO

Note: To be combined with PMMA diffuser cod. 00LA019 or TXT diffuser cod. 00LA020.
Nota: Da completare con schermo PMMA cod. 00LA019 o schermo TXT cod. 00LA020.



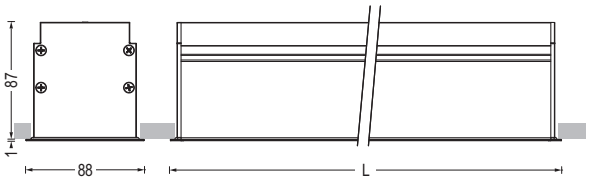

SL.EVO FR
frame recessed version
incasso con cornice

SL.EVO FR continuous - intermediate module
SL.EVO FR continuo - intermedio

CE IP20

Code *Codice*	Source Power *Potenza Sorgente*	Source *Sorgente*	Socket *Attacco*	D	DD	1E	L	A	H	Kg
M900K205DN	1x28/54W	T5	G5	•	•	•	1049	88	88	2,7
M900K206DN	1x35/49W	T5	G5	•	•	•	1349	88	88	3,4
M900K207DN	1+1x28/54W	T5	G5	•	•	•	2098	88	88	4,8
M900K208DN	1+1x35/49W	T5	G5	•	•	•	2698	88	88	6,1

Photometric data reference:
Fotometria di riferimento:
M900K205DN

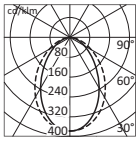

PMMA
η 73%
UGR T < 20
UGR L < 22

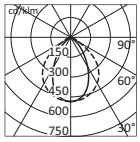

TXT
η 80%
UGR T < 17
UGR L < 20

Accessories included
Accessori inclusi

- Linear connecting joint

- *Giunti di collegamento lineare*

Optional accessories
Accessori opzionali

- To see page 282
- *Vedere pagina 282*

SL.EVO FR CONTINUOUS (PMMA/TXT DIFFUSER NOT INCLUDED)

WALL RECESSED,
CEILING RECESSED
INCASSI PARETE,
INCASSI SOFFITTO

Note: To be combined with
Kit PMMA diffusers or with
TXT diffusers for angular module.
Nota: Da completare con Kit schermi PMMA o TXT per moduli angolari.



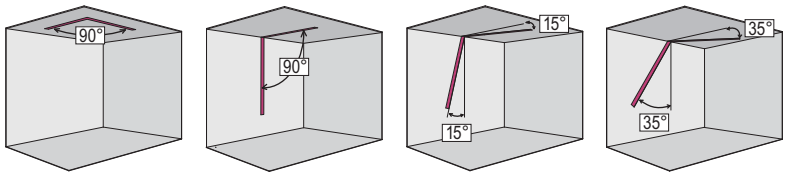

SL.EVO FR continuous - angular module
SL.EVO FR continuo - modulo angolare

CE IP20

Code *Codice*		Source Power *Potenza Sorgente*	Source *Sorgente*	Socket *Attacco*	D	DD	1E	L	A	H	Kg
M900K209DN	0°-90°	2x14/24W	T5	G5	•	•		618	618	88	2,6
M900K210DN	90°-0°	2x14/24W	T5	G5	•	•		658	658	88	2,6
M900K211DN	90°-15°	2x14/24W	T5	G5	•	•		661	661	88	2,6
M900K212DN	90°-35°	2x14/24W	T5	G5	•	•		665	665	88	2,6

Photometric data reference:
Fotometria di riferimento:
M900K209DN

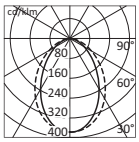

PMMA
η 73%
UGR T < 20
UGR L < 22

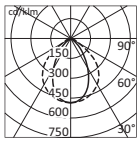

TXT
η 80%
UGR T < 17
UGR L < 20

Accessories included
Accessori inclusi

- Linear connecting joint
- *Giunti di collegamento lineare*

Optional accessories
Accessori opzionali

- To see page 282
- *Vedere pagina 282*



SL.EVO TR

DIMENSIONS (mm) / *DIMENSIONI (mm)*

SL.EVO TR

trimless recessed version
incasso trimless senza cornice

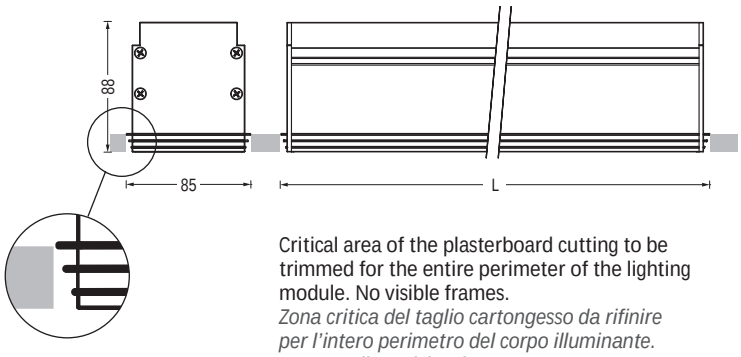

Critical area of the plasterboard cutting to be trimmed for the entire perimeter of the lighting module. No visible frames.
Zona critica del taglio cartongesso da rifinire per l'intero perimetro del corpo illuminante. Assenza di cornici a vista.

Note:
The height of the aluminium extruded unit allows the appliances to be recess mounted, on standard plasterboard walls and false ceilings with a minimum cavity of 87.5 mm.

Nota:
L'altezza dell'estruso di allumino permette il fissaggio degli apparecchi ad incasso su pareti e controsoffitti in cartongesso standard con intercapedine minima di 87,5 mm.

SL.EVO TR
single / *singolo*

version *versione*	source *sorgente*	L (mm)
1x14/24W	T5 G5	586
1x21/39W	T5 G5	886
1x28/54W	T5 G5	1186
1x35/49W	T5 G5	1486
Double length *Doppia lunghezza*		
1+1x28/54W	T5 G5	2236
1+1x35/49W	T5 G5	2836
Triple length *Tripla lunghezza*		
1+1+1x28/54W	T5 G5	3286
1+1+1x35/49W	T5 G5	4186

SL.EVO TR
continuous / *continuo*

version *versione*	source *sorgente*	L (mm)
Initial/End *Inizio/Fine fila*		
1x14/24W	T5 G5	518
1x21/39W	T5 G5	818
1x28/54W	T5 G5	1118
1x35/49W	T5 G5	1418
Intermediate single length *Intermedio monolunghezza*		
1x28/54W	T5 G5	1050
1x35/49W	T5 G5	1350
Intermediate double length *Intermedio doppia lunghezza*		
1+1x28/54W	T5 G5	2100
1+1x35/49W	T5 G5	2700

CONFIGURATION OF A CONTINUOUS ROW WITH SL.EVO TR AND TOTAL LENGTH OF 3736 mm
CONFIGURAZIONE DI UNA FILA CONTINUA SL.EVO TR CON LUNGHEZZA TOTALE PARI A 3736 mm

Continuous row consisting of initial/end modules and an intermediate double length module. The modules are connected using the included linear connectors. End caps included. Diffusers to be ordered separately. Overlapping of the fluorescent lamps guarantees uniform lighting.
Fila continua composta da moduli inizio/fine fila ed un modulo intermedo bilampada a doppia lunghezza. La giunzione dei moduli avviene tramite giunti lineari inclusi. Testate di chiusura incluse. Schermi diffusori da ordinare separatamente. La sovrapposizione delle lampade fluorescenti (overlapping) garantisce l'uniformità dell'illuminamento.

1x28/54W
initial/end module
inizio/fine fila
L = 1119 mm
M900K403DN

1+1x28/54W
Intermediate double length
intermedio doppia lunghezza
L = 2100 mm
M900K407DN

1x14/24W
initial/end module
inizio/fine fila
L = 519 mm
M900K401DN

Overlapping detail / *Dettaglio overlapping*

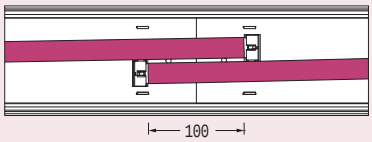

CONFIGURATION OF A CONTINUOUS ROW WITH SL.EVO TR
CONFIGURAZIONE DI UNA FILA CONTINUA SL.EVO TR

Appliance suitable for recessed installation; shown here in the trimless version.
Apparecchio adatto all'installazione ad incasso qui mostrato nella versione trimless senza cornice e lampade fluorescenti.

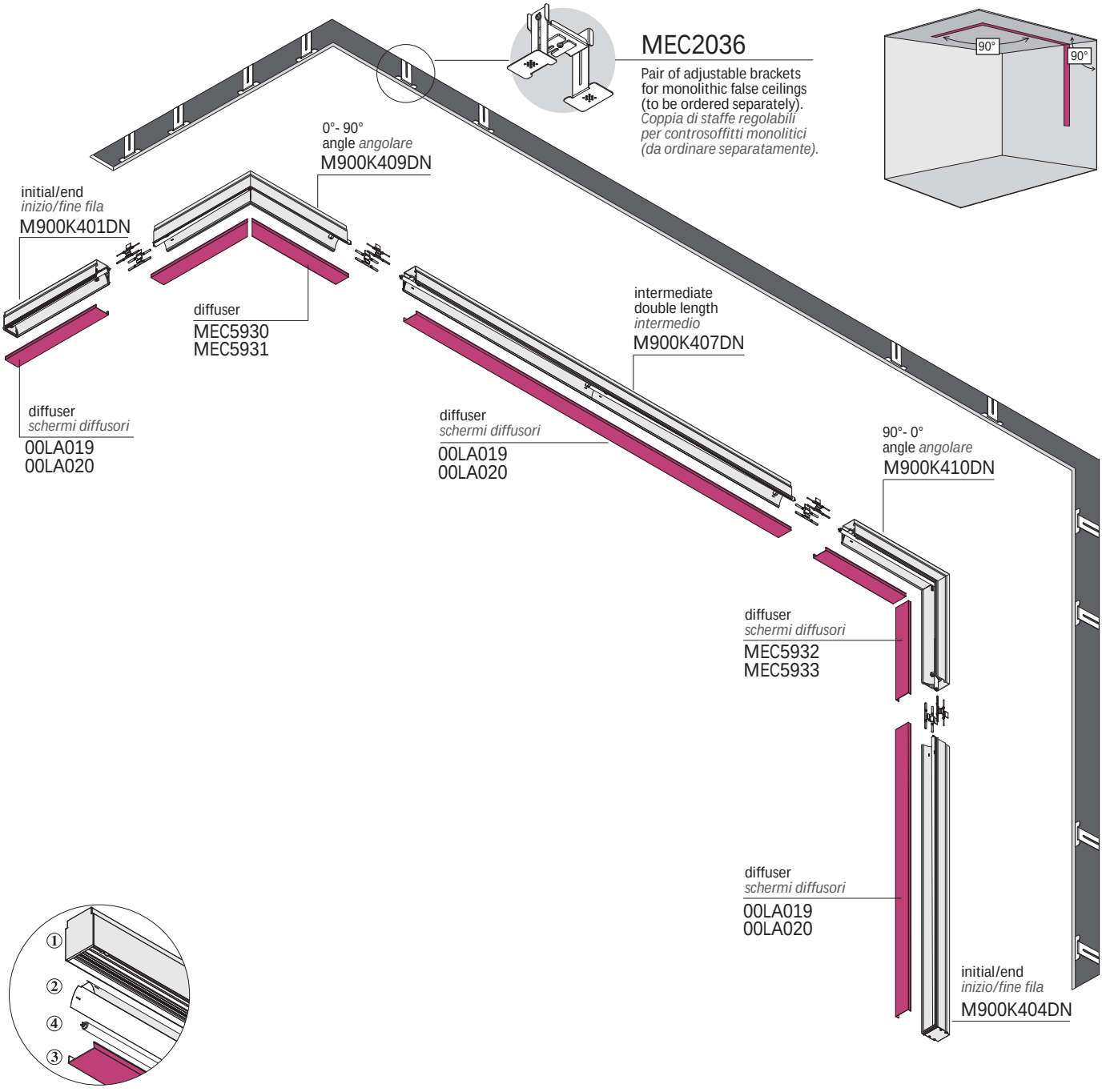

SL.EVO TR
single / *singolo*

1. Extruded aluminium unit with electrical harness, lampholder and end caps
   Estruso di alluminio con cablaggio, portalampada e testate di chiusura
2. Parabolic reflector
   Riflettore parabolico
3. Diffuser
   Schermo diffusore

To be ordered separately
da ordinare separatamente:

4. Linear fluorescent lamps
   Lampada fluorescente lineare

SL.EVO TR
continuous / *continuo*

1. Extruded aluminium unit with electrical harness, lampholder, end caps and linear connectors
   Estruso di alluminio con cablaggio, portalampada, testate di chiusura e giunti lineari
2. Parabolic reflector
   Riflettore parabolico

To be ordered separately
da ordinare separatamente:

1. Electrical through wiring
   Linea passante
4. *Linear fluorescent lamps*
   Lampade fluorescenti lineari
3. Diffusers / *Schermi diffusori*

STANDARD *BASE* | DN | embossed white RAL 9003 *bianco goffrato RAL 9003*

SL.EVO TR SINGLE

WALL RECESSED,
CEILING RECESSED
INCASSI PARETE,
INCASSI SOFFITTO

Satin finish PMMA diffuser for diffused light emission.
Schermo PMMA satinato per emissione luminosa diffusa.

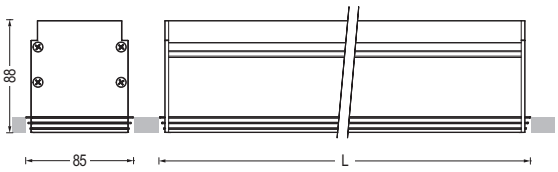

SL.EVO TR
trimless recessed version
incasso trimless senza cornice

SL.EVO TR single - satin finish PMMA diffuser
SL.EVO TR singolo - PMMA satinato

CE IP20

Code *Codice*	Source Power *Potenza Sorgente*	Source *Sorgente*	Socket *Attacco*	D	DD	1E	L	A	H	Kg
M90LD401DN	1x14/24W	T5	G5	•	•		586	85	88	1,3
M90LD402DN	1x21/39W	T5	G5	•	•		886	85	88	2,2
M90LD403DN	1x28/54W	T5	G5	•	•	•	1186	85	88	2,9
M90LD404DN	1x35/49W	T5	G5	•	•	•	1486	85	88	3,6
M90LD405DN	1+1x28/54W	T5	G5	•	•	•	2236	85	88	5,2
M90LD406DN	1+1x35/49W	T5	G5	•	•	•	2836	85	88	6,4
M90LD407DN	1+1+1x28/54W	T5	G5	•	•	•	3286	85	88	8,2
M90LD408DN	1+1+1x35/49W	T5	G5	•	•	•	4186	85	88	10,1

Photometric data reference:
Fotometria di riferimento:
M90LD401DN

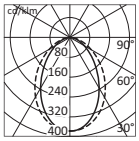

η 73%
UGR T < 20
UGR L < 22

Accessories included
Accessori inclusi

- satin finish PMMA diffuser
- End caps

- *Schermo PMMA satinato*
- *Testate di chiusura*

Optional accessories
Accessori opzionali

- To see page 282
- *Vedere pagina 282*

WALL RECESSED,
CEILING RECESSED
INCASSI PARETE,
INCASSI SOFFITTO

Colourless methacrylate TXT diffuser with outer surface micro-textured with micro-pyramids to reduce levels of luminance in the upper angles of emission.
Schermo TXT in metacrilato incolore con superficie esterna micro-texturizzata a micropiramidi per la riduzione dei livelli di luminanza agli angoli di emissione superiori.

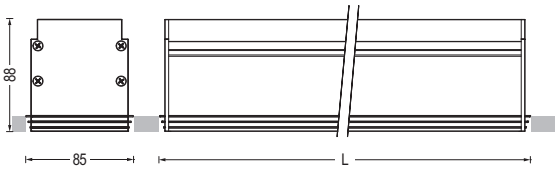

SL.EVO TR
trimless recessed version
incasso trimless senza cornice

SL.EVO TR single - TXT diffuser
SL.EVO TR singolo - TXT

CE IP20

Code *Codice*	Source Power *Potenza Sorgente*	Source *Sorgente*	Socket *Attacco*	D	DD	1E	L	A	H	Kg
M90XD401DN	1x14/24W	T5	G5	•	•		586	85	88	1,3
M90XD402DN	1x21/39W	T5	G5	•	•		886	85	88	2,2
M90XD403DN	1x28/54W	T5	G5	•	•	•	1186	85	88	2,9
M90XD404DN	1x35/49W	T5	G5	•	•	•	1486	85	88	3,6
M90XD405DN	1+1x28/54W	T5	G5	•	•	•	2236	85	88	5,2
M90XD406DN	1+1x35/49W	T5	G5	•	•	•	2836	85	88	6,4
M90XD407DN	1+1+1x28/54W	T5	G5	•	•	•	3286	85	88	8,2
M90XD408DN	1+1+1x35/49W	T5	G5	•	•	•	4186	85	88	10,1

Photometric data reference:
Fotometria di riferimento:
M90XD401DN

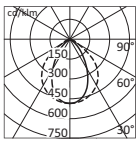

η 80%
UGR T < 17
UGR L < 20

Accessories included
Accessori inclusi

- TXT diffuser
- End caps

- *Schermo TXT*
- *Testate di chiusura*

Optional accessories
Accessori opzionali

- To see page 282
- *Vedere pagina 282*

Iván Mañero Clinic - Spain - Project: Arch. Diego Nakamatsu - Photo: ©Luis Hevia

STANDARD *BASE* | DN | embossed white RAL 9003 *bianco goffrato RAL 9003*

SL.EVO TR CONTINUOUS (PMMA/TXT DIFFUSER NOT INCLUDED)

WALL RECESSED,
CEILING RECESSED
INCASSI PARETE,
INCASSI SOFFITTO

Note: To be combined with PMMA diffuser cod. 00LA019 or TXT diffuser cod. 00LA020.
Nota: Da completare con schermo PMMA cod. 00LA019 o schermo TXT cod. 00LA020.



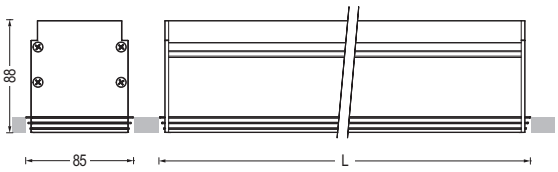

SL.EVO TR
trimless recessed version
incasso trimless senza cornice

SL.EVO TR continuous - initial/end module
SL.EVO TR continuo - inizio/fine fila

CE IP20

Code *Codice*	Source Power *Potenza Sorgente*	Source *Sorgente*	Socket *Attacco*	D	DD	1E	L	A	H	Kg
M900K401DN	1x14/24W	T5	G5	•	•		518	85	88	1,1
M900K402DN	1x21/39W	T5	G5	•	•		818	85	88	2,1
M900K403DN	1x28/54W	T5	G5	•	•	•	1118	85	88	2,8
M900K404DN	1x35/49W	T5	G5	•	•	•	1418	85	88	3,5

Photometric data reference:
Fotometria di riferimento:
M900K401DN

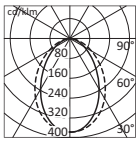

PMMA
η 73%
UGR T < 20
UGR L < 22

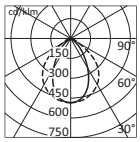

TXT
η 80%
UGR T < 17
UGR L < 20

Accessories included
Accessori inclusi

- End cap
- Linear connecting joint

- *Testata di chiusura*
- *Giunti di collegamento lineare*

Optional accessories
Accessori opzionali

- To see page 282
- *Vedere pagina 282*

WALL RECESSED,
CEILING RECESSED
INCASSI PARETE,
INCASSI SOFFITTO

Note: To be combined with PMMA diffuser cod. 00LA019 or TXT diffuser cod. 00LA020.
Nota: Da completare con schermo PMMA cod. 00LA019 o schermo TXT cod. 00LA020.

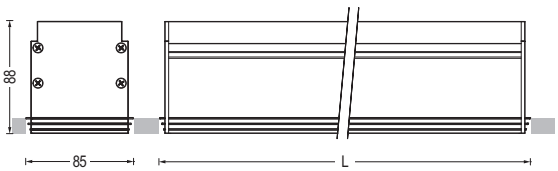

SL.EVO TR
trimless recessed version
incasso trimless senza cornice

SL.EVO TR continuous - intermediate module
SL.EVO TR continuo - intermedio

CE IP20

Code *Codice*	Source Power *Potenza Sorgente*	Source *Sorgente*	Socket *Attacco*	D	DD	1E	L	A	H	Kg
M900K405DN	1x28/54W	T5	G5	•	•	•	1049	85	88	2,7
M900K406DN	1x35/49W	T5	G5	•	•	•	1349	85	88	3,4
M900K407DN	1+1x28/54W	T5	G5	•	•	•	2098	85	88	4,8
M900K408DN	1+1x35/49W	T5	G5	•	•	•	2698	85	88	6,1

Photometric data reference:
Fotometria di riferimento:
M900K405DN

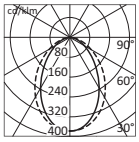

PMMA
η 73%
UGR T < 20
UGR L < 22

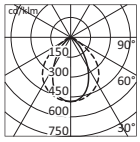

TXT
η 80%
UGR T < 17
UGR L < 20

Accessories included
Accessori inclusi

- Linear connecting joint

- *Giunti di collegamento lineare*

Optional accessories
Accessori opzionali

- To see page 282
- *Vedere pagina 282*

SL.EVO TR CONTINUOUS (PMMA/TXT DIFFUSER NOT INCLUDED)

WALL RECESSED,
CEILING RECESSED
INCASSI PARETE,
INCASSI SOFFITTO

Note: To be combined with Kit PMMA diffusers or with TXT diffusers for angular module.
Nota: Da completare con Kit schermi PMMA o TXT per moduli angolari.



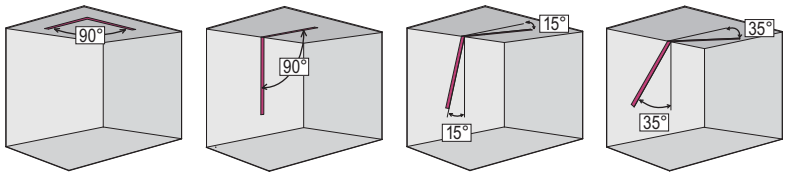

SL.EVO TR continuous - angular module
SL.EVO TR continuo - modulo angolare

CE IP20

Code *Codice*		Source Power *Potenza Sorgente*	Source *Sorgente*	Socket *Attacco*	D	DD	1E	L	A	H	Kg
M900K409DN	0°-90°	2x14/24W	T5	G5	•	•		616	616	88	2,6
M900K410DN	90°-0°	2x14/24W	T5	G5	•	•		658	658	88	2,6
M900K411DN	90°-15°	2x14/24W	T5	G5	•	•		661	661	88	2,6
M900K412DN	90°-35°	2x14/24W	T5	G5	•	•		665	665	88	2,6

Photometric data reference:
Fotometria di riferimento:
M900K409DN

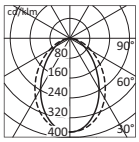

PMMA
η 73%
UGR T < 20
UGR L < 22

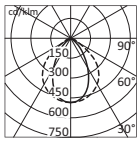

TXT
η 80%
UGR T < 17
UGR L < 20

Accessories included
Accessori inclusi

- Linear connecting joint
- *Giunti di collegamento lineare*

Optional accessories
Accessori opzionali

- To see page 282
- *Vedere pagina 282*

Iván Mañero Clinic - Spain - Project: Arch. Diego Nakamatsu - Photo: ©Luis Hevia

Optional accessories
Accessori opzionali

Optical
Ottica

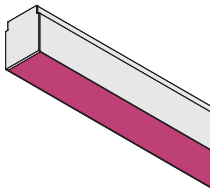

00LA019

Satin finish PMMA diffuser L=2871mm for continuous row.
Schermo PMMA satinato L=2871mm per moduli continui lineari.

00LA020

TXT diffuser L=2871mm for continuous row.
Schermo TXT L=2871mm per moduli continui lineari.

MEC5930

Satin finish PMMA diffuser Kit for 0°-90° angular module.
Kit Schermi in PMMA Satinato per Angolare 0°-90°.

MEC5931

TXT diffuser Kit for 0°-90° angular module.
Kit Schermi in TXT per Angolare 0°-90°.

Satin finish PMMA diffuser
Schermo PMMA satinato

TXT diffuser
Schermo TXT

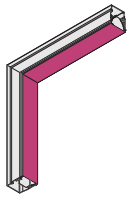

MEC5932

SL.EVO FR/TR
Satin finish PMMA diffuser Kit for 90°-0° angular module.
Kit Schermi in PMMA Satinato per Angolare 90°-0°.

MEC5933

SL.EVO FR/TR
TXT diffuser Kit for 90°-0° angular module.
Kit Schermi in TXT per Angolare 90°-0°.

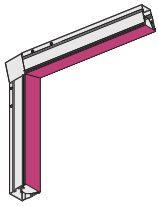

MEC5934

SL.EVO FR/TR
Satin finish PMMA diffuser Kit for 90°-15° angular module.
Kit Schermi in PMMA Satinato per Angolare 90°-15°.

MEC5935

SL.EVO FR/TR
TXT diffuser Kit for 90°-15° angular module.
Kit Schermi in TXT per Angolare 90°-15°.



MEC5936

SL.EVO FR/TR
Satin finish PMMA diffuser Kit for 90°-35° angular module.
Kit Schermi in PMMA Satinato per Angolare 90°-35°.

MEC5937

SL.EVO FR/TR
TXT diffuser Kit for 90°-35° angular module.
Kit Schermi in TXT per Angolare 90°-35°.

Through wiring for SL.EVO continuous and angular module
Linee passanti per SL.EVO continuo e angolare

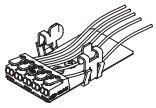

MEC5939

Through wiring 3x1,5mm² L=1200mm (for 14/24W 21/39W 28/54W) compatible with electronic ballast.
Linea Passante 3x1,5mm² L=1200mm (per 14/24W 21/39W 28/54W) compatibile con cablaggio elettronico.

MEC5940

Through wiring 3x1,5mm² L=1500mm (for 35/49W) compatible with electronic ballast.
SL.EVO continuo/angolare - Linea Passante 3x1,5mm² L=1500mm (per 35/49W) compatibile con cablaggio elettronico.



MEC5941

Through wiring 5x1,5mm² L=1200mm (for 14/24W 21/39W 28/54W) compatible with dimmable wiring.
Linea Passante 5x1,5mm² L=1200mm (per 14/24W 21/39W 28/54W) compatibile con cablaggio dimmerabile.

MEC5942

Through wiring 5x1,5mm² L=1500mm (for 35/49W) compatible with dimmable wiring.
SL.EVO continuo/angolare - Linea Passante 5x1,5mm² L=1500mm (per 35/49W) compatibile con cablaggio dimmerabile.

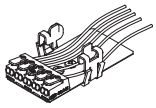

MEC5943

Through wiring 7x1,5mm² L=1200mm (for 14/24W 21/39W 28/54W) compatible with dimmable wiring and emergency kit.
Linea Passante 7x1,5mm² L=1200mm (per 14/24W 21/39W 28/54W) compatibile con cablaggio dimmerabile e kit emergenza.

MEC5944

Through wiring 7x1,5mm² L=1500mm (for 35/49W) compatible with dimmable wiring and emergency kit.
SL.EVO continuo/angolare - Linea Passante 7x1,5mm² L=1500mm (per 35/49W) compatibile con cablaggio dimmerabile e kit emergenza.

Mounting
Montaggio

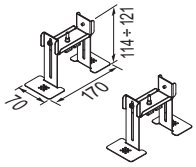

MEC2036

Pair of brackets for load bearing false-ceilings (2 pcs.).
Coppia di staffe regolabili per controsoffitti monolitici (2 pz.).

Iván Mañero Clinic - Spain - Project: Arch. Diego Nakamatsu - Photo: ©Luis Hevia

SL.EVO LED RETAIL

Tipology / *Tipologia*

SUSPENSION *SOSPENSIONE*	SL.EVO LED RETAIL, uniformity and architectural lighting quality with the performance of lighting systems for commercial areas.The line that draws the architecture with light, redesigned as RETAIL version to become a linear profile easy to install and with increased luminous flux for illuminating large sales areas. *La linea che disegna l'architettura con la luce, riprogettata in versione RETAIL per diventare un profilo lineare facile da installare e con flusso luminoso potenziato per illuminare grandi aree di vendita.* *SL.EVO LED RETAIL, l'uniformità e la qualità luminosa dell'illuminazione architetturale, le performance dei sistemi luminosi per aree commerciali.*
ENVIRONMENTS *CONTESTI*	Retail areas *Vendita e commercio*

Colours / *Colori*

STANDARD / *BASE*	Embossed white RAL 9003 / *Bianco goffrato RAL 9003*

Characteristics / *Caratteristiche*

CONSTRUCTION *COSTRUZIONE*	Housing consisting of powder-coated extruded aluminium unit. Aluminium end caps painted in the same colour as the housing. *Struttura in estruso di alluminio verniciato a polvere. Testate in alluminio verniciato a polvere dello stesso colore della struttura.*
OPTICAL SYSTEM *SISTEMA OTTICO*	Colourless methacrylate TXT diffuser with outer surface micro-textured with micro-pyramids to reduce levels of luminance in the upper angles of emission. Satin finish PMMA diffuser for diffused light emission. *Schermo TXT in metacrilato incolore con superficie esterna micro-texturizzata a micropiramidi per la riduzione dei livelli di luminanza agli angoli di emissione superiori.* *Schermo PMMA satinato per emissione luminosa diffusa.*
SOURCES / *SORGENTI*	LED CRI>80 MacAdam 2
LIFETIME (LED VERSIONS)	50.000h L80B50 (Ta=25°C)
WIRING *CABLAGGIO ELETTRICO*	Electrical harness wired for 220-240V-AC 50-60Hz power supply. 2.5 mm² LTNXX terminal block. Electronic ballast. 5x1.5 mm² internal through Wiring with fast connector. DALI on request. *Cablaggio elettrico alimentato a 220-240V-AC 50-60Hz. Morsettiera LTNXX 2,5 mm². Alimentatore elettronico.* *Cablaggio passante interno 5x1,5 mm². Connettori fast. DALI a richiesta.*
STANDARDS / *NORME* DIRECTIVES / *DIRETTIVE*	To see page/*Vedere pagina* 339

SL.EVO LED RETAIL

SUSPENSION
SOSPENSIONE



SL.EVO LED RETAIL (3000K)

CE IP20

Code *Codice*	System Power *Potenza Sistema*	Source *Sorgente*	Output flux *Flusso uscente*	D DD 1E	L
T900L50...DN	41W	LED	4243 lm	•	1122
T900L51...DN	82W	LED	8486 lm	•	2244

Photometric data reference:
Fotometria di riferimento:
T900L50...DN

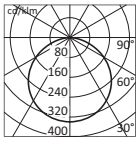

η 100%
UGR T < 26
UGR L < 26

Accessories included
Accessori inclusi

- Satin finish PMMA or TXT diffuser
- LED sources
- Suspension kit
- Internal through wiring (5 or 7 poles)

- *Schermo PMMA satinato o TXT*
- *Sorgenti LED*
- *Kit sospensione*
- *Cablaggio passante interno (5 o 7 poli)*

Optional accessories
Accessori opzionali

MEC6302...DN
Continuous line completion kit
(End caps + initial connector)

MEC6302...DN
Kit completamento fila continua
(Testate di chiusura + connettore iniziale)

Optional version
Versione opzionale

High flux version 120 lm/W on request
Versione alto flusso 120 lm/W a richiesta

48W - 5800 lm OUT @ 3000K
96W - 11600 lm OUT @ 3000K

RATIONAL DESIGN, EXCELLENCE IN LIGHT / *CONCRETEZZA COSTRUTTIVA, ECCELLENZA APPLICATIVA*



HALF INSTALLATION COST / *COSTO D'INSTALLAZIONE DIMEZZATO*

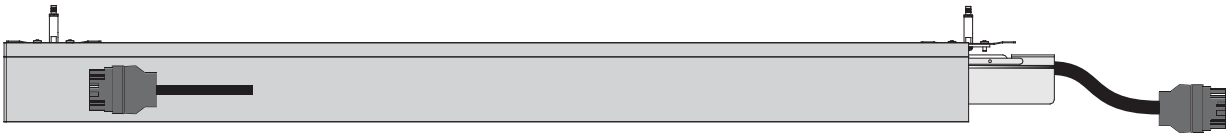

Plug&Play device, no need to lay any cables all along the installation-line. After completing the suspension and the wiring of the first module, it will need just to insert the next one in the specific guides to ensure the alignment. The simply connection of the rapid-connector guarantees the proper electrical looping. The product is then closed and it remains protected by dust all along its length.
Apparecchio plug&play, non è necessario tirare i cavi lungo tutta la linea. Dopo la sospensione e il cablaggio del primo apparecchio, basta inserire il successivo nelle apposite guide per ottenere l'allineamento. Il semplice innesto del connettore rapido assicura il collegamento elettrico in looping. Il prodotto viene poi chiuso e rimane protetto contro la polvere lungo tutta la sua lunghezza.



In order to make a proper maintenance it is possible to remove the cover. The device anchor points to make the suspension, are slidable to be placed in correspondence with the existing fixing points on ceiling and are equipped by fine adjusters.
La copertura è rimovibile in caso di manutenzione. I punti di fissaggio a sospensione dotati di regolatore millimetrico sono scorrevoli e possono essere posizionati in corrispondenza dei punti di fissaggio esistenti.

LIGHT DIFFUSION BALANCED AND HOMOGENEOUS / *DIFFUSIONE LUMINOSA BILANCIATA ED OMOGENEA*

Photometry suitable for a homogeneous illumination of shelves and corridors.
Fotometria adatta per un'illuminazione omogenea di scaffali e corridoi.

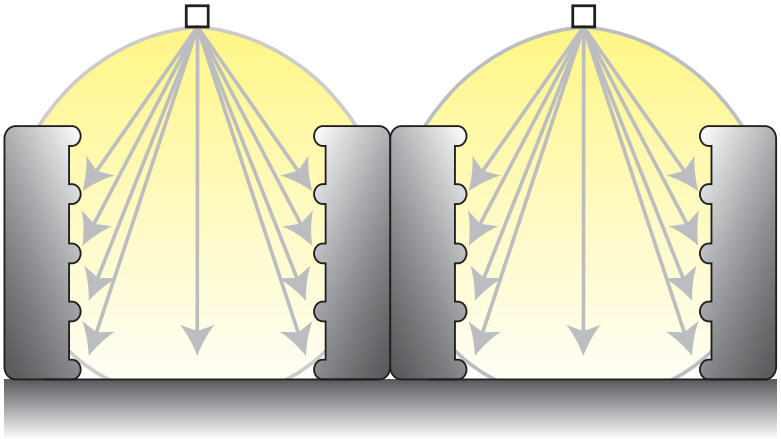

HOW TO REQUEST SL.EVO LED RETAIL / *COME RICHIEDERE SL.EVO LED RETAIL*

Choose one code in the table.
Scegli un codice in tabella.

Specify if: / *Indicare se:*
1) 3000K/4000K
2) standard/high flux
3) elettronic/DALI
4) PMMA/TXT

Availability, price and MOQ are defined according to the project. *Disponibilità, prezzo e MOQ vengono definiti in base al progetto.*



EffeMarket Lissone - Italia - Project: P.C. Project

SL.EVO LED IP54

Tipology / *Tipologia*

SUSPENSION *SOSPENSIONE*	The versatility of SL.EVO is completed with the IP54 version, protected against dust and splashing water protected for sheltered outdoor areas. The lightness of one of the linear systems at the top efficiency level on the market now becomes a solid character element, designed to ensure performance and reliability even in extreme environmental conditions. *La versatilità applicativa di SL.EVO si completa con la versione IP54, protetta contro polvere e spruzzi d'acqua per gli spazi esterni protetti.* *La leggerezza formale di uno tra i sistemi lineari ai massimi livelli di efficienza sul mercato diventa ora un elemento dal carattere solido, progettato per garantire performance e affidabilità anche a condizioni ambientali estreme.*
ENVIRONMENTS *CONTESTI*	Façades and architectural works, wellness, hallway, leisure areas, retail areas, industrial areas, places of worship *Facciate e architetture, wellness, spazi d'accesso, intrattenimento, vendita e commercio, industria, luoghi di culto*

Colours / *Colori*

STANDARD / *BASE*	Body: Anodized aluminium / *Corpo: Alluminio anodizzato* End caps: Painted / *Testate: Verniciate*

Characteristics *Caratteristiche*

CONSTRUCTION *COSTRUZIONE*	Natural anodised extruded aluminium structure. Die-cast aluminium end caps. *Struttura in estruso di alluminio anodizzato naturale. Testate in pressofusione di alluminio.*
SOURCES / *SORGENTI*	LED CRI>80 MacAdam 2
LIFETIME (LED VERSIONS)	50.000h L80B50 (Ta=25°C)
STANDARDS / *NORME* DIRECTIVES / *DIRETTIVE*	To see page/*Vedere pagina* 339

SL.EVO IP54 structure has an high-dissipating capability, the HEAT version is able to work till 60° ambient temperature.
Struttura ad alto potere dissipante, in versione HEAT può funzionare fino a 60°C ambiente.

SL.EVO LED IP54

SUSPENSION
SOSPENSIONE

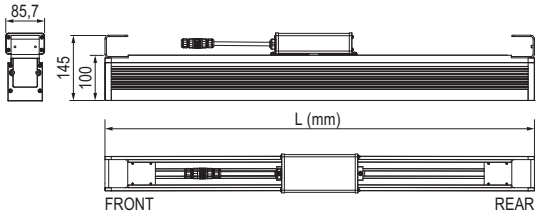

SL.EVO LED IP54 (3000K)

IP54

Code *Codice*	System Power *Potenza Sistema*	Source *Sorgente*	Output flux *Flusso uscente*	D DD 1E	L
T90CA...1	21W	4 LED engine	1780 lm		1156
T90CA...2	45W	8 LED engine	3560 lm		2276

Photometric data reference:
Fotometria di riferimento:
T90CA...1

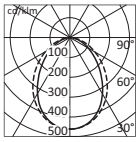

η 100%
UGR T < 19
UGR L < 23

PRODUCT PLUS / *PLUS DI PRODOTTO*

- Aggregated row
- IP rating junction box available

- *Fila aggregata*
- *Box di connessione IP disponibile*

Availability, price and MOQ are defined according to the project.
Disponibilità, prezzo e MOQ vengono definiti in base al progetto.

SL.EVO LED RADIUS

Tipology / ***Tipologia***

CEILING RECESSED
INCASSI SOFFITTO

SL.EVO threads its linear form around angles and surfaces within a space creating a web of light, turning the visitor into an explorer. The minimal design affords a total-light effect providing outstanding visual comfort with reductions in luminance levels in upper emission corners and efficiency levels Up to 115lm/W. By using Radius, the line reveals a new shape, the innovation that speaks the same language of Architecture, emphasising its features
SL.EVO è il filo che raccoglie i volumi in un intreccio simbolico, dove il percorso diviene una ragnatela di luce e il visitatore un esploratore dello spazio. Il design minimale garantisce un effetto tutta luce e un notevole comfort visivo con riduzione dei livelli di luminanza agli angoli di emissione superiori ed efficienze fino a 115lm/W. Con RADIUS la linea rivela una nuova forma, l'innovazione che esalta i nuovi significati dell'architettura.

ENVIRONMENTS
CONTESTI

Wellness, hallway, conference hall, art and culture, office, leisure areas, retail areas, study areas
Wellness, spazi d'accesso, sale conferenze, arte e cultura, ufficio, intrattenimento, vendita e commercio

Colours / ***Colori***

STANDARD / *BASE*
Embossed white RAL 9003 / *Bianco goffrato RAL 9003*

VARIANT / *VARIANTE*
Semi-bright aluminium RAL 9006 / *Alluminio semilucido RAL 9006*

Availability, price and MOQ are defined according to the project.
Disponibilità, prezzo e MOQ vengono definiti in base al progetto.

Maximum freedom thanks to angles and curves
Massima libertà grazie ad angoli e curve

Range extension within all the installation typologies
Estensione gamma per tutte le tipologie di installazione

Emphasize the outlines of modern architecture
Enfatizzare i contorni di architettura moderna

Efficiency up to 110lm/W
Efficienza fino a 110lm/W

Possibility to create geometry with no angles
Possibilità di creare geometria senza angoli

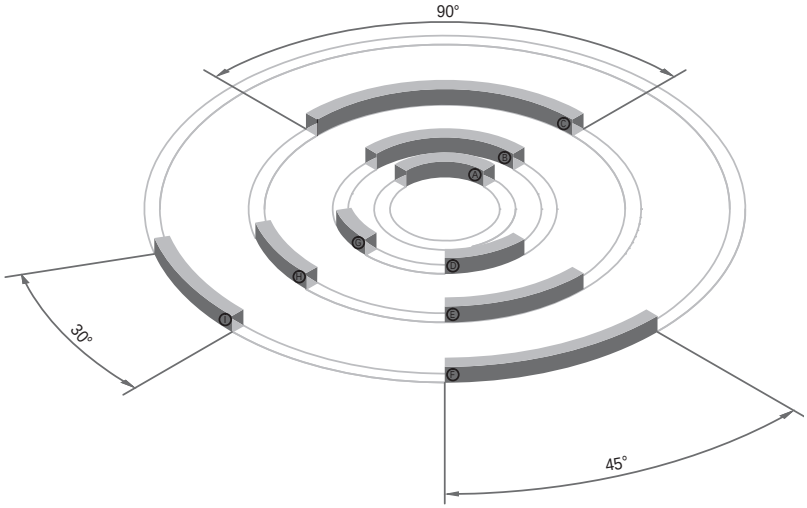

VICELIGHT

Toy Museum - Italy - Project: 5+1AA - Alfonso Femia, Gianluca Peluffo - Photo: ©Giuseppe Maritati

VICELIGHT

DESIGN BY CIBIC & PARTNERS

Tipology / *Tipologia*

EMERGENCY
CEILING
CEILING RECESSED
EMERGENZA
PLAFONE
INCASSI SOFFITTO

VICELIGHT is a range of sign lighting fixtures that provide safety and orientation lighting. The range also has a sober design that combines perfectly with modern architecture. Reliable in the event of an emergency, the almost ethereal design and materials make it an excellent solution for sign lighting. In all installation variations, VICELIGHT makes the most of the efficiency of LED light sources: minimal maintenance, reduced power consumption, long life.
VICELIGHT è una gamma di apparecchi segnaletici che oltre a fornire luce di sicurezza e orientamento, si fondono con grande sobrietà nelle architetture moderne. Affidabile in caso di emergenza, i suoi materiali e il suo design quasi etereo, lo rendono una soluzione brillante per l'Illuminazione di segnalazione. In tutte le sue varianti di montaggio VICELIGHT sfrutta al massimo l'efficienza delle sorgenti LED: manutenzione minima, consumi ridotti, lunga durata nel tempo.

ENVIRONMENTS / *CONTESTI*

hallway, conference hall, art and culture, office, retail areas, industrial areas, study areas, places of worship, health care
spazi d'accesso, sale conferenze, arte e cultura, ufficio, vendita e commercio, industria, studio ed educazione, luoghi di culto, ospedali

Colours / *Colori*

STANDARD / *BASE*
White RAL 9003 / *Bianco RAL 9003*

VARIANT / *VARIANTE*
Semi-bright aluminium RAL 9006 / *Alluminio semilucido RAL 9006*

Characteristics / *Caratteristiche*

CONSTRUCTION / *COSTRUZIONE*
Box and accessories made of assembled and TIG welded steel, powder-coated.
Box esterno e accessori in acciaio assemblato e saldato a TIG, verniciato a polvere.

OPTICAL SYSTEM / *SISTEMA OTTICO*
PMMA diffuser made of 15 mm thick transparent crystal methacrylate for light refraction and vertical emission. Complete with stencilled pictograms for sign and safety lighting.
Schermo PMMA in metacrilato trasparente cristallo per la rifrazione e la trasmissione verticale della luce, spessore 15 mm. Completo di pittogramma serigrafato per l'illuminazione di segnalazione e segnalazioni di sicurezza.

SOURCES / *SORGENTI*
LED CRI>80 MacAdam 3

LIFETIME
50.000h L80B50 (Ta=25°C)

WIRING / *CABLAGGIO ELETTRICO*
Electrical harness wired for 220-240V-AC 50-60Hz. 2.5 mm² LTN irreversible quick coupling plug/socket. Electronic ballast.
Cablaggio elettrico alimentato a 220-240V-AC 50-60Hz. Connettore ad innesto rapido M/F irreversibile 2.5mm². Alimentatore elettronico.

STANDARDS / *NORME*
DIRECTIVES / *DIRETTIVE*
To see page/*Vedere pagina* 339

VICELIGHT

CEILING
PLAFONE

CEILING RECESSED
INCASSO A SOFFITTO

ceiling / recessed
plafone / incasso

WALL MOUNTED
PARETE

orthogonal wall mounting
parete ortogonale

parallel wall mounting
parete parallela

Fratelli Cosulich S.P.A. Headquarters - Italy - Project: Architetti Antonella Pugno e Paolo Lanfranchi - Photo: ©Matteo Cosulich

STANDARD *BASE*	AE	white RAL 9003 *bianco RAL 9003*
VARIANT *VARIANTE*	CH	semi-bright aluminium RAL 9006 *alluminio semilucido RAL 9006*

Vicelight ceiling/recessed

EMERGENCY, CEILING, CEILING RECESSED
EMERGENZA, PLAFONE, INCASSI SOFFITTO

PMMA diffuser made of 15 mm thick transparent crystal methacrylate for light refraction and vertical emission. Complete with stencilled pictograms for sign and safety lighting.
Schermo PMMA in metacrilato trasparente cristallo per la rifrazione e la trasmissione verticale della luce, spessore 15 mm.
Completo di pittogramma serigrafato per l'illuminazione di segnalazione e segnalazioni di sicurezza.

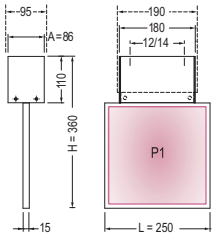

Vicelight
Sign luminaires with single diffuser
Monoschermo per segnalazione

CE IP40

Code *Codice*	Source Power *Potenza Sorgente*	Source *Sorgente*	L	A	H	Kg
T40D01A0A - - - AE	0,7W	LED	250	86	360	3,0

Vicelight
Safety sign luminaires always on with single diffuser
Monoschermo per segnalazione di sicurezza S.A.

CE IP40

Code *Codice*	Source Power *Potenza Sorgente*	Source *Sorgente*	L	A	H	Kg
ET40D03A0A - - - AE	0,7W	LED	250	86	360	3,3

Optional accessoires
Accessori opzionali

Mounting
Montaggio

Surface mounting into openable modular false ceilings
Installazione a plafone su controsoffitti modulari ispezionabili

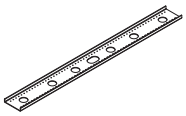

MEC1251AE

False-ceiling reinforcement kit, L=596mm.
Kit con profilo di rinforzo per controsoffitto, L=596mm.

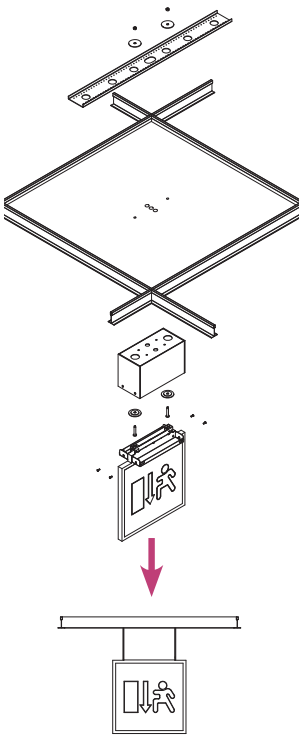

Recessed mounting with border frame
Installazione ad incasso con telaio e cornice coprifilo

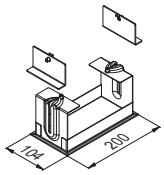

MEC1155AE

Recessed mounting framing kit for single-diffuser BOX with a pair of support brackets and border frame.
Kit telaio per incasso BOX Mono-schermo con cornice coprifilo e coppia di staffe di sostegno.

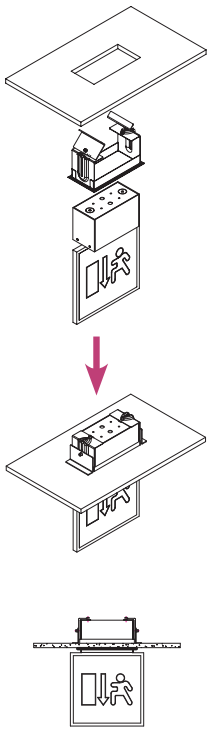

Vicelight is fixed into frameless solid or plastered cardboard false ceilings, with a pair of brackets assembled to the recessed-mounting frame block MEC1155AE.
Vicelight in cartongesso o soffitto monolitico privo di struttura, viene sostenuto con una coppia di staffe abbinate al telaio per incasso MEC1155AE.

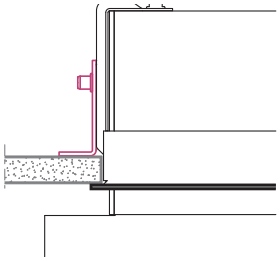

longitudinal section
sezione longitudinale

Check the capacity of the false-ceiling area holding luminaire beforehand.
Verificare preventivamente la tenuta della zona di controsoffitto interessata dall'apparecchio.

Recessed mounting without border frame
installazioni ad incasso con telaio senza cornice coprifilo

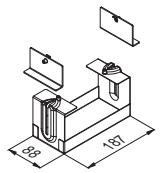

MEC1254AE

Recessed mounting framing kit for single-diffuser BOX with a pair of support brackets but without border frame.
Kit telaio per incasso BOX Mono-schermo senza cornice coprifilo e coppia di staffe di sostegno.

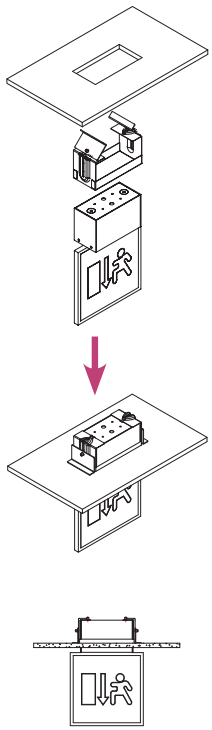

Vicelight is fixed into frameless solid or plastered cardboard false ceilings, with a pair of brackets assembled to the recessed-mounting frame block MEC1254AE.
Vicelight in cartongesso o soffitto monolitico privo di struttura viene sostenuto con una coppia di staffe abbinate al telaio per incasso MEC1254AE.

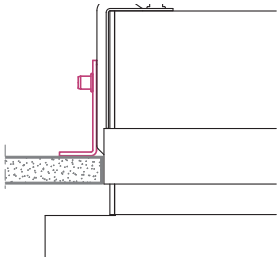

longitudinal section
sezione longitudinale

Check the capacity of the false-ceiling area holding luminaire beforehand.
Verificare preventivamente la tenuta della zona di controsoffitto interessata dall'apparecchio.

STANDARD *BASE*	AE	white RAL 9003 *bianco RAL 9003*
VARIANT *VARIANTE*	CH	semi-bright aluminium RAL 9006 *alluminio semilucido RAL 9006*

Vicelight orthogonal wall mounting

EMERGENCY,
WALL MOUNTED
EMERGENZA, PARETE

PMMA diffuser made of 15 mm thick transparent crystal methacrylate for light refraction and vertical emission. Complete with stencilled pictograms for sign and safety lighting.
Schermo PMMA in metacrilato trasparente cristallo per la rifrazione e la trasmissione verticale della luce, spessore 15 mm.
Completo di pittogramma serigrafato per l'illuminazione di segnalazione e segnalazioni di sicurezza.

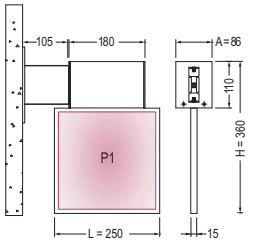

Vicelight
Sign luminaires with single diffuser
Monoschermo per segnalazione

CE IP40

Code *Codice*	Source Power *Potenza Sorgente*	Source *Sorgente*	L	A	H	Kg
T40D01A0B - - - AE	0,7W	LED	285	86	360	2,9

Vicelight
Safety sign luminaires always on with single diffuser
Monoschermo per segnalazione di sicurezza S.A.

CE IP40

Code *Codice*	Source Power *Potenza Sorgente*	Source *Sorgente*	L	A	H	Kg
ET40D03A0B - - - AE	0,7W	LED	285	86	360	3,3

EMERGENCY,
WALL MOUNTED
EMERGENZA, PARETE

PMMA diffuser made of 15 mm thick transparent crystal methacrylate for light refraction and vertical emission. Complete with stencilled pictograms for sign and safety lighting.
Schermo PMMA in metacrilato trasparente cristallo per la rifrazione e la trasmissione verticale della luce, spessore 15 mm.
Completo di pittogramma serigrafato per l'illuminazione di segnalazione e segnalazioni di sicurezza.

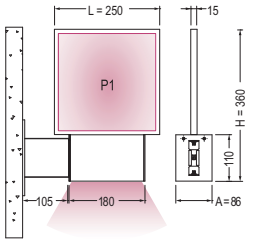

Vicelight
Escape safety sign luminaires with single diffuser for direct/indirect emission
Monoschermo diretto/indiretto per illuminazione e segnalazione di sicurezza per l'esodo

CE IP40

Code *Codice*	Source Power *Potenza Sorgente*	Source *Sorgente*	L	A	H	Kg
ET40F11A2B - - - AE	2x0,7W	LED	285	86	360	3,4

Optional accessoires
Accessori opzionali

Single-diffuser BOX orthogonal wall mounting.
Fissaggio a parete ortogonale per BOX Mono-schermo.

Mounting
Montaggio

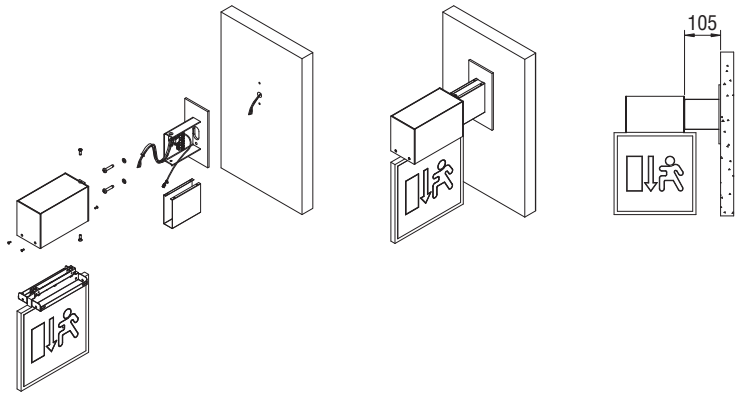

MEC1097AE
Single-diffuser BOX orthogonal wall mounting kit.
Kit di fissaggio a parete ortogonale per BOX Mono-schermo.

STANDARD *BASE*	○ AE	white RAL 9003 *bianco RAL 9003*
VARIANT *VARIANTE*	● CH	semi-bright aluminium RAL 9006 *alluminio semilucido RAL 9006*

Vicelight parallel wall mounting

EMERGENCY,
WALL MOUNTED
EMERGENZA, PARETE

PMMA diffuser made of 15 mm thick transparent crystal methacrylate for light refraction and vertical emission. Complete with stencilled pictograms for sign and safety lighting.
Schermo PMMA in metacrilato trasparente cristallo per la rifrazione e la trasmissione verticale della luce, spessore 15 mm.
Completo di pittogramma serigrafato per l'illuminazione di segnalazione e segnalazioni di sicurezza.

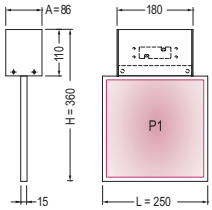

Vicelight
Sign luminaires with single diffuser
Monoschermo per segnalazione

CE IP40

Code *Codice*	Source Power *Potenza Sorgente*	Source *Sorgente*	L	A	H	Kg
T40D01A0C - - - AE	0,7W	LED	250	86	360	2,9

Vicelight
Safety sign luminaires always on with single diffuser
Monoschermo per segnalazione di sicurezza S.A.

CE IP40

Code *Codice*	Source Power *Potenza Sorgente*	Source *Sorgente*	L	A	H	Kg
ET40D03A0C - - - AE	0,7W	LED	250	86	360	3,3

EMERGENCY,
WALL MOUNTED
EMERGENZA, PARETE

PMMA diffuser made of 15 mm thick transparent crystal methacrylate for light refraction and vertical emission. Complete with stencilled pictograms for sign and safety lighting.
Schermo PMMA in metacrilato trasparente cristallo per la rifrazione e la trasmissione verticale della luce, spessore 15 mm.
Completo di pittogramma serigrafato per l'illuminazione di segnalazione e segnalazioni di sicurezza.

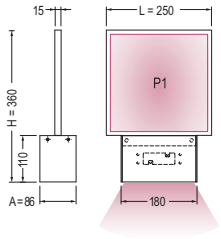

Vicelight
Escape safety sign luminaires with single diffuser for direct/indirect emission
Monoschermo diretto/indiretto per illuminazione e segnalazione di sicurezza per l'esodo

CE IP40

Code *Codice*	Source Power *Potenza Sorgente*	Source *Sorgente*	L	A	H	Kg
ET40F11A2C - - - AE	2x0,7W	LED	250	86	360	3,2

Optional accessoires
Accessori opzionali

Single-diffuser BOX parallel wall mounting.
Fissaggio a parete con staffa ortogonale.

Mounting
Montaggio

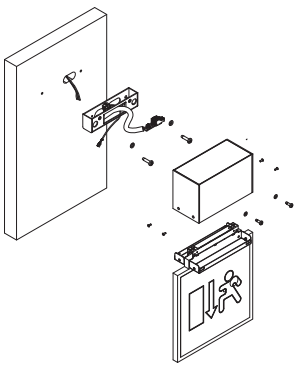

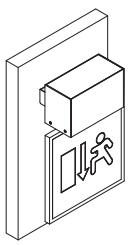

MEC1098AE

Single-diffuser BOX parallel wall mounting.
Kit di fissaggio parallelo a parete per BOX Mono-schermo.

SELECTING THE PICTOGRAMS / *SCELTA PITTOGRAMMI*

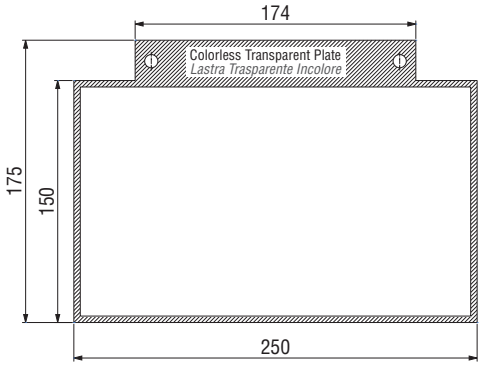

The diagram shows the installation options for a pictogram selected from either the "Safety Sign" or "Sign" series.
The same pictogram is suitable for the entire range of luminaires. Just specify the identification number of the pictogram at the end of the luminaire code.
The identification number should be preceded by the letter "E" if the pictogram belongs to the Safety Sign series (graphics on solid background, colours complying with current standards) or "S" if it belongs to the Sign series (graphics on clear background).
Add the pictogram ID number at the end of the luminaire code.
Please note that pictograms belonging to the Safety Sign series comply with the standards on safety warnings UNI EN 7010 and related as to shape, size and colours.
Thus, they should be used exclusively in the Escape and Safety Sign luminaries for permanent (S.A.) lighting (see specifications in the "Electrical harness" paragraph).
Other graphic symbols can be approved by our Technical/Commercial Departments upon request and after careful survey in terms of standards, colours and size.

Lo schema illustra le possibili applicazioni del pittogramma prescelto tra le due serie standard proposte: per "Segnalazioni di Sicurezza" e di sola "Segnalazione".
Lo stesso pittogramma è idoneo per tutta la gamma di apparecchi e si richiede solo di specificarne in coda al codice articolo il numero identificativo preceduto dalla lettera "E" se si tratta di Segnalazioni di Sicurezza *(segno grafico su sfondo pieno con colori a norma) o dalla lettera "S" se fa parte della serie Segnalazione (segno grafico su sfondo trasparente).*
Determinato il codice dell'apparecchio, si dovrà assegnare il suffisso relativo al pittogramma da installare La serie di pittogrammi per Segnalazioni di Sicurezza ha caratteristiche che rispettano le prescrizioni delle norme sui segnali di sicurezza UNI EN 7010 e correlate per forma, dimensioni e colori. Utilizzare, quindi, questa serie esclusivamente negli apparecchi per Segnalazioni di Sicurezza *e Segnalazione di Sicurezza per l'Esodo, predisposti per il funzionamento S.A.*
Altri segni grafici su richiesta potranno essere avvallati dall'Ufficio Tecnico/ Commerciale dopo un'attenta disamina delle loro caratteristiche normative, cromatiche e dimensionali.

"SAFETY SIGN" PICTOGRAMS TYPE E / *PITTOGRAMMI TIPO E PER "SEGNALAZIONI DI SICUREZZA"*

E004
Path to emergency exit on the right
Percorso verso Uscita di Sicurezza a destra

E005
Path to emergency exit on the left
Percorso verso Uscita di Sicurezza a sinistra



E006
Path to emergency exit downwards
Percorso verso Uscita di Sicurezza in basso

"SIGN" PICTOGRAMS TYPE S / *PITTOGRAMMI TIPO S PER "SEGNALAZIONE"*

S001
Bathrooms for impaired people
Bagni per disabili

S002
Ladies' bathrooms
Bagni donna

S003
Gentlemen's bathrooms
Bagni uomo

S004
Ladies' and Gentlemen's bathrooms
Bagni uomo-donna

S005
No smoking - No-smoking area
Vietato fumare Zona per non fumatori

S006
Exit
Uscita



S007
Information desk
Punto Informazioni

S008
Roofed parking lot
Parcheggio coperto

S009
Infirmary - First-aid boxo
Infermeria Cassetta pronto soccorso

S010
Refreshment area - Bar - Self-service
Zona ristoro Bar Self Service

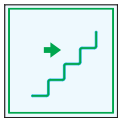

S011
Path to the stairs on the right
Percorso a destra verso le scale

S012
Downward escalator
Scale mobili: Discesa

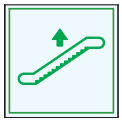

S013
Upward escalator
Scale mobili: Salita

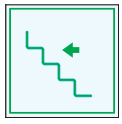

S014
Path to the stairs on the left
Percorso a sinistra verso le scale

S015
Path to the exit on the right
Percorso a destra verso l'uscita

S016
Path to the exit on the left
Percorso a sinistra verso l'uscita

S017
Path to the exit downwards
Percorso in basso verso l'uscita

S018
Public phone location
Ubicazione telefono pubblico

ZETA

ZETA

Tipology / *Tipologia*

CEILING RECESSED
INCASSI SOFFITTO

The Zeta Series fully meets the demanding international standards on bacterial contamination control in clean rooms. As a specially designed lighting system with no surfaces where dust and impurities may accumulate, it clearly is the best choice to satisfy the most advanced sector requirements.
La serie Zeta risponde alle esigenze igieniche degli ambienti sterili in cui il controllo della contaminazione batterica rappresenta uno degli aspetti fondamentali. In risposta alle più avanzate esigenze espresse in questo settore, risulta evidente la necessità di utilizzare un impianto di illuminazione progettato con apparecchi Zeta in modo da non rappresentare una sede per l'accumulo di polvere ed impurità.

ENVIRONMENTS
CONTESTI

Industrial areas, health care, clean rooms
Industria, ospedali, ambienti sterili

Colours / *Colori*

STANDARD / *BASE*

ZETA 40 F6 - ZETA 55/65 GP - ZETA 55/65 LED - ZETA LL: Semi-bright white / *Bianco semilucido*
ZETA UP - ZETA UP LED - ZETA RIFLESSA: Semi-bright white / *Bianco semilucido RAL 9010*

Characteristics
Caratteristiche

CONSTRUCTION
COSTRUZIONE

Housing made of brake-formed electrically welded steel plate, powder-coated.
Struttura in lamiera di acciaio presso-piegata, elettrosaldata, verniciata a polvere.

SOURCES / *SORGENTI*

LED CRI>80 MacAdam 3, compact fluorescent, linear fluorescent / *fluorescenti compatte, fluorescenti lineari*

LIFETIME (LED VERSIONS)

50.000h L80B10 (Ta=25°C)

WIRING
CABLAGGIO ELETTRICO

Electrical harness wired for 220-240V-AC 50-60Hz power supply. 2.5 mm² LTN terminal block.
Electronic ballast. Single switch.
Cablaggio elettrico alimentato a 220-240V-AC 50-60Hz. Morsettiera LTN 2,5 mm².
Alimentatore elettronico. Accensione unica.

STANDARDS / *NORME*
DIRECTIVES / *DIRETTIVE*

To see page/*Vedere pagina* 339

ZETA

RECESSED
INCASSO

Zeta 40

FLUO

PC
prism-textured
prismatizzato

PMMA
prism-textured
prismatizzato

PMMA
opal
opale

Zeta 55 GP

FLUO

VD
glass + DK louvre
vetro + ottica DK

VR
glass + SSM refl.
vetro + rifl. SSM

PC
prism-textured
prismatizzato

PMMA
prism-textured
prismatizzato

LED

TXT
prism-textured
prismatizzato

TXT
prism. + SSM refl.
prism. + rifl. SSM


VB
prism-textured
prismatizzato


VB
prism. + SSM refl.
prism. + rifl. SSM

Zeta 65 GP

FLUO

VD
glass + DK louvre
vetro + ottica DK

VR
glass + SSM refl.
vetro + rifl. SSM

PC
prism-textured
prismatizzato

PMMA
prism-textured
prismatizzato

LED

TXT
prism-textured
prismatizzato

TXT
prism. + SSM refl.
prism. + rifl. SSM


VB
prism-textured
prismatizzato


VB
prism. + SSM refl.
prism. + rifl. SSM

Zeta UP

FLUO

VTP
pris-textured glass
vetro trasparente


VTL
traslucent glass
vetro traslucido

PC
prism-textured
prismatizzato

LED

VTL
traslucent glass
vetro traslucido

TXT
prism. + SSM refl.
prism. + rifl. SSM

Zeta Riflessa

FLUO

glass + refr. + refl.
vetro + rifr. + rifl.

Zeta LL

FLUO

VPP
pris-textured glass
vetro trasparente

PC
prism-textured
prismatizzato

PMMA
prism-textured
prismatizzato

STANDARD *BASE* | EU | semi-bright white *bianco semilucido*

Zeta 40 F6

CEILING RECESSED
INCASSI SOFFITTO

PC prismatic diffuser made of 3 mm thick self-extinguishing trasparent polycarbonate plate with prism-textured inside. Extruded aluminium frame semi-bright white powder-coated. Fixed with steel lock slides.
Schermo in policarbonato (PC) trasparente autoestinguente, prismatizzato internamente, spessore 3 mm. Telaio in estruso di alluminio verniciato bianco semilucido. Sistemi di bloccaggio a slitte metalliche scorrevoli.

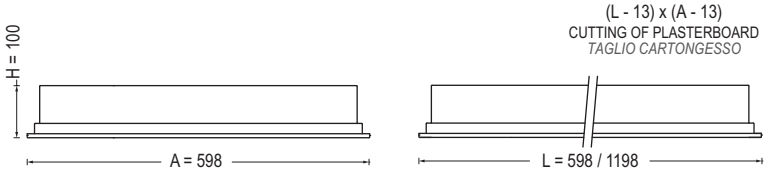

Zeta 40 F6
PC prism-textured diffuser
Schermo PC prismatizzato

CE IP40

Code *Codice*	Source Power *Potenza Sorgente*	Source *Sorgente*	Socket *Attacco*	D	DD	1E	L	A	H	Kg
T33FG077EU	3x14W	T5	G5	•	•	•	598	598	100	4,8
T33FG025EU	4x14W	T5	G5	•	•	•	598	598	100	4,8
T33FG026EU	4x24W	T5	G5	•	•	•	598	598	100	4,8
T33FG027EU ■	4x28W	T5	G5	•	•	•	1198	598	100	10,8
T33FG028EU ■	4x54W	T5	G5	•	•	•	1198	598	100	10,8
T33FG004EU	2x55W	TC-L	2G11	•	•	•	598	598	100	5,5

Photometric data reference:
Fotometria di riferimento:
T33FG077EU

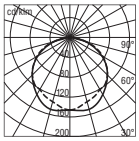

η 45,69%
UGR T < 19,7
UGR L < 19,4

■ Luminaires fitted with two ballasts.
Apparecchi equipaggiati con due alimentatori.

Accessories included
Accessori inclusi

• Mounting brackets • *Staffe di fissaggio*

CEILING RECESSED
INCASSI SOFFITTO

PMMA prismatic diffuser made of 3 mm thick highly trasparent methacrylate plate with prism-textured inside. Extruded aluminium frame semi-bright white powder-coated. Fixed with steel lock slides.
Schermo in metacrilato (PMMA) di elevata trasparenza, prismatizzato internamente, spessore 3 mm. Telaio in estruso di alluminio verniciato bianco semilucido. Sistemi di bloccaggio a slitte metalliche scorrevoli.

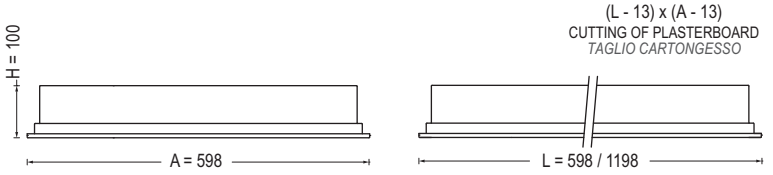

Zeta 40 F6
PMMA prism-textured diffuser
Schermo PMMA prismatizzato

CE IP40

Code *Codice*	Source Power *Potenza Sorgente*	Source *Sorgente*	Socket *Attacco*	D	DD	1E	L	A	H	Kg
T33FD093EU	3x14W	T5	G5	•	•	•	598	598	100	4,8
T33FD048EU	4x14W	T5	G5	•	•	•	598	598	100	4,8
T33FD049EU	4x24W	T5	G5	•	•	•	598	598	100	4,8
T33FD050EU ■	4x28W	T5	G5	•	•	•	1198	598	100	10,8
T33FD051EU ■	4x54W	T5	G5	•	•	•	1198	598	100	10,8
T33FD034EU	2x55W	TC-L	2G11	•	•	•	598	598	100	5,5

Photometric data reference:
Fotometria di riferimento:
T33FD093EU

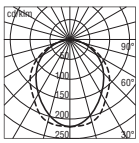

η 56,57%
UGR T < 19,7
UGR L < 19,1

■ Luminaires fitted with two ballasts.
Apparecchi equipaggiati con due alimentatori.

Accessories included
Accessori inclusi

• Mounting brackets • *Staffe di fissaggio*

Zeta 40 F6

CEILING RECESSED
INCASSI SOFFITTO

PMMA opal diffuser made of 3 mm thick smooth highly trasparent methacrylate plate. Extruded aluminium frame semi-bright white powder-coated. Fixed with steel lock slides.
Schermo in metacrilato (PMMA) opale liscio, spessore 3 mm, di elevata trasparenza. Telaio in estruso di alluminio verniciato bianco semilucido. Sistemi di bloccaggio a slitte metalliche scorrevoli.

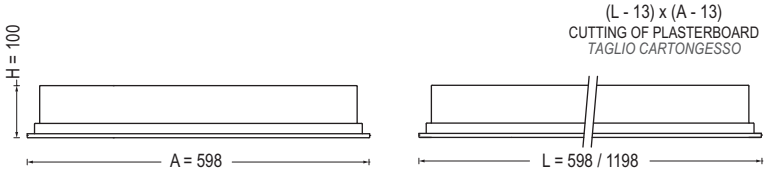

Zeta 40 F6
PMMA opal diffuser
Schermo PMMA opale

IP40

Code *Codice*	Source Power *Potenza Sorgente*	Source *Sorgente*	Socket *Attacco*	D	DD	1E	L	A	H	Kg
T33FG110EU	3x14W	T5	G5	•	•	•	598	598	100	4,8
T33FG021EU	4x14W	T5	G5	•	•	•	598	598	100	4,8
T33FG022EU	4x24W	T5	G5	•	•	•	598	598	100	4,8
T33FG023EU ■	4x28W	T5	G5	•	•	•	1198	598	100	10,8
T33FG024EU ■	4x54W	T5	G5	•	•	•	1198	598	100	10,8
T33FG003EU	2x55W	TC-L	2G11	•	•	•	598	598	100	5,5

Photometric data reference:
Fotometria di riferimento:
T33FG110EU

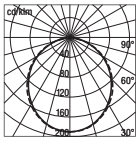

η 50,66%
UGR T < 19
UGR L < 18,8

■ Luminaires fitted with two ballasts.
Apparecchi equipaggiati con due alimentatori.

Accessories included
Accessori inclusi

• Mounting brackets
• *Staffe di fissaggio*

PLANIREX (ZETA 55 - ZETA 65 - ZETA UP - ZETA RIFLESSA - ZETA LL)

The PLANIREX diffuser (patent pending) is designed to obtain perfect flatness of the false ceiling, frame and cover plate of the luminaire and this to guarantee a perfectly smooth surface, easy to clean and where virtually no dust can deposit.
All reflectors and louvre are complete with equipotential connection cables.
Diffusers are complete with safety chains to be secured on specific points in the luminaire housings.
The exploded view below shows the PLANIREX diffuser and its construction details. The drawing shows the composition of PLANIREX system, supplied ready for installation.

Lo schermo con telaio PLANIREX (patent pending) è realizzato in modo da assicurare assoluta planarità fra controsoffitto, telaio e lastra di chiusura del corpo illuminante; ciò al fine di garantire una superficie perfettamente liscia, facile da pulire e dove la presenza di polvere sia praticamente nulla.
Tutti i riflettori e le ottiche sono provvisti di cavo di collegamento equipotenziale e gli schermi di catenelle di sicurezza che si fissano negli appositi punti predisposti sul corpo degli apparecchi.
La figura illustra la composizione del sistema PLANIREX. che viene fornito pronto per l'installazione.

1. Extruded aluminium frame oxidised and anodised, shaped to apply an accurate and even pressure on the sealing gaskets.
Telaio in estruso di alluminio ossidato e anodizzato sagomato per operare una costante, precisa e uniforme pressione sulle guarnizioni di tenuta.

2. 3 mm thick diffuser assembled in the special bay obtained in the extruded aluminium frame and sealed using transparent silicone.
Schermo di spessore 3 mm inserito nell'apposito vano ricavato nel corpo dell'estruso e sigillato con silicone trasparente.

3. Chained-on nickel steel lock pins, spaced out to guarantee even pressure all along the frame perimeter. When rotated by 90°,they lock the diffuser to the luminaire housing. This guarantees correct pressure on the sealing gasket, controlled frame flatness, dependable sealing also in case of vibration and repetitiveness of the frame closing action also if performed by different individuals.
Perni di bloccaggio imperdibili posizionati a distanze tali da garantire una uniformità di pressione lungo tutto il perimetro del telaio. Costruiti in acciaio nichelato permettono di bloccare lo schermo al corpo dell'apparecchio mediante una semplice rotazione di 90°; tale operazione garantisce la giusta pressione sulla guarnizione di tenuta, una controllata planarità del telaio, una sicura tenuta anche in presenza di vibrazioni e una oggettiva ripetitività di esecuzione dell'operazione di chiusura del telaio anche in presenza di operatori differenti.

4. Covers made of oxidised anodised extruded aluminium and equipped with polyamide safety retainers; they completely close the lock pin seats, thereby guaranteeing flatness of the frame and protection against dust deposits.
Coperchi in estruso di alluminio ossidato e anodizzato muniti di elementi di fissaggio e sicurezza in poliammide che chiudono completamente i vani dove sono posizionati i perni di bloccaggio garantendo la planarità del telaio completo e la protezione contro i depositi di polvere.

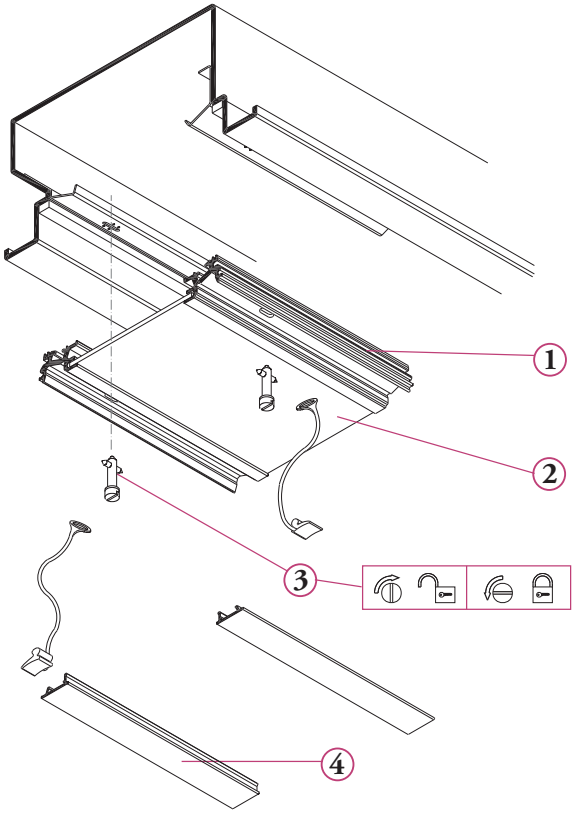

STANDARD
BASE

EU

semi-bright white
bianco semilucido

Zeta 55 GP

CEILING RECESSED
INCASSI SOFFITTO

VD Planirex diffuser made of 3 mm thick trasparent tempered glass pane. Equipped with darklight symmetrical reflector louvre made of mirror-finish high-bright oxidised aluminium. Frame made of extruded aluminium natural anodised. Fixed with no-loss nickel steel pins.
Schermo Planirex con lastra in vetro trasparente temperato (VD), spessore 3 mm. Ottica darklight simmetrica in alluminio purissimo speculare brillantato. Telaio in estruso di alluminio anodizzato naturale. Sistemi di bloccaggio con perni imperdibili

Note: Available with support baskets for monolithical ceilings.
Nota: A richiesta versione con cestello di sostegno.

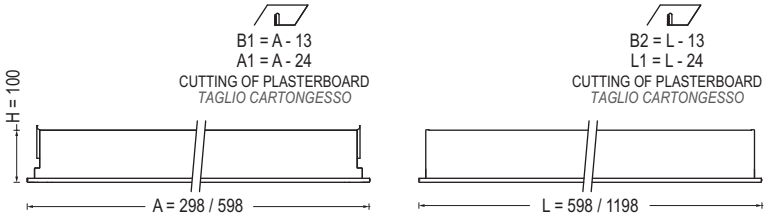

Zeta 55 GP VD
Planirex diffuser with glass pane and dark 60° louvre
Schermo Planirex con lastra in vetro e ottica dark 60°

CE IP55

Code *Codice*	Source Power *Potenza Sorgente*	Source *Sorgente*	Socket *Attacco*	D	DD	1E	L	A	H	Kg
T33VD250EU	2x54W	T5	G5	•	•	•	1198	298	100	11,1
T33VD251EU ■	3x54W	T5	G5	•	•	•	1198	598	100	17,7
T33VD255EU	4x14W	T5	G5	•	•	•	598	598	100	10,1
T33VD256EU	4x24W	T5	G5	•	•	•	598	598	100	10,1
T33VD257EU ■	4x54W	T5	G5	•	•	•	1198	598	100	18,0
T33VD258EU	2x55W	TC-L	2G11	•	•	•	598	598	100	9,7

Photometric data reference:
Fotometria di riferimento:
T33VD250EU

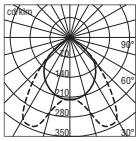

η 54,18%
UGR T < 11,5
UGR L < 11,7

■ Luminaires fitted with two ballasts.
Apparecchi equipaggiati con due alimentatori.

CEILING RECESSED
INCASSI SOFFITTO

VR Planirex diffuser made of 3 mm thick trasparent tempered glass pane. Internal SSM symmetrical reflector made of mirror-finish high-bright oxidised aluminium. Frame made of extruded aluminium natural anodised. Fixed with no-loss nickel steel pins.
Schermo Planirex con lastra in vetro trasparente temperato (VR), spessore 3 mm. Riflettore interno SSM simmetrico in alluminio purissimo speculare brillantato. Schermo in estruso di alluminio anodizzato naturale. Sistemi di bloccaggio con perni imperdibili in acciaio nichelato.

Note: Available with support baskets for monolithical ceilings.
Nota: A richiesta versione con cestello di sostegno.

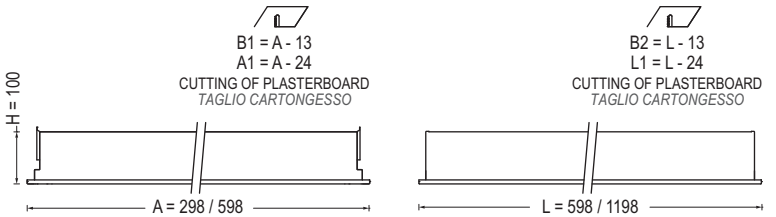

Zeta 55 GP VR
Planirex diffuser with glass pane and SSM reflector
Schermo Planirex con lastra in vetro e riflettore SSM

CE IP55

Code *Codice*	Source Power *Potenza Sorgente*	Source *Sorgente*	Socket *Attacco*	D	DD	1E	L	A	H	Kg
T33MD026EU	2x54W	T5	G5	•	•	•	1198	298	100	10,7
T33MD027EU	4x14W	T5	G5	•	•	•	598	598	100	9,8
T33MD028EU	4x24W	T5	G5	•	•	•	598	598	100	9,8
T33MD029EU ■	4x54W	T5	G5	•	•	•	1198	598	100	17,0
T33MD017EU	2x55W	TC-L	2G11	•	•	•	598	598	100	9,6

Photometric data reference:
Fotometria di riferimento:
T33MD026EU

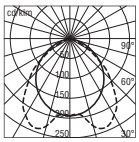

η 55,21%
UGR T < 18,6
UGR L < 21,4

■ Luminaires fitted with two ballasts.
Apparecchi equipaggiati con due alimentatori.

Optional accessories
Accessori opzionali

• To see page 320
• *Vedere pagina 320*

Zeta 55 GP

CEILING RECESSED
INCASSI SOFFITTO

PC Planirex diffuser made of 3 mm thick self-extinguishing trasparent polycarbonate plate with prism-textured inside. Frame made of extruded aluminium natural anodised. Fixed with no-loss nickel steel pins.
Schermo Planirex con lastra in policarbonato (PC) trasparente autoestinguente, prismatizzato internamente, spessore 3 mm. Telaio in estruso di alluminio anodizzato naturale. Sistemi di bloccaggio con perni imperdibili in acciaio nichelato.
Note: Available with support baskets for monolithical ceilings.
Nota: A richiesta versione con cestello di sostegno.

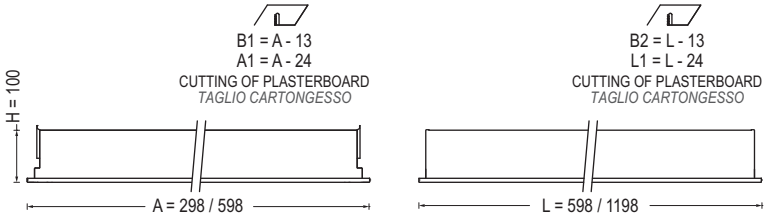

Zeta 55 GP PC
Planirex diffuser with PC prism-textured diffuser
Schermo Planirex con lastra in PC prismatizzato

CE IP55

Code *Codice*	Source Power *Potenza Sorgente*	Source *Sorgente*	Socket *Attacco*	D	DD	1E	L	A	H	Kg
T33HG068EU	2x54W	T5	G5	•	•	•	1198	298	100	7,2
T33HG067EU ■	3x54W	T5	G5	•	•	•	1198	598	100	13,4
T33HG064EU	4x14W	T5	G5	•	•	•	598	598	100	8,1
T33HG069EU	4x24W	T5	G5	•	•	•	598	598	100	8,1
T33HG070EU ■	4x54W	T5	G5	•	•	•	1198	598	100	13,7
T33HG040EU	2x55W	TC-L	2G11	•	•	•	598	598	100	7,9
T33HG071EU ■	3x55W	TC-L	2G11	•	•	•	598	598	100	8,6

Photometric data reference:
Fotometria di riferimento:
T33HG068EU

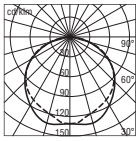

η 40,69%
UGR T < 22,8
UGR L < 22,5

■ Luminaires fitted with two ballasts.
Apparecchi equipaggiati con due alimentatori.

CEILING RECESSED
INCASSI SOFFITTO

PMMA Planirex diffuser made of 3 mm thick highly trasparent methacrylate plate with prism-textured inside. Frame made of extruded aluminium natural anodised. Fixed with no-loss nickel steel pins.
Schermo Planirex con lastra in metacrilato (PMMA) trasparente, prismatizzato internamente, spessore 3 mm, di elevata trasparenza. Telaio in estruso di alluminio anodizzato naturale. Sistemi di bloccaggio con perni imperdibili in acciaio nichelato.
Note: Available with support baskets for monolithical ceilings.
Nota: A richiesta versione con cestello di sostegno.

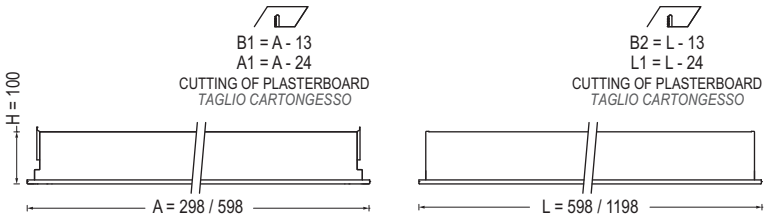

Zeta 55 GP
PMMA Planirex diffuser with PMMA prism-textured diffuser
Schermo Planirex con lastra in PMMA prismatizzato

CE IP55

Code *Codice*	Source Power *Potenza Sorgente*	Source *Sorgente*	Socket *Attacco*	D	DD	1E	L	A	H	Kg
T33HD076EU	2x54W	T5	G5	•	•	•	1198	298	100	9,3
T33HD077EU ■	3x54W	T5	G5	•	•	•	1198	598	100	13,4
T33HD079EU	4x14W	T5	G5	•	•	•	598	598	100	8,1
T33HD080EU ■	4x24W	T5	G5	•	•	•	598	598	100	8,3
T33HD081EU	4x54W	T5	G5	•	•	•	1198	598	100	13,8
T33HD061EU	2x55W	TC-L	2G11	•	•	•	598	598	100	7,9
T33HD078EU ■	3x55W	TC-L	2G11	•	•	•	598	598	100	8,6

Photometric data reference:
Fotometria di riferimento:
T33HD076EU

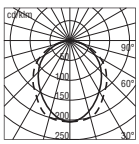

η 53,05%
UGR T < 23,2
UGR L < 22,4

■ Luminaires fitted with two ballasts.
Apparecchi equipaggiati con due alimentatori.

Optional accessories
Accessori opzionali

• To see page 320
• *Vedere pagina 320*

STANDARD *BASE* | EU | semi-bright white *bianco semilucido*

Zeta 55 LED

CEILING RECESSED
INCASSI SOFFITTO

TXT Planirex diffuser made of 3 mm thick self-extinguishing trasparent polycarbonate (PC) plate with prism-textured inside. Frame made of extruded aluminium natural anodised. Fixed with no-loss nickel steel pins.
Schermo Planirex con lastra TXT in policarbonato (PC) trasparente autoestinguente, prismatizzato internamente, spessore 3 mm. Telaio in estruso di alluminio anodizzato naturale. Sistemi di bloccaggio con perni imperdibili in acciaio nichelato.

Note: Available with support baskets for monolithical ceilings.
Nota: A richiesta versione con cestello di sostegno.

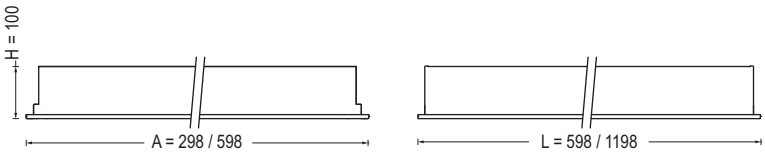

ZETA 55 LED TXT
Planirex diffuser with PC prism-textured TXT diffuser
Schermo Planirex con lastra in PC prismatizzato TXT

CE IP55

Code *Codice*	System Power *Potenza Sistema*	Source *Sorgente*	Output flux *Flusso uscente*	D	DD	1E	L	A	H	Kg
T33XL001EU	23W	4 LED engine	1985 lm	•	•	•	598	298	100	5,8
T33XL002EU	34W	6 LED engine	2975 lm	•	•	•	598	598	100	8,1
T33XL003EU	62W	8 LED engine	4775 lm	•	•	•	598	598	100	8,1
T33XL004EU	62W	8 LED engine	4775 lm	•	•	•	1198	298	100	7,2

Photometric data reference:
Fotometria di riferimento:
T33XL001EU

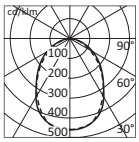

η 100%

Accessories included
Accessori inclusi

- LED sources 4000K
- *Sorgenti LED 4000K*

CEILING RECESSED
INCASSI SOFFITTO

TXT Planirex diffuser made of 3 mm thick self-extinguishing trasparent polycarbonate (PC) plate with prism-textured inside. Internal SSM symmetrical reflector made of mirror-finish high-bright oxidised aluminium. Frame made of extruded aluminium natural anodised. Fixed with no-loss nickel steel pins.
Schermo Planirex con lastra TXT in policarbonato (PC) trasparente autoestinguente, prismatizzato internamente, spessore 3 mm. Riflettore interno SSM simmetrico in alluminio purissimo speculare brillantato. Telaio in estruso di alluminio anodizzato naturale. Sistemi di bloccaggio con perni imperdibili in acciaio nichelato.

Note: Available with support baskets for monolithical ceilings.
Nota: A richiesta versione con cestello di sostegno.

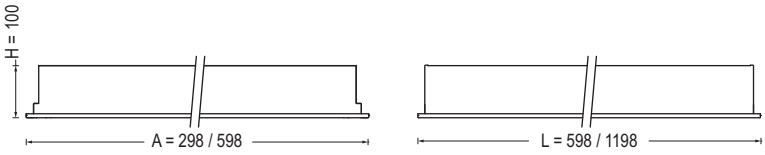

ZETA 55 LED TXT
Planirex diffuser with PC prism-textured TXT diffuser and SSM reflector
Schermo Planirex con lastra in PC prismatizzato TXT e Riflettore SSM

CE IP55

Code *Codice*	System Power *Potenza Sistema*	Source *Sorgente*	Output flux *Flusso uscente*	D	DD	1E	L	A	H	Kg
T33KL001EU	23W	4 LED engine	2075 lm	•	•	•	598	298	100	5,8
T33KL002EU	34W	6 LED engine	3110 lm	•	•	•	598	598	100	8,1
T33KL003EU	62W	8 LED engine	4985 lm	•	•	•	598	598	100	8,1
T33KL004EU	62W	8 LED engine	4985 lm	•	•	•	1198	298	100	7,2

Photometric data reference:
Fotometria di riferimento:
T33KL001EU

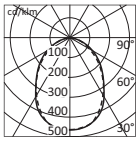

η 100%

Accessories included
Accessori inclusi

- LED sources 4000K
- *Sorgenti LED 4000K*

Optional accessories
Accessori opzionali

- To see page 320
- *Vedere pagina 320*

Zeta 55 LED

CEILING RECESSED
INCASSI SOFFITTO

VB Planirex diffuser made of 4 mm thick prism-textured pressed glass pane. Frame made of extruded aluminium natural anodised.
Fixed with no-loss nickel steel pins.
Schermo Planirex con lastra in vetro pressato prismatizzato (VB), spessore 4 mm. Telaio in estruso di alluminio anodizzato naturale. Sistemi di bloccaggio con perni imperdibili in acciaio nichelato.
Note: Available with support baskets for monolithical ceilings.
Nota: A richiesta versione con cestello di sostegno.



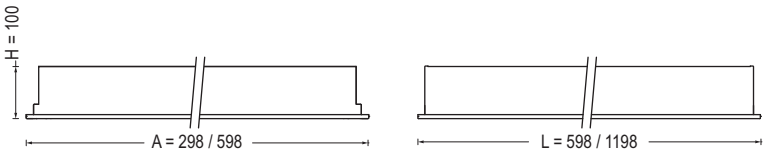

ZETA 55 LED VB
Planirex diffuser with prism-textured tempered Glass
Schermo Planirex con Vetro temperato prismatizzato

IP55

Code *Codice*	System Power *Potenza Sistema*	Source *Sorgente*	Output flux *Flusso uscente*	D	DD	1E	L	A	H	Kg
T33ML001EU	23W	4 LED engine	2195 lm	•	•	•	598	298	100	7,5
T33ML002EU	34W	6 LED engine	3290 lm	•	•	•	598	598	100	9,8
T33ML003EU	62W	8 LED engine	5270 lm	•	•	•	598	598	100	9,8

Photometric data reference:
Fotometria di riferimento:
T33ML001EU

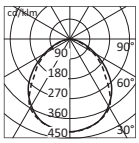

η 100%

Accessories included
Accessori inclusi

- LED sources 4000K
- *Sorgenti LED 4000K*

CEILING RECESSED
INCASSI SOFFITTO

VB Planirex diffuser made of 4 mm thick prism-textured pressed glass pane. Internal SSM symmetrical reflector made of mirror-finish high-bright oxidised aluminium. Frame made of extruded aluminium natural anodised. Fixed with no-loss nickel steel pins.
Schermo Planirex con lastra in vetro pressato prismatizzato (VB), spessore 4 mm. Riflettore interno SSM simmetrico in alluminio purissimo speculare brillantato. Telaio in estruso di alluminio anodizzato naturale. Sistemi di bloccaggio con perni imperdibili in acciaio nichelato
Note: Available with support baskets for monolithical ceilings.
Nota: A richiesta versione con cestello di sostegno.



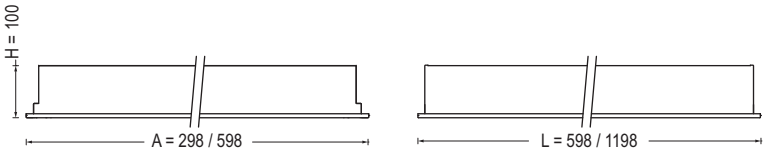

ZETA 55 LED VB
Planirex diffuser with prism-textured tempered Glass and SSM reflector
Schermo Planirex con Vetro temperato prismatizzato e Riflettore SSM

IP55

Code *Codice*	System Power *Potenza Sistema*	Source *Sorgente*	Output flux *Flusso uscente*	D	DD	1E	L	A	H	Kg
T33VL001EU	23W	4 LED engine	2310 lm	•	•	•	598	298	100	7,5
T33VL002EU	34W	6 LED engine	3465 lm	•	•	•	598	598	100	9,8
T33VL003EU	62W	8 LED engine	5555 lm	•	•	•	598	598	100	9,8

Photometric data reference:
Fotometria di riferimento:
T33VL001EU

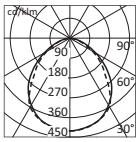

η 100%

Accessories included
Accessori inclusi

- LED sources 4000K
- *Sorgenti LED 4000K*

Optional accessories
Accessori opzionali

- To see page 320
- *Vedere pagina 320*

STANDARD *BASE* | EU | semi-bright white *bianco semilucido*

Zeta 65 GP

CEILING RECESSED
INCASSI SOFFITTO

VD Planirex diffuser made of 3 mm thick trasparent tempered glass pane. Equipped with darklight symmetrical reflector louvre made of mirror-finish high-bright oxidised aluminium. Frame made of extruded aluminium natural anodised. Fixed with no-loss nickel steel pins.
Schermo Planirex con lastra in vetro trasparente temperato (VD), spessore 3 mm. Ottica darklight simmetrica in alluminio purissimo speculare brillantato. Telaio in estruso di alluminio anodizzato naturale. Sistemi di bloccaggio con perni imperdibili

Note: Available with support baskets for monolithical ceilings.
Nota: A richiesta versione con cestello di sostegno.

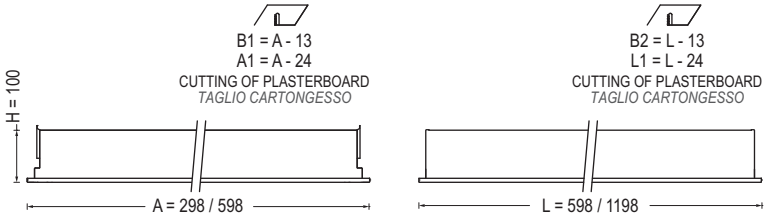

Zeta 65 GP VD
Planirex diffuser with glass pane and dark 60° louvre
Schermo Planirex con lastra in vetro e ottica dark 60°

IP65

Code *Codice*	Source Power *Potenza Sorgente*	Source *Sorgente*	Socket *Attacco*	D	DD	1E	L	A	H	Kg
T33VD301EU	2x54W	T5	G5	•	•	•	1198	298	100	11,1
T33VD302EU ■	3x54W	T5	G5	•	•	•	1198	598	100	17,7
T33VD264EU	4x14W	T5	G5	•	•	•	598	598	100	10,0
T33VD252EU	4x24W	T5	G5	•	•	•	598	598	100	10,6
T33VD259EU ■	4x54W	T5	G5	•	•	•	1198	598	100	18,0
T33VF219EU	2x55W	TC-L	2G11	•	•	•	598	598	100	9,8

Photometric data reference:
Fotometria di riferimento:
T33VD301EU

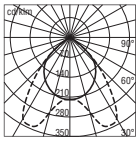

η 54,18%
UGR T < 16,1
UGR L < 16,3

■ Luminaires fitted with two ballasts.
Apparecchi equipaggiati con due alimentatori.

CEILING RECESSED
INCASSI SOFFITTO

VD Planirex diffuser made of 3 mm thick trasparent tempered glass pane. Equipped with darklight symmetrical reflector louvre made of mirror-finish high-bright oxidised aluminium. Frame made of extruded aluminium natural anodised. Fixed with no-loss nickel steel pins.
Schermo Planirex con lastra in vetro trasparente temperato (VD), spessore 3 mm. Ottica darklight simmetrica in alluminio purissimo speculare brillantato. Telaio in estruso di alluminio anodizzato naturale. Sistemi di bloccaggio con perni imperdibili

Note: Available with support baskets for monolithical ceilings.
Nota: A richiesta versione con cestello di sostegno.

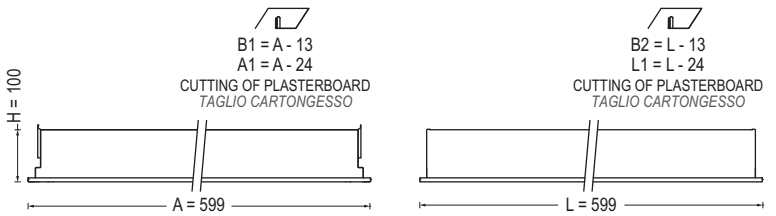

Zeta 65 GP VDT
Sealed false-ceiling - Planirex diffuser with glass pane and dark 60° louvre
Profilo a tenuta - schermo Planirex con lastra in vetro e ottica dark 60°

IP65

Code *Codice*	Source Power *Potenza Sorgente*	Source *Sorgente*	Socket *Attacco*	D	DD	1E	L	A	H	Kg
T33VF240EU	4x14W	T5	G5	•	•	•	598	598	100	10,3
T33VF241EU	4x24W	T5	G5	•	•	•	598	598	100	10,8

Photometric data reference:
Fotometria di riferimento:
T33VF240EU

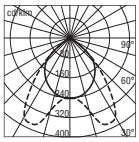

η 60,2%
UGR T < 14
UGR L < 14,2

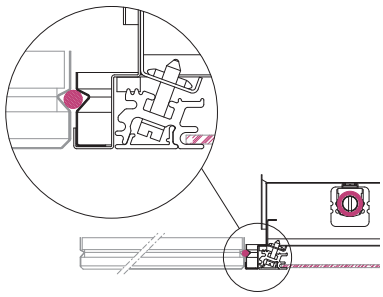

DETAIL OF FITTING FOR SEALED FALSE-CEILINGS
INSTALLAZIONE IN CONTROSOFFITTI A TENUTA

Detail of the box outer profile reproducing the contour of sealed false-ceilings in order to ensure perfect matching with metal panels that use the seal to guarantee total tightness.
Il profilo perimetrale del cassonetto riproduce la sagoma dei controsoffitti a tenuta al fine di assicurare l'accoppiamento ideale con i pannelli metallici forniti con guarnizione e garantire la stagneità.

Optional accessories
Accessori opzionali

• To see page 320
• *Vedere pagina 320*

Zeta 65 GP

CEILING RECESSED
INCASSI SOFFITTO

VR Planirex diffuser made of 3 mm thick trasparent tempered glass pane. Internal SSM symmetrical reflector made of mirror-finish high-bright oxidised aluminium. Frame made of extruded aluminium natural anodised. Fixed with no-loss nickel steel pins.
Schermo Planirex con lastra in vetro trasparente temperato (VR), spessore 3 mm. Riflettore interno SSM simmetrico in alluminio purissimo speculare brillantato. Schermo in estruso di alluminio anodizzato naturale. Sistemi di bloccaggio con perni imperdibili in acciaio nichelato.
Note: Available with support baskets for monolithical ceilings.
Nota: A richiesta versione con cestello di sostegno.

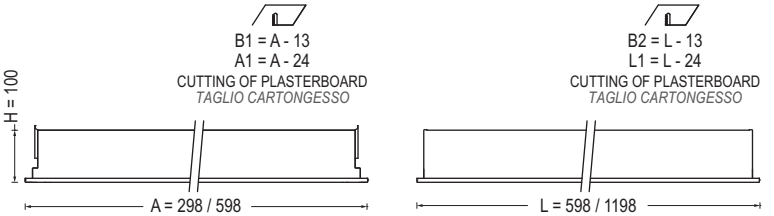

Zeta 65 GP VR
Planirex diffuser with glass pane and SSM reflector
Schermo Planirex con lastra in vetro e riflettore SSM

IP65

Code *Codice*	Source Power *Potenza Sorgente*	Source *Sorgente*	Socket *Attacco*	D	DD	1E	L	A	H	Kg
T33MD074EU	2x54W	T5	G5	•	•	•	1198	298	100	10,0
T33MD047EU	4x14W	T5	G5	•	•	•	598	598	100	9,5
T33MD031EU	4x24W	T5	G5	•	•	•	598	598	100	9,8
T33MD032EU ■	4x54W	T5	G5	•	•	•	1198	598	100	16,9
T33MD033EU	2x55W	TC-L	2G11	•	•	•	598	598	100	9,5

Photometric data reference:
Fotometria di riferimento:
T33MD074EU

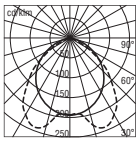

η 55,21%
UGR T < 18,6
UGR L < 21,4

■ Luminaires fitted with two ballasts.
Apparecchi equipaggiati con due alimentatori.

CEILING RECESSED
INCASSI SOFFITTO

VR Planirex diffuser made of 3 mm thick trasparent tempered glass pane. Internal SSM symmetrical reflector made of mirror-finish high-bright oxidised aluminium. Frame made of extruded aluminium natural anodised. Fixed with no-loss nickel steel pins.
Schermo Planirex con lastra in vetro trasparente temperato (VR), spessore 3 mm. Riflettore interno SSM simmetrico in alluminio purissimo speculare brillantato. Schermo in estruso di alluminio anodizzato naturale. Sistemi di bloccaggio con perni imperdibili in acciaio nichelato.
Note: Available with support baskets for monolithical ceilings.
Nota: A richiesta versione con cestello di sostegno.

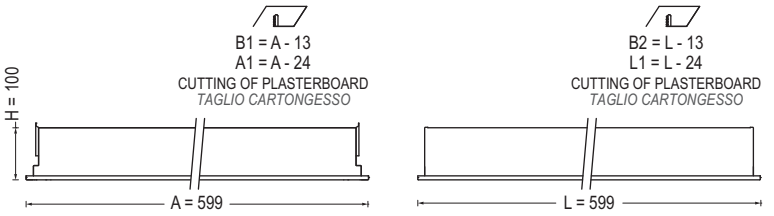

Zeta 65 GP VRT
Sealed false-ceiling - Planirex diffuser with glass pane and SSM reflector
Profilo a tenuta - schermo Planirex con lastra in vetro e riflettore SSM

IP65

Code *Codice*	Source Power *Potenza Sorgente*	Source *Sorgente*	Socket *Attacco*	D	DD	1E	L	A	H	Kg
T33MF017EU	4x14W	T5	G5	•	•	•	598	598	100	10,0
T33MF018EU	4x24W	T5	G5	•	•	•	598	598	100	10,3

Photometric data reference:
Fotometria di riferimento:
T33MF017EU

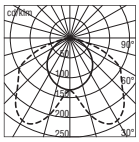

η 60,73%
UGR T < 21,1
UGR L < 18

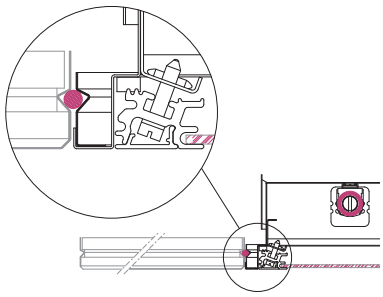

DETAIL OF FITTING FOR SEALED FALSE-CEILINGS
INSTALLAZIONE IN CONTROSOFFITTI A TENUTA

Detail of the box outer profile reproducing the contour of sealed false-ceilings in order to ensure perfect matching with metal panels that use the seal to guarantee total tightness.
Il profilo perimetrale del cassonetto riproduce la sagoma dei controsoffitti a tenuta al fine di assicurare l'accoppiamento ideale con i pannelli metallici forniti con guarnizione e garantire la stagneità.

Optional accessories
Accessori opzionali

• To see page 320
• *Vedere pagina 320*

STANDARD
BASE

EU

semi-bright white
bianco semilucido

Zeta 65 GP

CEILING RECESSED
INCASSI SOFFITTO

PC Planirex diffuser made of 3 mm thick self-extinguishing trasparent polycarbonate plate with prism-textured inside. Frame made of extruded aluminium natural anodised. Fixed with no-loss nickel steel pins.
Schermo Planirex con lastra in policarbonato (PC) trasparente autoestinguente, prismatizzato internamente, spessore 3 mm. Telaio in estruso di alluminio anodizzato naturale. Sistemi di bloccaggio con perni imperdibili in acciaio nichelato.
Note: Available with support baskets for monolithical ceilings.
Nota: A richiesta versione con cestello di sostegno.

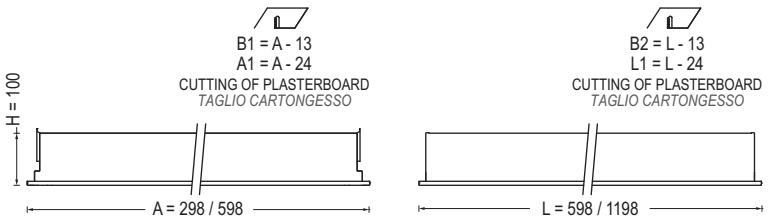

Zeta 65 GP PC - Planirex diffuser with PC prism-textured diffuser
Zeta 65 GP PC - schermo Planirex con lastra in PC prismatizzato

CE IP65

Code *Codice*	Source Power *Potenza Sorgente*	Source *Sorgente*	Socket *Attacco*	D	DD	1E	L	A	H	Kg
T33HG065EU	2x54W	T5	G5	•	•	•	1198	298	100	7,2
T33HG190EU ■	3x54W	T5	G5	•	•	•	1198	598	100	13,4
T33HG076EU 03	4x14W	T5	G5	•	•	•	598	598	100	8,0
T33HG073EU 03	4x24W	T5	G5	•	•	•	598	598	100	8,3
T33HG074EU ■	4x54W	T5	G5	•	•	•	1198	598	100	13,4
T33HG072EU	2x55W	TC-L	2G11	•	•	•	598	598	100	7,9
T33HG189EU ■	3x55W	TC-L	2G11	•	•	•	598	598	100	8,6

Photometric data reference:
Fotometria di riferimento:
T33HG065EU

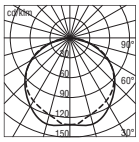

η 40,69%
UGR T < 22,8
UGR L < 22,5

■ Luminaires fitted with two ballasts.
Apparecchi equipaggiati con due alimentatori.

CEILING RECESSED
INCASSI SOFFITTO

PC Planirex diffuser made of 3 mm thick self-extinguishing trasparent polycarbonate plate with prism-textured inside. Frame made of extruded aluminium natural anodised. Fixed with no-loss nickel steel pins.
Schermo Planirex con lastra in policarbonato (PC) trasparente autoestinguente, prismatizzato internamente, spessore 3 mm. Telaio in estruso di alluminio anodizzato naturale. Sistemi di bloccaggio con perni imperdibili in acciaio nichelato.
Note: Available with support baskets for monolithical ceilings.
Nota: A richiesta versione con cestello di sostegno.

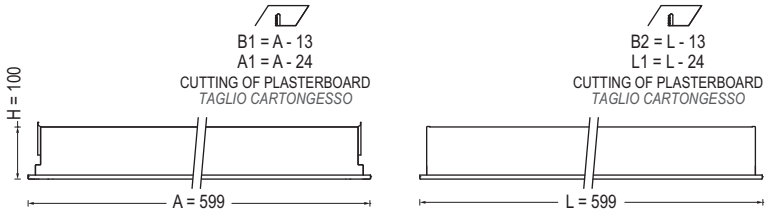

Zeta 65 GP PCT
Sealed false-ceiling - Planirex diffuser with PC prism-textured diffuser
Profilo a tenuta - schermo Planirex con lastra in PC prismatizzato

03 CE IP65

Code *Codice*	Source Power *Potenza Sorgente*	Source *Sorgente*	Socket *Attacco*	D	DD	1E	L	A	H	Kg
T33HK077EU 03	4x14W	T5	G5	•	•	•	598	598	100	6,8
T33HK078EU	4x24W	T5	G5	•	•	•	598	598	100	6,8

Photometric data reference:
Fotometria di riferimento:
T33HK077EU

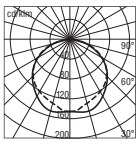

η 45,22%
UGR T < 20,6
UGR L < 20,4

■ Luminaires fitted with two ballasts.
Apparecchi equipaggiati con due alimentatori.

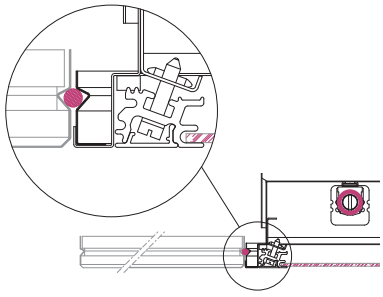

DETAIL OF FITTING FOR SEALED FALSE-CEILINGS
INSTALLAZIONE IN CONTROSOFFITTI A TENUTA

Detail of the box outer profile reproducing the contour of sealed false-ceilings in order to ensure perfect matching with metal panels that use the seal to guarantee total tightness.
Il profilo perimetrale del cassonetto riproduce la sagoma dei controsoffitti a tenuta al fine di assicurare l'accoppiamento ideale con i pannelli metallici forniti con guarnizione e garantire la stagneità.

Optional accessories
Accessori opzionali

• To see page 320
• *Vedere pagina 320*

Zeta 65 GP

CEILING RECESSED
INCASSI SOFFITTO

PMMA Planirex diffuser made of 3 mm thick highly trasparent methacrylate plate with prism-textured inside. Frame made of extruded aluminium natural anodised. Fixed with no-loss nickel steel pins.
Schermo Planirex con lastra in metacrilato (PMMA) trasparente, prismatizzato internamente, spessore 3 mm, di elevata trasparenza. Telaio in estruso di alluminio anodizzato naturale. Sistemi di bloccaggio con perni imperdibili in acciaio nichelato.
Note: Available with support baskets for monolithical ceilings.
Nota: A richiesta versione con cestello di sostegno.

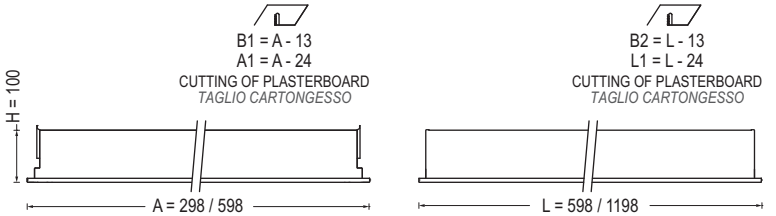

Zeta 65 GP PMMA
Planirex diffuser with PMMA prism-textured diffuser
Schermo Planirex con lastra in PMMA prismatizzato

CE IP65

Code *Codice*	Source Power *Potenza Sorgente*	Source *Sorgente*	Socket *Attacco*	D	DD	1E	L	A	H	Kg
T33HD146EU	2x54W	T5	G5	•	•	•	1198	298	100	7,2
T33HD147EU ■	3x54W	T5	G5	•	•	•	1198	598	100	13,0
T33HD106EU	4x14W	T5	G5	•	•	•	598	598	100	8,0
T33HD084EU	4x24W	T5	G5	•	•	•	598	598	100	8,3
T33HD085EU ■	4x54W	T5	G5	•	•	•	1198	598	100	13,4
T33HD082EU	2x55W	TC-L	2G11	•	•	•	598	598	100	7,9
T33HD145EU ■	3x55W	TC-L	2G11	•	•	•	598	598	100	8,6

Photometric data reference:
Fotometria di riferimento:
T33HD146EU

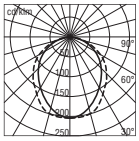

η 53,05%
UGR T < 22,4
UGR L < 23,2

■ Luminaires fitted with two ballasts.
Apparecchi equipaggiati con due alimentatori.

CEILING RECESSED
INCASSI SOFFITTO

PMMA Planirex diffuser made of 3 mm thick highly trasparent methacrylate plate with prism-textured inside. Frame made of extruded aluminium natural anodised. Fixed with no-loss nickel steel pins.
Schermo Planirex con lastra in metacrilato (PMMA) trasparente, prismatizzato internamente, spessore 3 mm, di elevata trasparenza. Telaio in estruso di alluminio anodizzato naturale. Sistemi di bloccaggio con perni imperdibili in acciaio nichelato.
Note: Available with support baskets for monolithical ceilings.
Nota: A richiesta versione con cestello di sostegno.

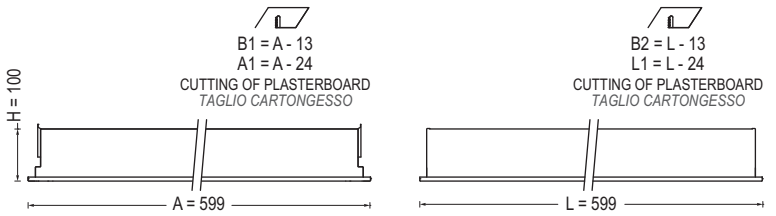

Zeta 65 GP PMMAT
Sealed false-ceiling - Planirex diffuser with PMMA prism-textured diffuser
Profilo a tenuta - schermo Planirex con lastra in PMMA prismatizzato

CE IP65

Code *Codice*	Source Power *Potenza Sorgente*	Source *Sorgente*	Socket *Attacco*	D	DD	1E	L	A	H	Kg
T33HF026EU	4x14W	T5	G5	•	•	•	598	598	100	6,8
T33HF027EU	4x24W	T5	G5	•	•	•	598	598	100	8,8

Photometric data reference:
Fotometria di riferimento:
T33HF026EU

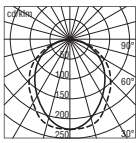

η 58,94%
UGR T < 21
UGR L < 20,3

■ Luminaires fitted with two ballasts.
Apparecchi equipaggiati con due alimentatori.

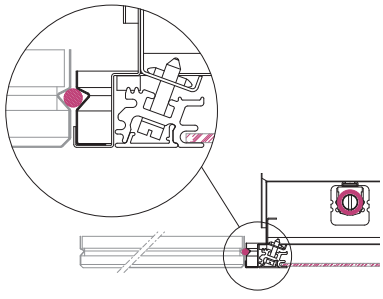

DETAIL OF FITTING FOR SEALED FALSE-CEILINGS
INSTALLAZIONE IN CONTROSOFFITTI A TENUTA

Detail of the box outer profile reproducing the contour of sealed false-ceilings in order to ensure perfect matching with metal panels that use the seal to guarantee total tightness.
Il profilo perimetrale del cassonetto riproduce la sagoma dei controsoffitti a tenuta al fine di assicurare l'accoppiamento ideale con i pannelli metallici forniti con guarnizione e garantire la stagneità.

Optional accessories
Accessori opzionali

• To see page 320
• *Vedere pagina 320*

STANDARD
BASE

EU

semi-bright white
bianco semilucido

Zeta 65 LED

CEILING RECESSED
INCASSI SOFFITTO

TXT Planirex diffuser made of 3 mm thick self-extinguishing trasparent polycarbonate (PC) plate with prism-textured inside. Frame made of extruded aluminium natural anodised. Fixed with no-loss nickel steel pins.
Schermo Planirex con lastra TXT in policarbonato (PC) trasparente autoestinguente, prismatizzato internamente, spessore 3 mm. Telaio in estruso di alluminio anodizzato naturale. Sistemi di bloccaggio con perni imperdibili in acciaio nichelato.
Note: Available with support baskets for monolithical ceilings.
Nota: A richiesta versione con cestello di sostegno.

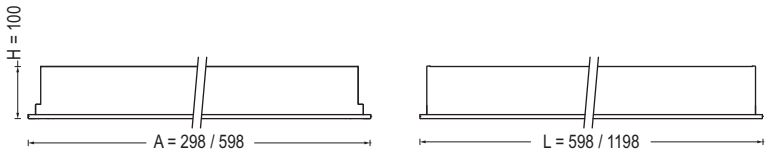

ZETA 65 LED TXT
Planirex diffuser with PC prism-textured TXT diffuser
Schermo Planirex con lastra in PC prismatizzato TXT

CE IP65

Code *Codice*	System Power *Potenza Sistema*	Source *Sorgente*	Output flux *Flusso uscente*	D	DD	1E	L	A	H	Kg
T33XL101EU	23W	4 LED engine	1985 lm	•	•	•	598	298	100	5,8
T33XL102EU	34W	6 LED engine	2975 lm	•	•	•	598	598	100	8,1
T33XL103EU	62W	8 LED engine	4775 lm	•	•	•	598	598	100	8,1
T33XL104EU	62W	8 LED engine	4775 lm	•	•	•	1198	298	100	7,2

Photometric data reference:
Fotometria di riferimento:
T33XL101EU

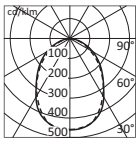

η 100%

Accessories included
Accessori inclusi

- LED sources 4000K
- *Sorgenti LED 4000K*

CEILING RECESSED
INCASSI SOFFITTO

TXT Planirex diffuser made of 3 mm thick self-extinguishing trasparent polycarbonate (PC) plate with prism-textured inside. Internal SSM symmetrical reflector made of mirror-finish high-bright oxidised aluminium. Frame made of extruded aluminium natural anodised.
Fixed with no-loss nickel steel pins.
Schermo Planirex con lastra TXT in policarbonato (PC) trasparente autoestinguente, prismatizzato internamente, spessore 3 mm. Riflettore interno SSM simmetrico in alluminio purissimo speculare brillantato. Telaio in estruso di alluminio anodizzato naturale. Sistemi di bloccaggio con perni imperdibili in acciaio nichelato.
Note: Available with support baskets for monolithical ceilings.
Nota: A richiesta versione con cestello di sostegno.

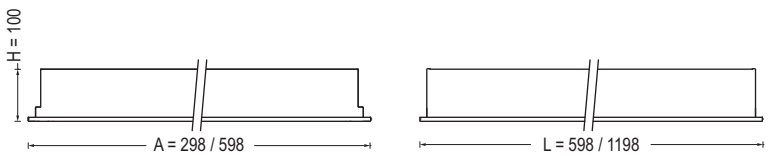

ZETA 65 LED TXT
Planirex diffuser with PC prism-textured TXT diffuser and SSM reflector
Schermo Planirex con lastra in PC prismatizzato TXT e Riflettore SSM

CE IP65

Code *Codice*	System Power *Potenza Sistema*	Source *Sorgente*	Output flux *Flusso uscente*	D	DD	1E	L	A	H	Kg
T33KL101EU	23W	4 LED engine	2075 lm	•	•	•	598	298	100	5,8
T33KL102EU	34W	6 LED engine	3110 lm	•	•	•	598	598	100	8,1
T33KL103EU	62W	8 LED engine	4985 lm	•	•	•	598	598	100	8,1
T33KL104EU	62W	8 LED engine	4985 lm	•	•	•	1198	298	100	7,2

Photometric data reference:
Fotometria di riferimento:
T33KL101EU

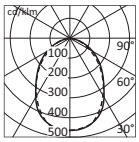

η 100%

Accessories included
Accessori inclusi

- LED sources 4000K
- *Sorgenti LED 4000K*

Optional accessories
Accessori opzionali

- To see page 320
- *Vedere pagina 320*

Zeta 65 LED

CEILING RECESSED
INCASSI SOFFITTO

VB Planirex diffuser made of 4 mm thick prism-textured pressed glass pane. Frame made of extruded aluminium natural anodised.
Fixed with no-loss nickel steel pins.
Schermo Planirex con lastra in vetro pressato prismatizzato (VB), spessore 4 mm. Telaio in estruso di alluminio anodizzato naturale. Sistemi di bloccaggio con perni imperdibili in acciaio nichelato.
Note: Available with support baskets for monolithical ceilings.
Nota: A richiesta versione con cestello di sostegno.



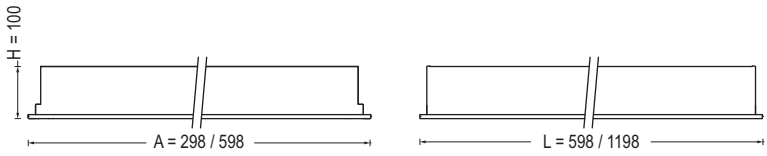

ZETA 65 LED VB
Planirex diffuser with prism-textured tempered Glass
Schermo Planirex con Vetro temperato prismatizzato

IP65

Code *Codice*	System Power *Potenza Sistema*	Source *Sorgente*	Output flux *Flusso uscente*	D	DD	1E	L	A	H	Kg
T33ML101EU	23W	4 LED engine	2195 lm	•	•	•	598	298	100	7,5
T33ML102EU	34W	6 LED engine	3290 lm	•	•	•	598	598	100	9,8
T33ML103EU	62W	8 LED engine	5270 lm	•	•	•	598	598	100	9,8

Photometric data reference:
Fotometria di riferimento:
T33ML101EU

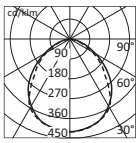

η 100%

Accessories included
Accessori inclusi

- LED sources 4000K
- *Sorgenti LED 4000K*

CEILING RECESSED
INCASSI SOFFITTO

VB Planirex diffuser made of 4 mm thick prism-textured pressed glass pane. Internal SSM symmetrical reflector made of mirror-finish high-bright oxidised aluminium. Frame made of extruded aluminium natural anodised. Fixed with no-loss nickel steel pins.
Schermo Planirex con lastra in vetro pressato prismatizzato (VB), spessore 4 mm. Riflettore interno SSM simmetrico in alluminio purissimo speculare brillantato. Telaio in estruso di alluminio anodizzato naturale. Sistemi di bloccaggio con perni imperdibili in acciaio nichelato
Note: Available with support baskets for monolithical ceilings.
Nota: A richiesta versione con cestello di sostegno.



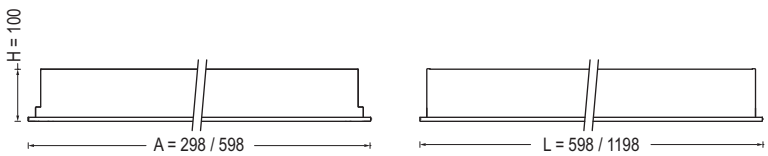

ZETA 65 LED VB
Planirex diffuser with prism-textured tempered Glass and SSM reflector
Schermo Planirex con Vetro temperato prismatizzato e Riflettore SSM

IP65

Code *Codice*	System Power *Potenza Sistema*	Source *Sorgente*	Output flux *Flusso uscente*	D	DD	1E	L	A	H	Kg
T33VL101EU	23W	4 LED engine	2310 lm	•	•	•	598	298	100	7,5
T33VL102EU	34W	6 LED engine	3465 lm	•	•	•	598	598	100	9,8
T33VL103EU	62W	8 LED engine	5555 lm	•	•	•	598	598	100	9,8

Photometric data reference:
Fotometria di riferimento:
T33VL101EU

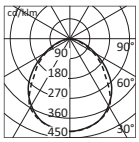

η 100%

Accessories included
Accessori inclusi

- LED sources 4000K
- *Sorgenti LED 4000K*

Optional accessories
Accessori opzionali

- To see page 320
- *Vedere pagina 320*

Optional accessoires
Accessori opzionali

Universal brackets
Staffe universali

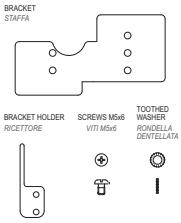

MEC1067

ZETA 55 GP FLUO
ZETA 65 GP FLUO
Universal bracket kit for suspended mounting into inspectable false-ceilings with framework square to the lamps (4 pcs.).
Kit di staffe universali (4 pz.) per la sospensione in controsoffitti ispezionabili con struttura portante ortogonale alle lampade.

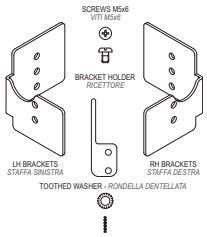

MEC1068

ZETA 55 GP FLUO
ZETA 65 GP FLUO
Universal bracket kit for suspended mounting into inspectable false-ceilings with framework parallel to the lamps (4 pcs.).
Kit di staffe universali (4 pz.) per la sospensione in controsoffitti ispezionabili con struttura portante parallela alle lampade.

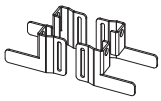

MEC6246

Zeta 55 LED
Zeta 65 LED
Universal brackets (4 pcs.).
Vertical excursion 21-63mm.
Staffe universali (4 pz.).
Escursione verticale 21-63mm.

Non inspectable solid false-ceilings
Controsoffitti monolitici non ispezionabili

How to order ZETA RIFLESSA with support basket
Come ordinare ZETA RIFLESSA con cestello di sostegno

1 → Choose the ZETA version.
Scegliere la versione di ZETA.

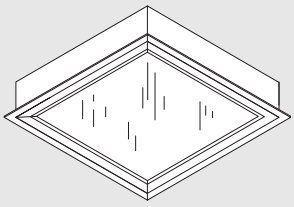

Example / *Esempio:*
T33VL102EU
ZETA 65 LED VB
34W

2 → Compose the code + support basket.
Componi il codice + cestello di sostegno.

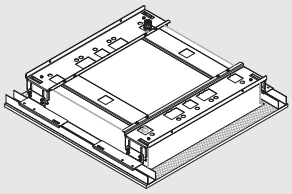

Example / *Esempio:*
T33VL102EU/CEST

Zeta Up

RECESSED LUMINAIRE SERIES FOR WALKABLE FALSE-CEILINGS. IP65 ON ROOM SIDE / IP20 ON FALSE-CEILING SIDE
SERIE APPARECCHI AD INCASSO CONTROSOFFITTI CALPESTABILI CON GRADO DI PROTEZIONE IP65 LATO AMBIENTE / IP20 LATO CONTROSOFFITTO

Luminaire suitable for walkable false-ceilings, either solid or modular made of polyurethane foam panels coated in pre-painted steel or aluminium. The luminaire is removable and fixed on a frame secured by special brackets according to the false-ceiling thickness - standard production for the following thickness values: 40, 50, 60, 80, 100 and 120 mm - Pls. contact our Technical Department for other thickness and size specifications.
Apparecchi idonei per controsoffitti ispezionabili calpestabili monolitici o a pannelli modulari schiumati poliuretanici con rivestimento in acciaio o alluminio preverniciato o plastificato. L'apparecchio è removibile, in appoggio su telaio sostenuto da apposite staffe dimensionate in funzione dello spessore del controsoffitto - di serie per i seguenti spessori: 40, 50, 60, 80, 100 e 120 mm - per altri spessori e caratteristiche dimensionali su specifica consultare il nostro ufficio tecnico.

ENCLOSURE PROTECTION
GRADO DI PROTEZIONE

Products with double IP rating are designed to meet the requirements for installation in sterile areas and clean rooms where specific checks on air and surface contamination levels must guarantee a "certified safe" environment.
I prodotti aventi doppio grado di protezione sono concepiti per soddisfare le richieste di installazioni in ambienti sterili e camere bianche con specifici controlli sui livelli di contaminazione dell'aria e delle superfici, a garanzia di un ambiente "sicuro" e "certificato".

IP20 — The lower enclosure protection refers exclusively to the part of the luminaire that is not directly in contact with the environment and is housed in the space, between the false-ceiling and the real ceiling, where protecting the optical compartment is not required.
Il grado di protezione minore, si riferisce esclusivamente alla parte dell'apparecchio non esposta direttamente all'ambiente, alloggiata nell'intercapedine fra il controsoffitto e la soletta, ove non è necessario proteggere il vano ottico.

IP65 — The higher enclosure protection is required inside the room and is obtained through of sealants that prevent ingress or exchange of airborne particles between the room and the upper space. To achieve tightness between the two elements, during installation, the installer shall take opportune actions to guarantee sealing as required.
Il grado di protezione più elevato, invece, è richiesto all'interno dell'ambiente ed è ottenuto con sigillanti che impediscono l'infiltrazione o lo scambio di particelle volatili fra la stanza ed il lato intercapedine. Al fine di ottenere la tenuta fra i due elementi sarà necessario, quindi, che il tecnico posatore, in fase di messa in opera, intervenga con opportune azioni che assicurino il grado di impermeabilità richiesto.

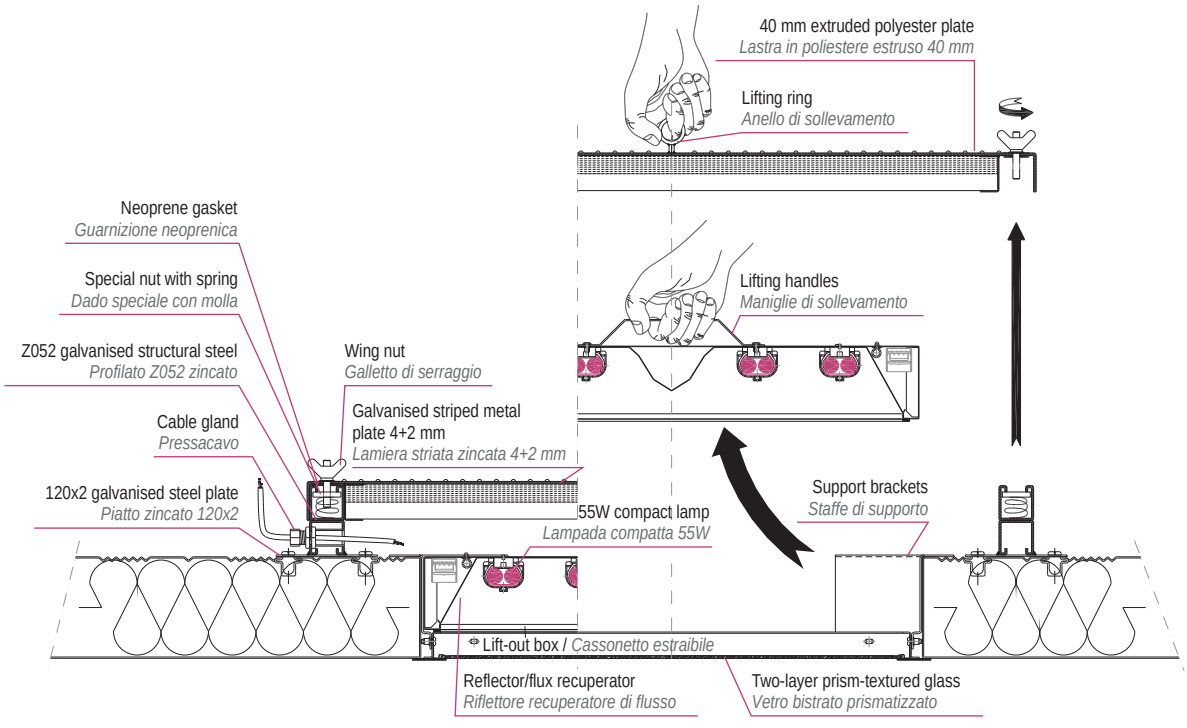

ATTENTION: do not cover the fitting with air tight cover. Use metal fishnet or micro-drilled sheet metal to allow proper ventilation unit.
ATTENZIONE: non utilizzare come chiusura di sicurezza un coperchio sigillato. Usare rete metallica o lamiera stirata per permettere la giusta aerazione all'apparecchio.

Zeta Up

CEILING RECESSED
INCASSI SOFFITTO

3 mm thick transparent toughened glass pane. Frame made of powder-coated steel plate. Fixed with a specially sized counter-frame with brackets suitable to false-ceiling thickness.
Lastra in vetro trasparente temperato spessore 3 mm. Telaio in lamiera d'acciaio. Sistema di bloccaggio tramite controtelaio dimensionato e staffato in funzione dello spessore del controsoffitto.

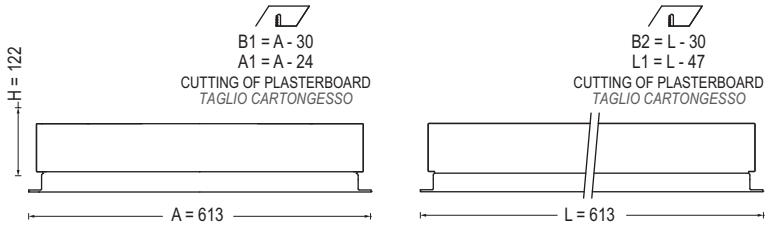

Zeta Up VTP
Planirex diffuser with transparent glass pane
Schermo Planirex con lastra in vetro trasparente

Code *Codice*	Source Power *Potenza Sorgente*	Source *Sorgente*	Socket *Attacco*	D	DD	1E	L	A	H	Kg
T86MD005EU/Z	2x55W	TC-L	2G11	•	•	•	613	613	122	11,0
T86MD006EU/Z ■	4x55W	TC-L	2G11	•	•	•	613	613	122	11,4

Photometric data reference:
Fotometria di riferimento:
T86MD005EU/Z

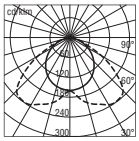

η 63%
UGR T < 20,6
UGR L < 20,4

■ Luminaires fitted with two ballasts.
Apparecchi equipaggiati con due alimentatori.

CEILING RECESSED
INCASSI SOFFITTO

3 mm thick tranlucent toughened glass pane. Frame made of powder-coated steel plate. Fixed with a specially sized counter-frame with brackets suitable to false-ceiling thickness.
Lastra in vetro traslucido, temperato, spessore 3 mm. Telaio in lamiera d'acciaio. Sistema di bloccaggio tramite controtelaio dimensionato e staffato in funzione dello spessore del controsoffitto.

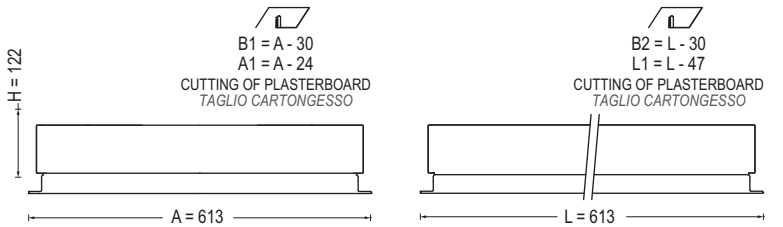

Zeta Up VTL
Planirex diffuser with translucent glass pane
Schermo Planirex con lastra in vetro traslucido

Code *Codice*	Source Power *Potenza Sorgente*	Source *Sorgente*	Socket *Attacco*	D	DD	1E	L	A	H	Kg
T86MD001EU/Z	2x55W	TC-L	2G11	•	•	•	613	613	122	11,0
T86MD002EU/Z ■	4x55W	TC-L	2G11	•	•	•	613	613	122	11,4

Photometric data reference:
Fotometria di riferimento:
T86MD001EU/Z

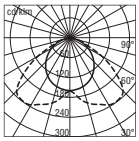

η 63%
UGR T < 20,6
UGR L < 20,4

■ Luminaires fitted with two ballasts.
Apparecchi equipaggiati con due alimentatori.

CEILING RECESSED
INCASSI SOFFITTO

PC prismatic diffuser made of 3 mm thick self-extinguishing trasparent polycarbonate plate with prism-textured inside. Fixed with a specially sized counter-frame with brackets suitable to false-ceiling thickness.
Lastra in policarbonato (PC) trasparente autoestinguente, prismatizzato internamente, spessore 3 mm. Telaio in lamiera d'acciaio. Sistema di bloccaggio tramite controtelaio dimensionato e staffato in funzione dello spessore del controsoffitto.

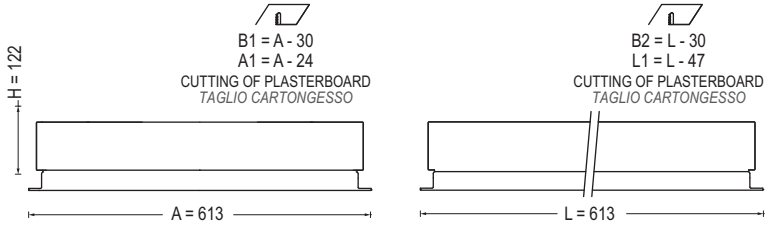

Zeta Up PC
Planirex diffuser with PC prism-textured diffuser
Schermo Planirex con lastra in PC prismatizzato

Code *Codice*	Source Power *Potenza Sorgente*	Source *Sorgente*	Socket *Attacco*	D	DD	1E	L	A	H	Kg
T86FD001EU/Z	2x55W	TC-L	2G11	•	•	•	613	613	122	9,5
T86FD002EU/Z ■	4x55W	TC-L	2G11	•	•	•	613	613	122	9,9

Photometric data reference:
Fotometria di riferimento:
T86FD001EU/Z

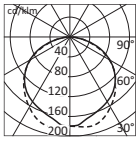

η 56%
UGR T < 23,9
UGR L < 23,7

■ Luminaires fitted with two ballasts.
Apparecchi equipaggiati con due alimentatori.

STANDARD *BASE* | EU/Z | semi-bright white/white RAL 9010 *bianco semilucido/bianco RAL 9010*

Zeta Up LED

CEILING RECESSED
INCASSI SOFFITTO

3 mm thick transparent toughened glass pane. Frame made of powder-coated steel plate.
Fixed with a specially sized counter-frame with brackets suitable to false-ceiling thickness.
Lastra in vetro trasparente temperato spessore 3 mm. Telaio in lamiera d'acciaio. Sistema di bloccaggio tramite controtelaio dimensionato e staffato in funzione dello spessore del controsoffitto.

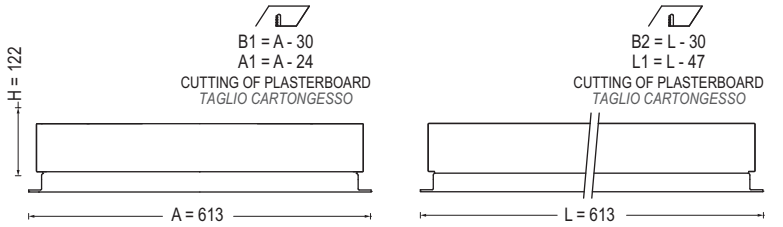

ZETA Up LED VTL
Planirex diffuser with translucent glass pane
Schermo Planirex con lastra in vetro traslucido

Code *Codice*	System Power *Potenza Sistema*	Source *Sorgente*	Output flux *Flusso uscente*	D	DD	1E	L	A	H	Kg
T86ML001EU/Z	62W	8 LED engine	5070 lm	•	•	•	613	613	122	11,0

Accessories included
Accessori inclusi

• LED sources 4000K
• *Sorgenti LED 4000K*

CEILING RECESSED
INCASSI SOFFITTO

TXT prismatic diffuser made of 3 mm thick self-extinguishing trasparent polycarbonate (PC) plate with prism-textured inside.
Fixed with a specially sized counter-frame with brackets suitable to false-ceiling thickness.
Lastra TXT in policarbonato (PC) trasparente autoestinguente, prismatizzato internamente, spessore 3 mm. Telaio in lamiera d'acciaio. Sistema di bloccaggio tramite controtelaio dimensionato e staffato in funzione dello spessore del controsoffitto.

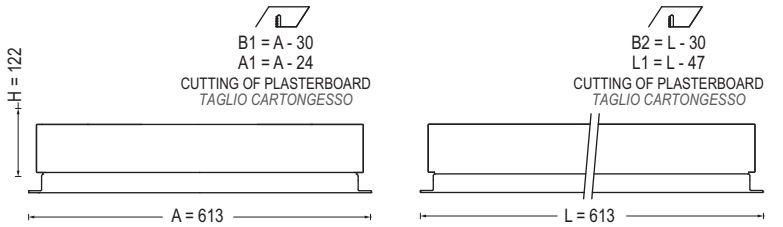

ZETA Up LED TXT
Planirex diffuser with PC prism-textured TXT diffuser
Schermo Planirex con lastra in PC prismatizzato TXT

Code *Codice*	System Power *Potenza Sistema*	Source *Sorgente*	Output flux *Flusso uscente*	D	DD	1E	L	A	H	Kg
T86XL001EU/Z	62W	8 LED engine	4775 lm	•	•	•	613	613	122	10,5

Photometric data reference:
Fotometria di riferimento:
T86XL001EU/Z

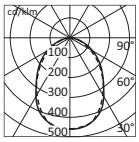

η 100%

Accessories included
Accessori inclusi

• LED sources 4000K
• *Sorgenti LED 4000K*

Optional accessoires
Accessori opzionali

Brackets
Staffe

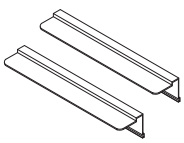

ZETA Up/Up LED
Mounting bracket kit for general sandwich-panel false-ceilings (2 pcs.)
Kit staffe di fissaggio per controsoffitti sandwich generici (2 pz.).

MEC1673EU	MEC1675EU
false-ceilings h 40mm *controsoffitti h 40mm*	false-ceilings h 80mm *controsoffitti h 80mm*
MEC1674EU	MEC1676EU
false-ceilings h 50mm *controsoffitti h 50mm*	false-ceilings h 100mm *controsoffitti h 100mm*
MEC1662EU	MEC1677EU
false-ceilings h 60mm *controsoffitti h 60mm*	false-ceilings h 120mm *controsoffitti h 120mm*

Zeta riflessa

CEILING RECESSED
INCASSI SOFFITTO

Planirex diffuser made of 3 mm thick trasparent tempered glass pane. Equipped with single micro-drilled refractor made of powder-coated steel plate. Frame made of extruded aluminium natural anodised.
Fixed with no-loss nickel steel pins.
Schermo Planirex con lastra in vetro trasparente temperato, spessore 3mm. Rifrattore Microforato singolo in lamiera d'acciaio profilata, verniciata a polvere. Telaio in estruso di alluminio anodizzato naturale. Sistemi di bloccaggio con perni imperdibili in acciaio nichelato.

Note: Available with support baskets for monolithical ceilings.
Nota: A richiesta versione con cestello di sostegno.

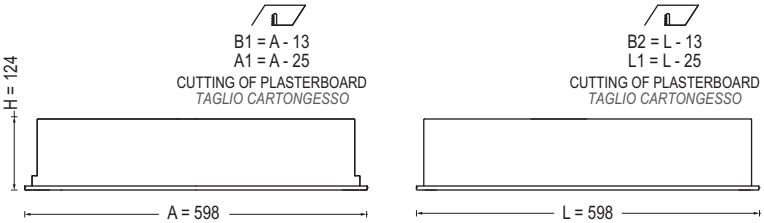

Zeta riflessa
Planirex diffuser with transparent glass pane, single micro-drilled refractor and white reflex reflector
Schermo Planirex con lastra in vetro trasparente, rifrattore microforato singolo e riflettore reflex bianco

IP55

Code *Codice*	Source Power *Potenza Sorgente*	Source *Sorgente*	Socket *Attacco*	D	DD	1E	L	A	H	Kg
T33JD001EU/Z	1x40W	TC-L	2G11	•	•	•	598	598	124	10,2
T33JD002EU/Z	1x55W	TC-L	2G11	•	•	•	598	598	124	11,0
T33JD003EU/Z	2x40W	TC-L	2G11	•	•	•	598	598	124	12,7
T33JD004EU/Z	2x55W	TC-L	2G11	•	•	•	598	598	124	12,7

Photometric data reference:
Fotometria di riferimento:
T33JD001EU/Z

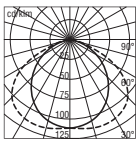

η 33,43%
UGR T < 16,4
UGR L < 14,8

Optional accessories
Accessori opzionali

Support baskets
Cestelli di sostegno

x 4 Bracket *Staffa*

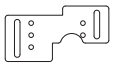

x 8 Screw *Vite* M5x12

MEC1287
ZETA Riflessa
Suspension bracket kit (4 pcs.).
Kit di staffe per la sospensione (4 pz.).

Non inspectable solid false-ceilings
Controsoffitti monolitici non ispezionabili

How to order ZETA RIFLESSA with support basket
Come ordinare ZETA RIFLESSA con cestello di sostegno

1 Choose the ZETA version.
Scegliere la versione di ZETA.

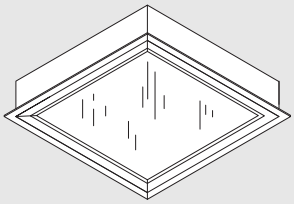

Example / *Esempio:*
T33JD001EU/Z
ZETA RIFLESSA
1x40W

2 Compose the code + support basket.
Componi il codice + cestello di sostegno.

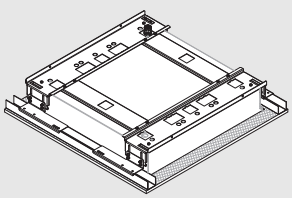

Example / *Esempio:*
T33JD001EU/Z/CEST

STANDARD *BASE* | EU | semi-bright white *bianco semilucido*

Zeta LL

CEILING RECESSED
INCASSI SOFFITTO

VPP Planirex diffuser made of 3 mm thick prism-textured pressed glass pane. Internal SSM symmetrical reflector made of mirror-finish high-bright oxidised aluminium. Frame made of extruded aluminium natural anodised. Fixed with no-loss nickel steel pins.
Schermo Planirex con lastra in vetro pressato prismatizzato (VPP), spessore 3 mm. Riflettore interno SSM simmetrico in alluminio purissimo speculare brillantato. Telaio in estruso di alluminio anodizzato naturale. Sistemi di bloccaggio con perni imperdibili in acciaio nichelato.

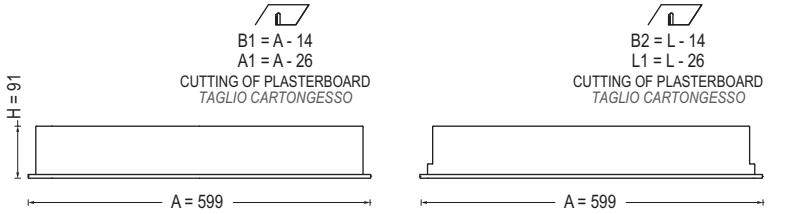

Zeta LL VPP
Planirex diffuser with prism-textured pressed glass pane and SSM reflector
Schermo Planirex con lastra in vetro pressato prismatizzato e riflettore SSM

Code *Codice*	Source Power *Potenza Sorgente*	Source *Sorgente*	Socket *Attacco*	D	DD	1E	L	A	H	Kg
T33MG017EU	4x14W	T5	G5	•	•	•	599	599	91	8,7
T33MG018EU	4x24W	T5	G5	•	•	•	599	599	91	8,9
T33MG019EU	2x55W	TC-L	2G11	•	•	•	599	599	91	8,8
T33MG021EU ■	3x55W	TC-L	2G11	•	•	•	599	599	91	11,0
T33MG020EU ■	4x55W	TC-L	2G11	•	•	•	599	599	91	11,6

■ Luminaires fitted with two ballasts.
Apparecchi equipaggiati con due alimentatori.

CEILING RECESSED
INCASSI SOFFITTO

PC Planirex diffuser made of 3 mm thick self-extinguishing trasparent polycarbonate plate with prism-textured inside. Internal SSM symmetrical reflector made of mirror-finish high-bright oxidised aluminium. Frame made of extruded aluminium natural anodised. Fixed with no-loss nickel steel pins.
Schermo Planirex con lastra in policarbonato (PCR) trasparente autoestinguente, prismatizzato internamente, spessore 3 mm. Riflettore interno SSM simmetrico in alluminio purissimo speculare brillantato. Telaio in estruso di alluminio anodizzato naturale. Sistemi di bloccaggio con perni imperdibili in acciaio nichelato.

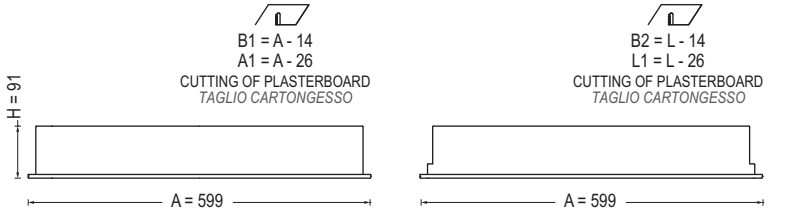

Zeta LL PC
Planirex diffuser with PC prism-textured diffuser and SSM reflector
Schermo Planirex con lastra in PC prismatizzato e riflettore SSM

Code *Codice*	Source Power *Potenza Sorgente*	Source *Sorgente*	Socket *Attacco*	D	DD	1E	L	A	H	Kg
T33HG098EU	4x14W	T5	G5	•	•	•	599	599	91	7,6
T33HG099EU	4x24W	T5	G5	•	•	•	599	599	91	7,8
T33HG100EU	2x55W	TC-L	2G11	•	•	•	599	599	91	7,8
T33HG102EU ■	3x55W	TC-L	2G11	•	•	•	599	599	91	11,0
T33HG101EU ■	4x55W	TC-L	2G11	•	•	•	599	599	91	8,2

Photometric data reference:
Fotometria di riferimento:
T33HG098EU

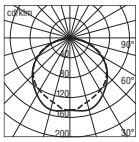

η 45,22%
UGR T < 20,6
UGR L < 20,4

■ Luminaires fitted with two ballasts.
Apparecchi equipaggiati con due alimentatori.

Zeta LL

CEILING RECESSED
INCASSI SOFFITTO

PMMA Planirex diffuser made of 3 mm thick highly trasparent methacrylate plate with prism-textured inside. Equipped with darklight symmetrical reflector louvre made of mirror-finish high-bright oxidised aluminium. Frame made of extruded aluminium natural anodised. Fixed with no-loss nickel steel pins.
Schermo Planirex con lastra in metacrilato (PMMA) trasparente, prismatizzato internamente, spessore 3 mm, di elevata trasparenza. Riflettore interno SSM simmetrico in alluminio purissimo speculare brillantato. Telaio in estruso di alluminio anodizzato naturale. Sistemi di bloccaggio con perni imperdibili in acciaio nichelato.

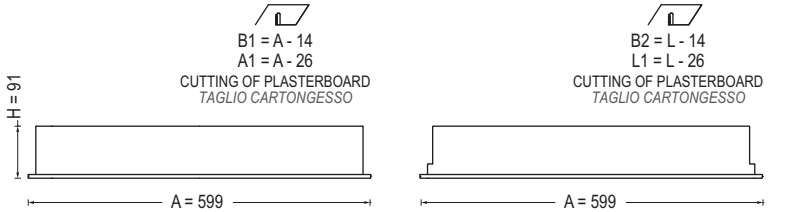

Zeta LL PMMA
Planirex diffuser with PMMA prism-textured diffuser and SSM reflector
Schermo Planirex con lastra in PMMA prismatizzato e riflettore SSM

IP20 IP54

Code *Codice*	Source Power *Potenza Sorgente*	Source *Sorgente*	Socket *Attacco*	D	DD	1E	L	A	H	Kg
T33HD107EU	4x14W	T5	G5	•	•	•	599	599	91	8,7
T33HD108EU	4x24W	T5	G5	•	•	•	599	599	91	8,9
T33HD109EU	2x55W	TC-L	2G11	•	•	•	599	599	91	8,8
T33HD111EU ■	3x55W	TC-L	2G11	•	•	•	599	599	91	11,0
T33HD110EU ■	4x55W	TC-L	2G11	•	•	•	599	599	91	11,6

Photometric data reference:
Fotometria di riferimento:
T33HD107EU

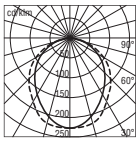

η 58,94%
UGR T < 21
UGR L < 20,3

■ Luminaires fitted with two ballasts.
Apparecchi equipaggiati con due alimentatori.

Optional accessoires
Accessori opzionali

Mounting
Montaggio

MEC0111

Suspension bracket kit 11° for all versions except single lamp versions (4 pcs.).
Kit staffe sospensione 11° per tutte le versioni tranne quelle monolampada (4 pz.).

Technical information

informazioni tecniche

DIRECTIVE CE N. 245/2009 ON BALLASTS FOR FLUORESCENT LAMPS.

DIRETTIVA CE N. 245/2009 SUGLI ALIMENTATORI PER LAMPADE FLUORESCENTI.

Directive CE 245/2009, concerns energy efficiency requirements for ballasts for fluorescent lamps.
"Lamp+ballast" system losses, have been defined by CELMA (European Federation of the associations of constructors of lighting equipment and of electric and electronic components); with five different energy efficiency classes for ballasts identified with the acronym EEI (Energy Efficiency Index) and, starting from the most efficient, with the characters:

- EEI = A1 electronic ballasts with dimmer
- EEI = A2 electronic ballasts with limited losses
- EEI = A3 electronic ballasts
- EEI = B1 electromagnetic ballasts with very low losses
- EEI = B2 electromagnetic ballasts with low losses

La direttiva CE 245/2009, concerne i requisiti di efficienza energetica degli alimentatori per lampade fluorescenti.
Le perdite del sistema "lampada+alimentatore", sono definite dal CELMA (la Federazione Europea delle associazioni dei costruttori di apparecchi di illuminazione e di componenti elettrici ed elettronici); con cinque classi di efficienza energetica degli alimentatori identificati dalla sigla EEI (Energy Efficiency Index) e, a partire da quella a maggior efficienza, dai caratteri:

- *EEI = A1 alimentatori elettronici dimmerabili*
- *EEI = A2 alimentatori elettronici con perdite ridotte*
- *EEI = A3 alimentatori elettronici*
- *EEI = B1 alimentatori elettromagnetici con perdite molto basse*
- *EEI = B2 alimentatori elettromagnetici con perdite basse*

Lamp type (categories) *Tipo di lampada (categorie)*	Power lamp at 50 Hz (W) *Potenza della lampada a 50 Hz(W)*	Power absorbed (W) by the ballast-lamp circuit corresponding to the different class *Potenza assorbita (W) dal circuito alimentatore-lampada corrispondente alle diverse classi*				
		A1	A2	A3	B1	B2
Tubular lamp *Lampada Tubolare*	15	<9	<6	<18	<21	<23
	18	<10,5	<19	<21	<24	<26
	30	<16,5	<31	<33	<36	<38
	36	<19	<36	<38	<41	<43
	38	<20	<38	<40	<43	<45
		<29,5	<55	<59	<64	<67
	70	<36	<68	<72	<77	<80
Compact lamps with 2 tubes *Lampade compatte a 2 tubi*	18	<10,5	<19	<21	<24	<26
	24	<13,5	<25	<27	<30	<32
	36	<19	<36	<38	<41	<43
Compact lamps with 4 tubes *Lampade compatte a 4 tubi*	10	<6,5	<11	<13	<14	<16
	13	<8	<14	<16	<17	<19
	18	<10,5	<19	<21	<24	<26
	26	<14,5	<27	<29	<32	<34
Compact lamps with 6 tubes *Lampade compatte a 6 tubi*	18	<10,5	<19	<21	<24	<26
	26	<14,5	<27	<29	<32	<34
	16	<8,5	<17	<19	<21	<23
	21	<12	<22	<24	<27	<29
	28	<15,5	<29	<31	<34	<36
	38	<20	<38	<40	<43	<45

FLUORESCENT LAMPS / *LAMPADE FLUORESCENTI*

Power *Potenza* W	ILCOS (*)	Size *Dimensioni* mm	Condens. mF	Color temp. *Temp. colore* K	Socket *Attacco*	Color rendering *Resa colore*	Flow *Flusso* lm
Compact fluorescent - TC L *Fluorescenti compatte - TC L*							
18	FSD	44x23x217	45	2700/4800	2G11	1A	750
24	FSD	44x23x317	45	2700/4800	2G11	1A	1200
36	FSD	45x23x411	45	2700/4800	2G11	1A	1900
40	FSDH	45x23x533	//	2700/4800	2G11	1A	2200
55	FSDH	45x23x533	//	2700/4800	2G11	1A	3000
18	FSD	44x23x217	45	2700/4800	2G11	1B	1200
24	FSD	44x23x317	45	2700/4800	2G11	1B	1800
36	FSD	45x23x411	45	2700/4800	2G11	1B	2900
40	FSDH	45x23x533	//	2700/4800	2G11	1B	3500
55	FSDH	45x23x533	//	2700/4800	2G11	1B	4800
80	FSDH	45x23x570	//	2700/4800	2G11	1B	6000
Compact fluorescent *Fluorescente lineare T5*							
14	FDH	Ø16x549	//	3000/6000	G5	1B	1200
21	FDH	Ø16x849	//	3000/6000	G5	1B	1900
28	FDH	Ø16x1149	//	3000/6000	G5	1B	2600
35	FDH	Ø16x1449	//	3000/6000	G5	1B	3300
24	FDH	Ø16x549	//	3000/6000	G5	1B	1750
39	FDH	Ø16x849	//	3000/6000	G5	1B	3100
49	FDH	Ø16x1449	//	3000/6000	G5	1B	4300
54	FDH	Ø16x1149	//	3000/6000	G5	1B	4450
80	FDH	Ø16x1449	//	3000/6000	G5	1B	6150
Tubolar fluorescent - T8 with electronic ballast *Fluorescente lineare T8 con alimentatore elettronico*							
18	FD	Ø26x590	45	3000/5400	G13	1A	1200
36	FD	Ø26x1200	45	3000/5400	G13	1A	2750
58	FD	Ø26x1500	7	3000/5400	G13	1A	4400
18	FD	Ø26x590	45	2700/6000	G13	1B	1200
36	FD	Ø26x1200	45	2700/6000	G13	1B	3200
58	FD	Ø26x1500	7	2700/6000	G13	1B	5000

(*) ILCOS (International Lamp Coding System) according to/*secondo* IEC 1231.

EMERGENCY LIGHTING / ILLUMINAZIONE DI EMERGENZA

1.1 Generalities / *Generalità*

Emergency lighting is intended for operation when standard lighting fails (UNI EN 1838 Lighting engineering application - Lighting emergency) and it is divided into the following types:

- Back up lighting that, in case of failure of standard power supply, should allow the working operations normal.
- Safety lighting: in case of lack of power supply, this light provides the necessary level of illumination to evacuate the area and to finish the potentially dangerous operations.
- The lighting is divided into:
  - Lighting of escape routes
  - Anti-panic lighting
  - Lighting risk activities

L'illuminazione di emergenza è quella destinata a funzionare quando viene a mancare l'illuminazione ordinaria (UNI EN 1838 Applicazione dell'Illuminotecnica - Illuminazione di emergenza) e si divide in:

- *Illuminazione di riserva: parte dell'illuminazione di emergenza che, in mancanza della fonte energetica ordinaria, consente il proseguimento della normale attività lavorativa.*
- *Illuminazione di sicurezza: parte dell'illuminazione di emergenza che, in mancanza della fonte energetica ordinaria, provvede all'illuminazione per la sicurezza delle persone durante l'evacuazione di una zona o di coloro che tentano di completare un'operazione potenzialmente pericolosa prima di lasciare la zona stessa.*
- *Si divide a sua volta in:*
  - *Illuminazione delle vie di fuga*
  - *Illuminazione antipanico*
  - *Illuminazione di attività ad alto rischio*

1.2 Installation / *Costruzione*

The safety system must be independent from any other electrical system on the premises.

L'impianto di sicurezza deve essere indipendente da qualsiasi altro impianto elettrico del locale.

1.3 Intervention / *Intervento*

The automatic intervention time for safety lighting goes from the moment units that the ordinary power system fails and the moment in which safety are enabled. Regulations identify automatic intervention safety power supply in five different categories, depending on the time required for them to become available:

1) Continuity power supply, which allows lighting devices and therefore permanently lit, that is to say without a break.
2) Power supply with a very brief interruption, no higher than 0.15 s
3) Power supply with a brief interruption, higher than 0.15 s but not higher than 0.5 s,
4) Power supply with a medium interruption, higher than 0.5 s but not higher than 15 s
5) Power supply with a long interruption, higher than 15 s.

The choice of the type of interruption must be made according to the use, that is to say in compliance with the requirements of the low or specific technical regulations.
A typical example of safety lighting devices which always remain lit is that of cinemas and theatres, where lighting, of escape routes outside the auditorium and safety lighting inside the auditorium, is permanent.
Regulation UNI EN 1838 requires that along escape routes, light sources must reach at least 50% of their light performance within 5 s and 100% within 60 seconds.

Il tempo di intervento automatico dell'illuminazione di sicurezza è quello che intercorre tra l'istante in cui viene meno l'alimentazione dell'impianto ordinario di illuminazione e l'istante in cui vengono attivate le sorgenti di sicurezza. Le norme classificano le alimentazioni di sicurezza ad intervento automatico in 5 tipi, sulla base del tempo entro cui esse divengono disponibili:

1) alimentazione di continuità, in funzione della quale gli apparecchi di illuminazione rimangono alimentati e quindi accesi in permanenza, ossia senza soluzione di continuità.
2) alimentazione ad interruzione brevissima, non superiore a 0,15 s
3) alimentazione ad interruzione breve, superiore a 0,15 s, ma non a 0,5 s
4) alimentazione ad interruzione media, superiore a 0,5 s, ma non a 15 s
5) alimentazione ad interruzione lunga superiore a 15 s

La scelta del tipo di interruzione deve essere fatta in relazione alla destinazione d'uso dei locali, ovvero in ottemperanza alle prescrizioni contenute in testi legislativi o in norme tecniche specifiche.
Un tipico esempio di apparecchi di illuminazione di sicurezza che rimangono sempre accesi è quello dei cinematografi e dei teatri, dove l'illuminazione, sia delle vie di fuga esterne alla sala, sia della segnaletica di sicurezza presente in sala, è permanente.
Lungo le vie di fuga la Norma UNI EN 1838 prescrive che le sorgenti luminose debbano raggiungere almeno il 50% della propria resa luminosa entro 5 s ed il 100% entro 60 s.

1.4 Autonomy / *Autonomia*

Devices may be generally supplied with emergency unit with an autonomy of 1 or 3 hours.
The choice of the autonomy of a safety lighting system, unless otherwise specified by regulations (CEI 64-4, CEI 64-8, CEI 64-50, etc.) or legislation, must be in relation to the time required to evacuate the premises, while for a back up system, the choice depends on the time needed to end a work cycle.
All batteries, either Lead or NiCd, suffer from a progressive loss of power during their life.
This loss can be accelerated in case of long storage or operation in high temperature.
Autonomous emergency luminaries must be fitted with batteries that do not need replacement for at least 4 years of current operation (EN 60 598-2-22:1999-04 par.22.6.8).
Battery replacements required when the luminaire does no longer meet declared duration performance.

Gli apparecchi possono essere forniti normalmente con gruppi di emergenza aventi una autonomia di 1h o 3h.
Per un impianto di illuminazione di sicurezza la scelta del tempo di autonomia, quando non sono specificati nelle norme (CEI 64-4, CEI 64-8, CEI 64-50, ecc.) o in atti legislativi (Dlgs, DM, ecc.), deve essere legata alla valutazione del tempo necessario all'evacuazione del/i locale/i, mentre per un impianto di riserva la scelta dipende dal tempo necessario per concludere un ciclo di lavoro.
Tutte le batterie, sia al Piombo che al NiCd, subiscono una perdita dell'effettiva capacità durante la loro vita, che si riduce ulteriormente nel caso di lunghi tempi di immagazzinamento o di funzionamento in ambienti ad elevate temperature.
Gli apparecchi di emergenza autonomi devono impiegare batterie che non richiedano la sostituzione per almeno 4 anni di funzionamento ordinario (EN 60 598-2-22:1999-04 par.22.6.8).
La sostituzione delle batterie è obbligatoria quando l'apparecchio non soddisfa più la prestazione di durata dichiarata.

1.5 Recharging / *Ricarica*

- >6h for premises used for medical purposes; the autonomy must be guaranteed after 6h (CEI 64-4 par. 4.1.01)
- >12h - for schools
  - for private and public entertainment premises
  - for tourist-hotel activities
- >24h whenever not differently required (EN 60 598 2-22.1:1999-04 par.22.19.1)

The emergency groups supplied by Norlight are intended for a 24h recharge A 12h recharge is possible by using the groups with a 3 hour autonomy as if they had a 1h autonomy (in 12h the batteries are charged at 50%, but since they are expected to last 3h, they can ensure the expected 1 hour autonomy). No emergency group is available with a 3h autonomy to be recharged in 12h.

- *>6h nei locali adibiti ad uso medico l'autonomia deve essere garantita dopo 6h (CEI 64-4 par.4.1.01)*
- *>12h - nelle strutture scolastiche*
  - *nei locali di intrattenimento e di pubblico spettacolo*
  - *nelle attività turistico-alberghiere*
- *>24h dove non diversamente prescritto (EN 60 598 2-22.1:1999-04 par.22.19.1)*

I gruppi di emergenza forniti dalla Norlight sono previsti per una ricarica di 24h. La ricarica in 12h è possibile utilizzando i gruppi con un'autonomia di 3h come se fossero da 1h (in 12h le batterie sono caricate al 50%, ma essendo previste per 3h sono in grado di assicurare l'autonomia di 1h prevista). Non è disponibile un gruppo di emergenza con autonomia di 3h che si ricarichi in 12h.

1.6 Maintenance / *Costruzione*

- First installation inspections
  - Operation (turning on or off in case of a power failure through controls, if present)
  - Lighting level
  - Autonomy
  - Line independence
  - Equipment positioning
  - Inhibition controls (if present)
- Periodical inspections
  - every time the premises are opened (only for public premises); operation of the emergency system
  - every six months: check operation of the emergency system and the autonomy
  - every 4 years:

a) check operation of the emergency system, autonomy, lighting level
b) replace batteries

- *Verifiche di prima installazione*
  - *Funzionalità (accensione e spegnimento al mancare della tensione di rete e tramite comandi se presenti)*
  - *Livello di illuminamento*
  - *Autonomia*
  - *Indipendenza delle linee*
  - *Posizionamento apparecchi*
  - *Comandi di inibizione (se presenti)*
- *Verifiche periodiche*
  - *ad ogni apertura del locale (solo per i locali pubblici): la funzionalità dell'impianto di emergenza*
  - *ogni sei mesi: controllo della funzionalità dell'impianto di emergenza e dell'autonomia*
  - *ogni 4 anni:*

a) controllo della funzionalità dell'impianto di emergenza, dell'autonomia, del livello di illuminamento
b) sostituzione delle batterie

Characteristics of the electronic units (inverter + emergency battery) for fluorescent lamps (tubular, compact, circular)
Caratteristiche dei gruppi elettronici (inverter + batteria d'emergenza) per lampade fluorescenti (lineari, compatte, circolari)

- Immediate operation upon main failure
- High efficiency and reduced heat loss
- No blackening and long- lasting lamps
- Recharging indicator (green LED) in full view
- Remote control disabling
- Supply voltage: 230V/50-60 Hz
- Operating frequency 20-30 kHz
- 12h or 24h recharging period depending on the model (in any case, the first time they must be recharged for about 48h)
- Operation both with permanent and non permanent light
- Reliability
- High temperature NiCd accumulators
- Protection device against prolonged discharges
- Replace batteries every 4 years or after approx. 500 charge/discharge cycles, whichever comes first
- Inverter in compliance with EN 60925, EN 61347-1 and EN 61347-2-7
- Supply current: 40 mAmp max, cosφ=0.9
- Max inverter to lamp distance: 2m

- *Intervento istantaneo ad ogni mancanza della tensione di rete*
- *Elevato rendimento con minima dispersione di calore*
- *Assenza di annerimento e maggiore durata delle lampade*
- *Indicatore di ricarica (LED verde) posto in posizione visibile*
- *Possibilità di inibizione con telecomando esterno centralizzato*
- *Tensione di alimentazione 230-240V/50-60Hz*
- *Frequenza di funzionamento 20-30 kHz*
- *Tempo di ricarica 12h o 24h a seconda del modello (in ogni caso la prima volta devono essere tenute in carica per circa 48h)*
- *Funzionamento sia in luce permanente che non permanente*
- *Affidabilità*
- *Accumulatori al NiCd per alta temperatura*
- *Dispositivo di protezione contro le scariche prolungate*
- *Sostituite le batterie ogni 4 anni o dopo circa 500 cicli di scarica-carica, a seconda di ciò che avviene prima*
- *Inverter conforme alle norme EN 60925, EN 61347-1 e EN 61347-2-7*
- *Corrente di alimentazione max 40mA, cosφ=0.9*
- *Distanza massima tra inverter e lampada: 2m*

Typical flow of fluorescent lamps at 25°C with the various types of emergency groups

Flusso tipico delle lampade fluorescenti a 25°C con diversi tipi di gruppi di emergenza.

Emergency wiring, which meets the requirements of the harmonized EN 60598-2-22 regulation relative to emergency lighting equipment, is applicable only when it is so indicated in the option column of the specific "code line".
The 1h kits mounted on T5 multi-power fixtures are always sized for the highest usable power level.

Il cablaggio in Emergenza, che risponde alla normativa armonizzata EN 60598-2-22 relativa agli apparecchi di illuminazione in emergenza, è applicabile solo quando è previsto nella colonna opzioni della "riga codice" specifica.
I Kit 1h montati su apparecchi T5 multipotenza sono sempre dimensionati per la potenza maggiore utilizzabile.

Lamps *Lampade*	Powers *Potenze*	Socket *Attacco*	1h Model / *Modello 1h*	
			Autonomy *Autonomia*	% Flow / *Flusso*
T5-FH	14W	G5	1h	15%
	21W	G5	1h	15%
	28W	G5	1h	11%
	35W	G5	1h	13%
T5-FQ	24W	G5	1h	9%
	39W	G5	1h	9%
	49W	G5	1h	6%
	54W	G5	1h	9%
	80W	G5	1h	7%
T8	18W	G13	1h	15%
	36W	G13	1h 30'	10%
	58W	G13	1h	7%
TC-L	18W	2G11	1h	15%
	24W	2G11	1h	12%
	36W	2G11	1h 30'	12%
	40W	2G11	1h 30'	10%
	55W	2G11	1h	8%
TC-D/E TC-T/E	18W	G24q-2	1h	15%
	26W	G24q-3	1h	10%
	32W	GX24q-3	1h 30'	12%
	42W	GX24q-4	1h	13%
	57W	GX24q-5	1h	7%

Flow as a % of the nominal flow is indicative only and depend on the models. For special requirements please contact the Technical Department.
Flussi, in % del flusso nominale puramente indicativi e dipendenti dai diversi modelli. Per particolari necessità interpellare l'Ufficio Tecnico.

The multi-power appliances are fitted with a 1h Emergency Kit set for the greatest lamp power.

Gli apparecchi multipotenza sono equipaggiati con Kit di Emergenza 1h dimensionato per la potenza di lampada maggiore.

Technical characteristics of the Emergency kit 1h *Caratteristiche tecniche dei kit Emergenza 1h*	
Battery *Batterie*	Ni-Cd
Maximum working temperature measured on the case *Temperatura max di esercizio misurata sull'involucro*	70° C
Room temperature *Temperatura ambiente*	0±40°C
Recharging time *Tempo di ricarica*	24h
Maximum distance between ballast and lamp *Distanza massima tra alimentatore e lampada*	2 m
Maximum nominal area of terminals *Sezione massima della morsettiera*	1,5 mm^2

EXAMPLE Emergency kit 1h *ESEMPIO kit Emergenza 1h*	
Standard article *Articolo base*	M35BD001CH
Power *Potenza*	1x28/54W T5 G5
New code number *Nuovo codice*	1EM35BD001CH

Typical flow of LED lamps at 25°C with the various types of emergency groups

Flusso tipico delle lampade LED a 25°C con diversi tipi di gruppi di emergenza.

Emergency wiring, which meets the requirements of the harmonized EN 60598-2-22 regulation relative to emergency lighting equipment, is applicable only when it is so indicated in the option column of the specific "code line".
The 1h kits mounted on T5 multi-power fixtures are always sized for the highest usable power level.

Il cablaggio in Emergenza, che risponde alla normativa armonizzata EN 60598-2-22 relativa agli apparecchi di illuminazione in emergenza, è applicabile solo quando è previsto nella colonna opzioni della "riga codice" specifica.
I Kit 1h montati su apparecchi T5 multipotenza sono sempre dimensionati per la potenza maggiore utilizzabile.

Model *Modello*	Powers *Potenze*	Socket *Attacco*	Sourse *Sorgente*	Sourse *Sorgente* EM	1h model / *Modello 1h*		Note / *Nota*
					Autonomy *Autonomia*	% Flow / *Flusso*	
CHIARO Ø30 LED HO	12W	LED	2	2	1h	32%	Remote/*Remoto* NO IP! Max distance: 2m *Massima distanza: 2m*
	18W	LED	3	3	1h	21%	
	24W	LED	4	4	1h	16%	
	30W	LED	5	5	1h	13%	
CHIARO Ø60 LED HE (IP44 / IP54 / IP67)	29W	LED	4	2	1h	29%	Only for Electronic models *Solo su modelli elttronici*
	37W	LED	5	2	1h	23%	
CHIARO Ø60 LED HO (IP54 / IP67)	45W	LED	4	2	1h	20%	Only for Electronic models *Solo su modelli elttronici*
	55W	LED	5	2	1h	15%	
H25-S T5	2x28W	T5 G5	2	1	1h	11%	
	2x54W	T5 G5	2	1	1h	13%	
	2x35W	T5 G5	2	1	1h	9%	
	2x49W	T5 G5	2	1	1h	6%	
H25-S LED all versions/*tutte le versioni*	58W	LED	8	2	1h	14%	
	70W	LED	10	2	1h	11%	
LENS UGR	34W	LED	1	1	1h	9%	Remote/*Remoto* Max distance: 2m *Massima distanza: 2m*
NOX LED	20W+22W	LED	4 (DIR) + 3 (IND)	2 (DIR)	1h	29%	
	58W+44W	LED	8 (DIR) + 6 (IND)	2 (DIR)	1h	15%	
SL.EVO T5 all versions/*tutte le versioni*	1x14W	T5 G5	1	1	1h	15%	
	1x21W	T5 G5	1	1	1h	15%	
	1x28W	T5 G5	1	1	1h	11%	Also for 1+1x / 1+1+1x *Valido anche per 1+1x / 1+1+1x*
	1x35W	T5 G5	1	1	1h	13%	
	1x24W	T5 G5	1	1	1h	9%	
	1x39W	T5 G5	1	1	1h	9%	
	1x49W	T5 G5	1	1	1h	6%	Also for 1+1x / 1+1+1x *Valido anche per 1+1x / 1+1+1x*
	1x54W	T5 G5	1	1	1h	9%	
SL.EVO LED all versions/*tutte le versioni*	21W	LED	4	2	1h	40%	
	26W	LED	5	2	1h	32%	
	32W	LED	6	2	1h	27%	
	37W	LED	7	2	1h	23%	
	42W	LED	8	2	1h	20%	
	52W	LED	10	2	1h	16%	
	63W	LED	12	2	1h	13%	
	73W	LED	14	2	1h	11%	
ZETA LED all versions/*tutte le versioni*	23W	LED	4	2	1h	33%	
	34W	LED	6	2	1h	22%	
	62W	LED	8	2	1h	13%	

Flow as a % of the nominal flow is indicative only and depend on the models. For special requirements please contact the Technical Department.
Flusso in % del flusso nominale puramente indicativo e dipendente dei diversi modelli. Per particolari necessità contattare il nostro Staff Tecnico.

CHEMICAL RESISTANCE TABLE / *RESISTENZA AGLI AGENTI CHIMICI*

This table shows the resistance to chemicals of different materials. Data is referred to an ambient temperature of approximately 22°C.
Some of the industrial environments where corrosion is likely to take place are:
La tabella indica la resistenza agli agenti chimici dei materiali generalmente impiegati. I dati si riferiscono ad una temperatura ambiente di circa 22° C.
Alcuni esempi di ambiente dove si può verificare corrosione.

- Chemical and oil plants
- Food plants (dairies, butcheries, breweries, etc.)
- Chemical laboratories
- Agriculture
- Collectivity kitchens
- Painting plants
- Plants and workshops with mineral oil vapours
- Canning plants

and so on

- *Industrie chimiche e petrolifere*
- *Industria alimentare (caseifici, latterie, macellerie, birrerie ecc.)*
- *Laboratori analisi*
- *Agricoltura*
- *Cucine industriali*
- *Impianti verniciatura*
- *Industrie, officine con vapori di oli minerali*
- *Industrie conserviere*

ecc.

Chemicals *Agenti chimici*	Stainless Steel *Acciaio inossidabile*	Aluminium *Alluminio*	Polyester *Poliestere*	Methacrylate *Metacrilato*	Polycarbonate *policarbonato*
Acetone / *Acetone*	●	●	-	-	-
Aliphatic hydrocarbons / *Idrocarburi alifatici*	●	●	-	-	-
Alcohol up to 30% / *Alcool sino a 30%*	●	❍	-	-	-
Alcohol concentrated / *Alcool concentrato*	●	●	❍	-	-
Ammonia at 25% / *Ammoniaca al 25%*	●	●	-	●	-
Accumulator acid / *Acido per accumulatori*	❍	❍	●	●	●
Aniline / *Anilina*	●	●	-	-	-
Aromatic hydrocarbons / *idrocarburi aromatici*	●	●	❍	-	-
Ether / *Etere*	●	●	❍	-	-
Ethyl acetate / *Acetato etilico*	●	●	-	-	-
Gasoline / *Benzina*	●	●	●	●	●
Benzol / *Benzolo*	●	❍	-	-	-
Beer / *Birra*	●	●	●	●	●
Blood / *Sangue*	●	●	●	●	●
Bromic acid / *Acido bromico*	●	-	-	-	-
Chloroform / *Cloroformio*	❍	●	-	-	-
Chlorophenol / *Clorofenolo*	●	●	-	-	-
Diesel fuels / *Carburanti diesel*	●	●	●	●	❍
Dioxane / *Dioxane*	●	❍	●	-	-
Acetic acid up to 5% / *Acido acetico sino al 5%*	●	❍	●	❍	●
Acetic acid up to 30% / *Acido acetico sino al 30%*	●	-	●	-	❍
Glycerol / *Glicerina*	●	●	●	●	❍
Glycol / *Glicole*	●	●	●	●	●
Glysantin antifreeze / *Glysantin - antigelo*	●	●	●	●	●
Carbon dioxide / *Anidride carbonica*	●	●	●	●	●
Carbon monoxide / *Ossido di carbonio*	●	●	●	●	●
Caustic lime / *Calce bianca*	●	-	●	●	❍
Sodium chloride solution / *Soluzione di cloruro di sodio*	●	●	●	●	●
Ketones / *Chetoni*	●	●	-	-	-
Lysol / *Lisolo*	●	●	-	-	-
Sea water / *Acqua marina*	●	❍	●	●	●
Methylene chloride / *Cloruro di metilene*	●	❍	-	-	-
Methanol / *Metanolo*	●	●	-	-	-
Metal salts and their liquid solutions *Sali metallici e loro soluzioni liquide*	❍	-	●	●	●
Caustic soda 2% / *Soda caustica 2%*	●	-	❍	●	
Caustic soda 10% / *Soda caustica 10%*	●	-	-	●	
Petroleum ether / *Etere di petrolio*	●	●	●	●	❍
Pyridine / *Pyridina*	●	❍	-	-	-
Phenol / *Fenolo*	●	❍	-	-	-
Nitric acid up to 10% / *Acido nitrico sino al 10%*	●	-	●	●	●
Nitric acid 10% to 20% / *Acido nitrico dal 10% al 20%*	❍	-	❍	❍	❍
Nitric acid over 20% / *Acido nitrico oltre il 20%*	❍	❍	-	-	-
Hydrochloric acid up to 20% / *Acido cloridrico sino al 20%*	-	-	●	●	●
Hydrochloric acid over 20% / *Acido cloridrico oltre il 20%*	-	❍	●	●	❍
Sulphuric acid up to 50% / *Acido solforico sino al 50%*	-	-	●	●	●
Sulphuric acid up to 70% / *Acido solforico sino al 70%*	-	-	●	❍	❍
Sulphuric acid over 70% / *Acido solforico oltre il 70%*	-	-	-	-	-
Sulphurous acid up to 5% / *Acido solforoso sino al 5%*	❍	❍	❍	❍	-
Hydrogen sulphide / *Solfuro d'idrogeno*	●	●	●	●	●
Soaped water / *Acqua saponata*	●	●	●	●	●
Sodium carbonate / *Soda*	❍	-	●	●	●
Synthetic lyes / *Liscive sintetiche*	●	❍	●	●	❍
Turpentine oil/ *Olio di trementina*	●	●	●	❍	❍
Carbon tetrachloride / *Tetracloruro di carbonio*	●	●	●	-	-
Water up to 60°C / *Acqua sino al 60°C*	●	●	●	●	●
Hydrogen dioxide up to 40% / *Acqua ossigenata sino al 40%*	●	❍	-	-	❍
Hydrogen dioxide over 40% / *Acqua ossigenata oltre il 40%*	●	●	-	❍	❍
Xylol / *Xilolo*	●	●	-	-	-
Dimethylbenzene / *Dimetilbenzene*	●	●	-	-	-
Minerals oil / *Olii minerali*	●	●	-	❍	-

● resistant / *resistente*
❍ relatively resistant / *relativamente resistente*
- not resistant / *non resistente*

PHOTOMETRIC QUANTITIES / *GRANDEZZE FOTOMETRICHE*

Quantity *Grandezza*	Symbol *Simbolo*	Unit of meansure *Unità di misura*	Description *Definizione*	Relations *Relazioni*
Luminous intensity *Intensità luminosa*	I	cd (candle) *cd (candela)*	Fundamental photometric quantity in the International System. An intensity of 1 cd is the intensity of a source emitting monochromatic radiation in a 1 sr solid angle with a frequency V= 540x1012 Hz and a power = 1/683W *Unità di misura fondamentale della fotometria nel Sistema internazionale. L'intensità di 1 cd equivale all'intensità di una sorgente che emetta entro un angolo solido 1sr la radiazione monocromatica di frequenza V= 540x1012 Hz e di potenza = 1/683W*	
Luminous Flux *Flusso luminoso*	Φ	Lm (lumen)	The quantity of light emitted from a source in the space *Quantità di luce emessa da una sorgente nello spazio*	$\Phi = I \times \Omega$ $\Phi = E \times \text{sup. } m^2$
Surface Light Density *Illuminamento*	E	lx (lux)	This is the ratio of the luminous flux incident on a surface to the surface area normal to flux direction *Rapporto tra il flusso luminoso ricevuto da una superficie e l'area della superficie stessa perpendicolare alla direzione del flusso*	$E = \frac{\Phi}{A}$
Luminance *Luminanza*	L	cd/m^2	This is the ratio of luminous intensity emitted by a surface in a given direction to the area of the surface appearing the direction in question (direction of observation) *Unità Rapporto tra l'intensità luminosa emessa da una superficie in una data direzione e l'area della superficie apparente nella direzione considerata (direzione di osservazione)*	$L = \frac{I}{S \cdot \cos\alpha}$
Solid angle *Angolo d'oro*	Ω	sr (steradian/*steradiante*)	Angular opening from the vertex to the optical centre of the source, of the spherical sector within which light emission is considered *Angolo solido sotteso al centro di una sfera da una calotta avente un'area uguale al quadrato del raggio*	$\frac{\text{sup. } m^2}{R2}$
Light Efficiency (of a light source) *Efficienza luminosa (di una sorgente luminosa)*		lm/W	This is the ratio of the luminous flux emitted by the lamp to (of a light source) absorbed power *È il rapporto tra il flusso luminoso emesso dalla lampada e la potenza elettrica assorbita*	$\Phi = \frac{\Phi \text{ emesso}}{P \text{ assorbita}}$
Luminaire Efficiency *Rendimento dell'apparecchio*	η		This is the ratio of the flux emitted by the luminaire and total flux from light sources inside the luminaire, multiplied x 100 *È il rapporto tra il flusso emesso dall'apparecchio e il flusso totale delle sorgenti luminose inserite nell'apparecchio moltiplicato x100*	
Colour rendering factor (of a light source) *Indice di resa cromatica (di una sorgente luminosa)*	Ra		It indicates the colour shade with which a given light source is (of a light source) perceived by the eye *Valutazione quantitativa del grado di accordo tra il colore psicofisico di un oggetto illuminato dalla sorgente illuminante in prova e quello dello stesso oggetto illuminato da una sorgente di riferimento*	
Utilisation Factor *Fattore di utilizzazione*	U		This is the ratio of the luminous flux reaching the working plane, both directly and indirectly, to total flux emitted from the light sources inside the luminaires *È il rapporto tra il flusso luminoso che raggiunge il piano utile sia direttamente sia indirettamente, e il flusso totale emesso dalle sorgenti luminose installate negli apparecchi*	
Colour temperature (of a light source) *Temperatura di colore (di una sorgente luminosa)*		K (kelvin)	It is the light shade that corresponds to the temperature of a standardised reference body (Plank's black body) *È la tonalità di luce che corrisponde alla temperatura di un corpo normalizzato di riferimento (corpo nero di Plank)*	$\frac{\Phi \text{ utile}}{\Phi \text{ totale}}$

COLOUR RENDERING CATEGORIES / *GRUPPO DI RESA COLORI*

Classification / *Gruppo*	Ra index/ *indice Ra*	
1A	> 90	
1B	80 < Ra < 90	1 - Sunlight / *luce diurna* (> 5.000 K)
2	60 < Ra < 80	2 - Very white light / *luce bianchissima* (~ 4.000 K)
3	40 < Ra < 60	3 - Warm light / *luce calda* (<3.000 K)
4	20 < Ra < 40	

LUMINANCE EXAMPLES / *GRUPPO DI RESA COLORI*

Light source / *Sorgente luminosa*	Average luminance (cd/m^2) / *Luminanze medie (cd/m^2)*
Sun / *sole*	1.600.000.000
Metal halide lamp / *lampada ad alogenuri metallici*	10.000.000 - 60.000.000
Glow lamp / *lampada ad incandescenza*	2.000.000 - 26.000.000
Compact fluorescent lamp / *lampada fluorescente compatta*	20.000 - 70.000
Fluorescent lamp / *lampada fluorescente*	5.000 - 30.000
Sun lightened clouds / *nuvole illuminate dal sole*	10.000
Candle / *candela*	7.500
Clear sky / *cielo azzurro*	5.000
White paper at 500 lx / *carta bianca a 500 lx*	100
White paper at 5 lx / *carta bianca a 5 lx*	1

SYMBOL *SIMBOLI*

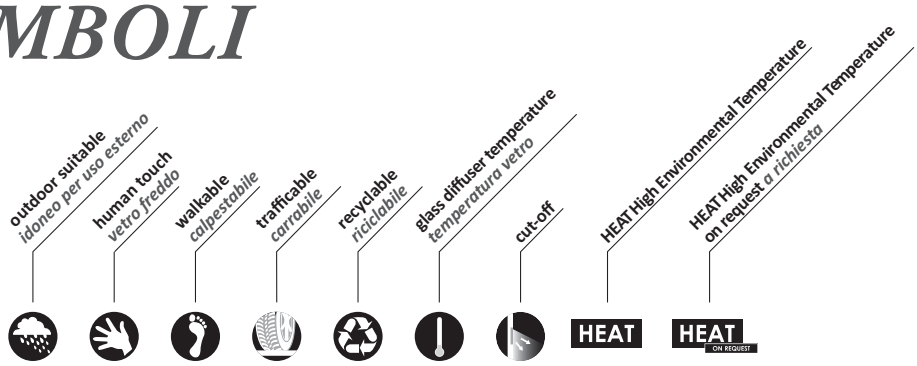

Symbol key (EN 60598-1) / *Significati dei simboli (EN 60598-1)*

Class I *Classe I*	simple insulation: earth required *isolamento semplice: è richiesta la terra di protezione*
Class II *Classe II*	double insulation: no earth required *doppio isolamento: non necessita di terra di protezione*
Class III *Classe III*	very low voltage feeding with security transformer - no earth required *alimentazione con trasformatore di sicurezza a bassissima tensione non necessita di terra di protezione*
IPX3	rain-proof *apparecchio protetto contro la pioggia*
IPX4	splash-proof from any direction *apparecchio protetto contro gli spruzzi d'acqua provenienti da ogni direzione*
IPX5	water jet-proof from any direction *apparecchio protetto contro i getti d'acqua provenienti da ogni direzione*
IPX6	water-proof on ships' decks *apparecchio protetto contro getti potenti assimilabili alle ondate*
IPX7	will operate if occasionally submerged *apparecchio che può funzionare momentaneamente sommerso*
IPX8 ...m	indefinite submerged operation -max allowed depth in meters *apparecchio stagno alla sommersione permanente profondità massima d'immersione*
IP2X	protection against entry of objects larger than Ø 12mm (fingers) *apparecchio a prova di dito articolato Ø 12mm*
IP3X	protection against entry of objects larger than Ø 2.5mm *apparecchio a prova di penetrazione di sonda Ø 2,5mm*
IP4X	protection against entry of objects larger than Ø 1mm *apparecchio a prova di penetrazione di sonda Ø 1mm*
IP5X	satisfactory operation in dust conditions *apparecchio protetto contro la polvere*
IP6X	totally dust-proof *apparecchio totalmente protetto contro la polvere*
···m	minimum distance between fitting and lighted object *distanza minima tra apparecchio e soggetto illuminato*
	continuous row fixture *apparecchio in fila continua*
	fuse *fusibile*
surface mounted recessed	fittings not suitable for direct mounting on flammable surfaces (suitable for mounting on willful non-combustible surfaces) *apparecchi non idonei al montaggio diretto su superfici normalmente infiammabili (idonei solo al montaggio su superfici non combustibili)*
	fittings not suitable to be covered with thermal insulation material *apparecchi non idonei ad essere ricoperti di materiale termicamente isolante*
	replace the damaged protective glass screen *sostituire i vetri di protezione se danneggiati*
	operation with security transformer only *funzionamento solo con trasformatore di sicurezza*
	heavy-duty can withstand impacts up to 6,5Nm *idoneo per servizio gravoso - resistenza all'urto non minore di 6,5 Nm*
	Italian Quality Mark Institute - IMQ approved *marchio IMQ - Istituto Italiano del Marchio di Qualità*
	European Norms Electrical Certification-ENEC approved Products manufactured and certified according to European Norms *marchio ENEC - European Norms Electrical Certification Prodotti costruiti e certificati secondo le Norme Europee*
CE	product in compliance with the European Community Directories *prodotto rispondente ai requisiti previsti dalle Direttive Comunitarie Europee*

Housing protection degree against mechanical shocks (EN 62262)
Gradi di protezione degli involucri contro gli impatti meccanici esterni (EN 62262)

IK index *codice IK*	IK00	IK01	IK02	IK03	IK04	IK05	IK06	IK07	IK08	IK09	IK10
impact energy in Joule *energia di impatto in Joule*	*	0,14	0,2	0,35	0,5	0,7	1	2	5	10	20

* unprotected *non protetto*

Directive 2012/19/UE / *Direttiva 2012/19/UE*

disposing of as urban waste is forbidden separate, collection is mandatory when the product is at the end of its life
è vietato lo smaltimento come rifiuto urbano è obbligatoria la raccolta separata a fine vita del prodotto
"Consorzio di appartenenza RAEE: Ecolight. Registro Nazionale dei Produttori N°: IT08010000000166 + DE78437509"

ISO 9001:2008 certified quality system
sistema qualità certificato ISO 9001:2008

ISO 9001:2008

Regulation and Directives for all CASTALDI LIGHTING **product**
Norme e Direttive per tutti i prodotti CASTALDI LIGHTING

REGULATION / *NORME*

Regulations for devices and components / *Norme apparecchi*

EN 60598-1	Luminaires. Part 1: general requirements and tests. *Apparecchi di illuminazione. Parte 1: prescrizioni generali e prove.*
EN 60598-2-1	Luminaires. Part 2: particular requirements. /*Apparecchi di illuminazione. Parte 2: prescrizioni particolari.* Section 1: fixed general purpose luminaires. / *Apparecchi fissi per uso generale*
EN 60598-2-2	Luminaires. Part 2: particular requirements. / *Apparecccchi di illuminazione. Parte 2: prescrizioni particolari*. Section 2: recessed luminaires. / *Sezione 2: apparecchi di illuminazione da incasso*
EN 60598-2-3	Luminaires. Part 2: particular requirements. / *Apparecchi di illuminazione. Parte 2: prescrizioni particolari.* Section 3: Luminaires for road and street lighting. / *Sezione 3: apparecchi d'illuminazione stradale.*
EN 60598-2-5	Luminaires. Part 2: particular requirements. / *Apparecchi di illuminazione. Parte 2: prescrizioni particolari.* Section 5: floodlights/ *Sezione 5: proiettori.*
EN 60598-2-13	Luminaires. Part 2: particular requirements. / *Apparecchi di illuminazione. Parte 2: prescrizioni particolari.* Section 13: Ground recessed luminaires. / *Sezione 13: apparecchi d'illuminazione da incasso a terreno*
EN 60598-2-18	Luminaires. Part 2: particular requirements. / *Apparecchi di illuminazione. Parte 2: prescrizioni particolari.* Section 18: Luminaires for swimming pools and similar applications. / *Sezione 18: apparecchi d'illuminazione per piscine e similari.*
EN 60598-2-22	Luminaires. Parte 2-22: particular requirements / *Apparecchi di illuminazione. Parte 2-22: prescrizioni particolari* Section 22: luminaires for emergency lighting / *Sezione 22: Apparecchi di emergenza*

CEI 34-156	Security Guide for luminaires with LED modules from surges. Castaldi lighting suggest to use SPD (Surge Protective Devices) in each outdoor installation with LED luminaries. For further information, please visit www.castaldilighting.it *Guida per la protezione degli apparecchi di illuminazione con moduli LED dalle sovratensioni.* *Castaldi lighting suggerisce l'utilizzo di SPD (Dispositivi di protezione contro le sovratensioni) in ogni installazione esterna con prodotti LED.* *Per ulteriori informazioni visita www.castaldilighting.it*

DIRECTIVES / *DIRETTIVE*

2009/125/CE	Establishing a framework for the setting of ecodesign requirements for energy-related products. *Relativa all'istituzione di un quadro per l'elaborazione di specifiche per la progettazione ecocompatibile dei prodotti connessi all'energia*
2010/30/UE	On the indication by labelling and standard product information of the consumption of energy and other resources by energy-related products. *Concernente l'indicazione del consumo di energia e di altre risorse dei prodotti connessi all'energia, mediante l'etichettatura ed informazioni uniformi relative ai prodotti*
2014/35/UE	On the harmonisation of the laws of the Member States relating to the making available on the market of electrical equipment designed for use within certain voltage limits. *Concernente l'armonizzazione delle legislazioni degli Stati membri relative alla messa a disposizione sul mercato del materiale elettrico destinato a essere adoperato entro taluni limiti di tensione.*
2014/30/UE	On the harmonisation of the laws of the Member States relating to electromagnetic compatibility. *Concernente l'armonizzazione delle legislazioni degli Stati membri relative alla compatibilità elettromagnetica.*

www.castaldilighting.it

Visit our website compatible with Microsoft® Windows, MAC OS® or mobile device (Tablet, Smartphone, iOS/Android) and follow our news on Facebook, Twitter, Linkedin, Pinterest and Vimeo.

Consulta il nostro sitoweb compatibile con ogni dispositivo fisso Microsoft® Windows, MAC OS® *o mobile (Tablet, Smartphone, iOS/Android) e segui tutte le novità su Facebook, Twitter, Linkedin, Pinterest e Vimeo.*

Graphic design by Castaldi Lighting S.p.A.

© Castaldi Lighting S.p.A.
All rights reserved
The specifications and technical data provided in this catalogue are intended as a guide only. Castaldi Lighting reserves the right to make changes without notice. For further information, please visit www.castaldilighting.it

© Castaldi Lighting S.p.A.
Tutti i diritti riservati
Le caratteristiche e i dati tecnici riportati nel presente catalogo sono forniti solo a titolo indicativo. Castaldi Lighting si riserva il diritto di apportare variazioni senza previa notifica.
Per ulteriori informazioni, visita www.castaldilighting.it

CASTALDI LIGHTING

CASTALDI NORLIGHT

CASTALDI LIGHTING S.P.A.
Via Benvenuto Cellini 8
21012 Cassano Magnago (VA) Italy
info@castaldilighting.it
T +39.0331.706.91
www.castaldilighting.it

ISO 9001:2008

CAT-N-2018ENIT 1° ed. 01.2018

CASTALDI LIGHTING S.P.A.
Via Benvenuto Cellini 8
21012 Cassano Magnago (VA) Italy
info@castaldilighting.it
T +39.0331.706.91
www.castaldilighting.it

CAT-N-2018ENIT 1° ed. 01.2018